

## Gearbox: EuroTronic 16 AS 2601 O.D.

	Page
DESCRIPTION .....	3
SPECIFICATIONS AND DATA .....	4
TIGHTENING TORQUES .....	7
TOOLS .....	8
OVERHAULING THE GEARBOX .....	13
<input type="checkbox"/> Checks .....	13
<input type="checkbox"/> Gearbox actuator .....	13
<input type="checkbox"/> Removal .....	13
<input type="checkbox"/> Refitting .....	14
<input type="checkbox"/> Removing the rear box .....	14
<input type="checkbox"/> Removing the rear box .....	15
<input type="checkbox"/> Removing the epicyclic reduction gear train (E.R.G.) .....	16
<input type="checkbox"/> Fitting the epicyclic reduction gear train (E.R.G.)	18
<input type="checkbox"/> Adjusting epicyclic reduction gear train bearing end float .....	19
<input type="checkbox"/> Adjusting main shaft end float .....	20
<input type="checkbox"/> Synchronizing device assembly for engaging normal or reduced gears .....	22
<input type="checkbox"/> Removal .....	22
<input type="checkbox"/> Removing the middle box .....	25
<input type="checkbox"/> Removing the main shaft .....	27
<input type="checkbox"/> Removing the drive input shaft .....	29
<input type="checkbox"/> Removing the splitter synchronizing device ...	30
<input type="checkbox"/> Fitting the splitter synchronizing device .....	31
<input type="checkbox"/> Fitting the drive input shaft .....	32
<input type="checkbox"/> Fitting the main shaft .....	32

<input type="checkbox"/>	Splitter control fork . . . . .	35
<input type="checkbox"/>	Disassembly - Assembly . . . . .	35
<input type="checkbox"/>	Gear control forks . . . . .	35
<input type="checkbox"/>	Removal . . . . .	35
<input type="checkbox"/>	Fitting . . . . .	36
<input type="checkbox"/>	Transmission shafts . . . . .	37
<input type="checkbox"/>	Disassembly - Assembly . . . . .	37
<input type="checkbox"/>	Fitting the middle box . . . . .	37
<input type="checkbox"/>	Fitting the front box . . . . .	40
<input type="checkbox"/>	Front cover . . . . .	42
<input type="checkbox"/>	Removal . . . . .	42
<input type="checkbox"/>	Fitting the front cover . . . . .	42
<input type="checkbox"/>	Adjusting drive input shaft bearing end float . .	42
<input type="checkbox"/>	Adjusting transmission shaft bearing end float .	43
<input type="checkbox"/>	Clutch release lever . . . . .	45

## DESCRIPTION

The EuroTronic Automated gearbox in its 16 AS 2601 O.D. versions is mechanical with electro-pneumatic control.

The driver can choose whether to program gear selection/engagement manually or automatically. The shafts and gears have helical toothing that reduces operating noise.

The main shaft gear coupling is obtained with sleeves with front toothing.

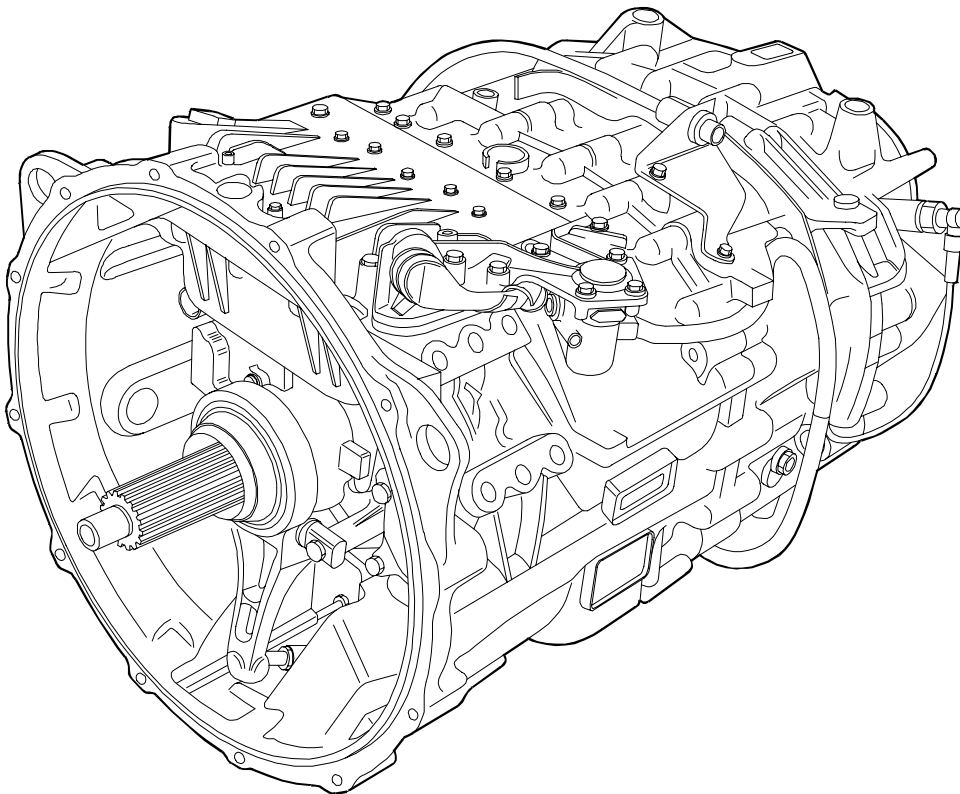
The splitter and epicyclic reduction gear unit engagement is synchronized.

The speeds are selected with finely staggered ratios and can be engaged in succession with the coupling of the epicyclic reduction gear unit "ERG" and the "Splitter" slow or fast speed unit.

On engaging the "ERG", the speeds of the main shaft are doubled. The ratios obtained in this way are further doubled with the engagement of the "Splitter". Each single ratio is thus divided into a fast or slow ratio.

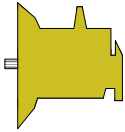
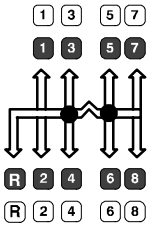


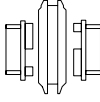



O.D. = Geared up

Figure 1



000418t

**SPECIFICATIONS AND DATA**

	<p>GEARBOXES</p>	<p>EuroTronic</p>
	<p>Type Torque activated Nm</p>	<p>16 AS 260I O.D. Mechanical 2200 Nm</p>
	<p>Forward gears Reverse gears</p>	<p>16 2</p>
	<p>Type of running control</p>	<p>electronically-operated semi-automatic</p>
	<p>Side rear power takeoff</p>	<p>optional</p>
	<p>Gear engagement: E.R.U.* and splitter engagement</p>	<p>by front engagement sleeves free ring synchroniser</p>
	<p>Gears</p>	<p>constantly engaged straight toothed</p>
	<p>Gear ratios</p> <p>1<sup>st</sup> 2<sup>nd</sup> 3<sup>rd</sup> 4<sup>th</sup> 5<sup>th</sup> 6<sup>th</sup> 7<sup>th</sup> 8<sup>th</sup> 9<sup>th</sup> 10<sup>th</sup> 11<sup>th</sup> 12<sup>th</sup> 13<sup>th</sup> 14<sup>th</sup> 15<sup>th</sup> 16<sup>th</sup> 1<sup>st</sup> RM 2<sup>nd</sup> RM</p>	<p>14.12 11.68 9.54 7.89 6.52 5.39 4.57 3.78 3.09 2.56 2.09 1.73 1.43 1.8 1.00 0.83 13.07 10.81</p>

ERG\* = Epicyclic Reduction Gearing  
O.D. = Geared up