

PARTS CATALOGUE

YZ85P

(5PA1) USA,CANADA

YZ85

(5PA1) EUROPE,SOUTH AFRICA

YZ85

(5PA3) JAPAN

YZ85LW

(5SH1) EUROPE

YZ85LW

(5SH3) JAPAN

YAMAHA
GENUINE
Parts & Accessories

2A5PA-100E1

YZ85P/YZ85/YZ85LW
PARTS CATALOGUE
©2001 by Yamaha Motor Co., Ltd.
1st Edition, May 2001
All rights reserved.
Any reprinting or unauthorized use
without the written permission of
Yamaha Motor Co., Ltd.
is expressly prohibited.

A3



A4

FOREWORD

This Parts Catalogue is related to the parts for the model(s) in the below frame. When you are ordering replacement parts, please refer to this Parts Catalogue and quote both part numbers and part names correctly.

YZ85P(5PA1), YZ85(5PA1/5PA3), YZ85LW(5SH1/5SH3)

1. Modifications or additions which have been made after issue of the Parts Catalogue will be announced in the Yamaha Parts News. It is advisable that you make necessary corrections to the Parts Catalogue according to the Yamaha Parts News.

2. Abbreviations
The Following abbreviations are used in this Parts Catalogue.

- “UR” Use specified parts number.
- “UN” Use as many as needed.
- “AP” Alternate Parts
- “LM” Local Made (Parts need to be ordered locally)
- “F#” Frame No. (Applicable machine No.)

3. Parts, which are to be supplied in an assembly, are listed with a dot(.) in front of the part name as shown below.

EXAMPLE

CARBURETOR ASSY
.JET, PILOT
.NOZZLE, MAIN

4. Number of component for assembly
The numeral appearing to the right of each component part indicates the quantity of parts for each assembly unit.

EXAMPLE

PART NO.	DESCRIPTION	Q'TY	REMARKS
2F5-83310-60	FRONT FLASHER LIGHT ASSY	2	
115-83311-60	.BULB (6V-18W)	1	
1M1-83309-60	.REFLECTOR	1	

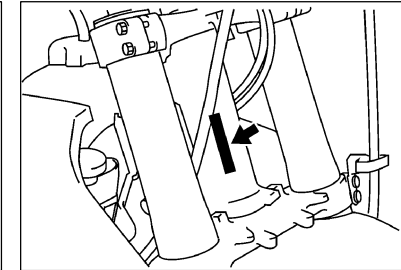
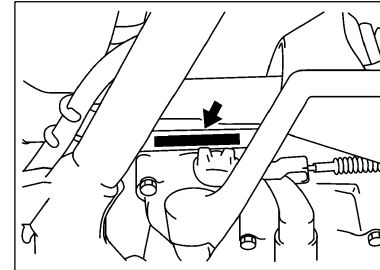
5. Applicable colors of graphics are represented in the “REMARKS” as shown below.

PART NO.	DESCRIPTION	Q'TY	REMARKS
2N4-24110-00-X5	FUEL TANK COMP.	1	MXR
3J1-24240-10	.GRAPHIC, FUEL TANK	1	FOR MXR

6. Applicable Serial No.

Engine Serial No.

Frame Serial No.

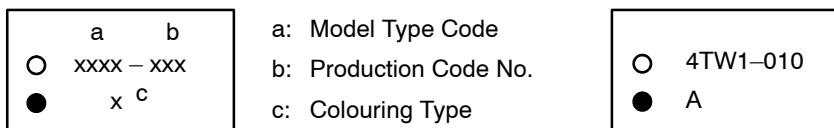


7. Note that the illustrations for reference in finding parts numbers, not to be used for assembling. When assembling, please use the applicable service manual.
8. The asterisk (*) before a reference number indicates modification items after the first edition.

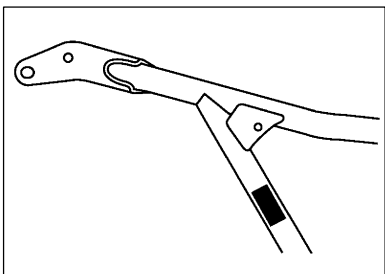
MODEL LABEL

(1) A label called "Model Label" is affixed in the location as indicated in (3) below.
When using this parts catalogue, please be sure to cross-refer the "model code – production code No." in the catalogue to the "model code – production code No." indicated on the Model Label affixed onto the product concerned.

(2) "Model Label" Indication



(3) Model Label Affixing Location



(4) Model Code – Production Code Number of Model Listed in This Parts Catalog

Model Code	Production Code No.	Country (destination)	Model Code	Production Code No.	Country (destination)
5PA1	010	USA	5SH1	070	SWEDEN
	020	CANADA	5SH3	010	JAPAN
	030	GERMANY			
	040	SPAIN			
	050	FRANCE			
	060	ENGLAND			
	070	ITALY			
	090	SWEDEN			
100	SOUTH AFRICA				
5PA3	010	JAPAN			
5SH1	020	GERMANY			
	030	SPAIN			
	040	FRANCE			
	050	ENGLAND			
	060	ITALY			

(5) Colouring Information

Model Code	Colouring type code	Colour code	Colour Name	Abbreviation
5PA1 5PA3 5SH1 5SH3	A	0583	DEEP PURPLISH BLUE SOLID E	DPBSE