

PARTS CATALOGUE

XVS650 (4VRE) EUROPE

XVS650 (4XRE) EUROPE

YAMAHA
GENUINE
Parts & Accessories

1A4VR-300E1

XVS650
PARTS CATALOGUE
©2001 by Yamaha Motor Co., Ltd.
1st Edition, Jul. 2001
All rights reserved.
Any reprinting or unauthorized use
without the written permission of
Yamaha Motor Co., Ltd.
is expressly prohibited.
Printed in Japan

A3



A4

FOREWORD

This Parts Catalogue is related to the parts for the model(s) in the below frame. When you are ordering replacement parts, please refer to this Parts Catalogue and quote both part numbers and part names correctly.

XVS650(4VRE/4XRE)

1. Modifications or additions which have been made after issue of the Parts Catalogue will be announced in the Yamaha Parts News.
It is advisable that you make necessary corrections to the Parts Catalogue according to the Yamaha Parts News.

2. Abbreviations

The Following abbreviations are used in this Parts Catalogue.

- “UR” Use specified parts number.
- “UN” Use as many as needed.
- “AP” Alternate Parts
- “LM” Local Made (Parts need to be ordered locally)
- “F#” Frame No. (Applicable machine No.)

3. Parts, which are to be supplied in an assembly, are listed with a dot(.) in front of the part name as shown below.

EXAMPLE

- CARBURETOR ASSY
- .JET, PILOT
- .NOZZLE, MAIN

4. Number of component for assembly

The numeral appearing to the right of each component part indicates the quantity of parts for each assembly unit.

EXAMPLE

PART NO.	DESCRIPTION	Q'TY	REMARKS
2F5-83310-60	FRONT FLASHER LIGHT ASSY	2	
115-83311-60	.BULB (6V-18W)	1	
1M1-83309-60	.REFLECTOR	1	

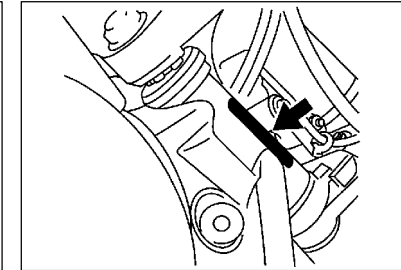
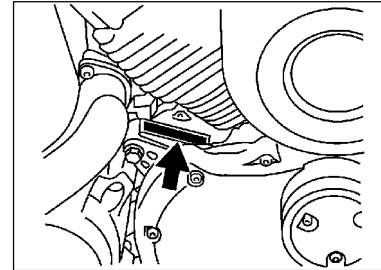
5. Applicable colors of graphics are represented in the “REMARKS” as shown below.

PART NO.	DESCRIPTION	Q'TY	REMARKS
2N4-24110-00-X5	FUEL TANK COMP.	1	MXR
3J1-24240-10	.GRAPHIC, FUEL TANK	1	FOR MXR

6. Applicable Serial No.

Engine Serial No.

Frame Serial No.



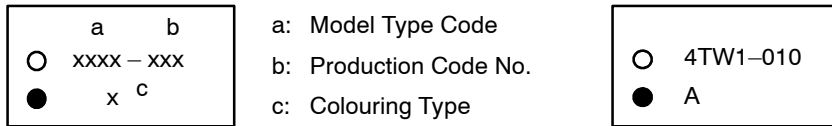
7. Note that the illustrations for reference in finding parts numbers, not to be used for assembling. When assembling, please use the applicable service manual.

8. The asterisk (*) before a reference number indicates modification items after the first edition.

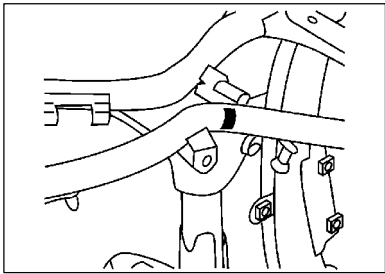
MODEL LABEL

(1) A label called "Model Label" is affixed in the location as indicated in (3) below.
When using this parts catalogue, please be sure to cross-refer the "model code – production code No." in the catalogue to the "model code – production code No." indicated on the Model Label affixed onto the product concerned.

(2) "Model Label" Indication



(3) Model Label Affixing Location



(4) Model Code – Production Code Number of Model Listed in This Parts Catalog

Model Code	Production Code No.	Country (destination)	Model Code	Production Code No.	Country (destination)
4VRE	020	AUSTRIA			
	030	BELGIUM			
	040	SWITZERLAND			
	050	DENMARK			
		FINLAND			
		NORWAY			
	070	ENGLAND			
	080	GREECE			
	090	ITALY			
	100	HOLLAND			
	110	PORTUGAL			
120	SWEDEN				
4XRE	040	ENGLAND			
	050	HOLLAND			

(5) Colouring Information

Model Code	Colouring type code	Colour code	Colour Name	Abbreviation
4VRE	A	0033	YAMAHA BLACK	YB
4XRE	B	0660	SILVER METALLIC 1	SM1

CONTENTS

ENGINE

CYLINDER HEAD	B2
CYLINDER	B4
CRANKSHAFT. PISTON	B5
VALVE	B6
CAMSHAFT. CHAIN	B7
OIL PUMP	B8
INTAKE	B9
CARBURETOR	B11
EXHAUST	B13
CRANKCASE	B15
CRANKCASE COVER 1	C3
STARTER CLUTCH	C5
CLUTCH	C6
TRANSMISSION	C8
MIDDLE DRIVE GEAR	C9
SHIFT CAM. FORK	C10
SHIFT SHAFT	C11

CHASSIS

FRAME	C12
FENDER	C14
SIDE COVER	D2
REAR ARM. SUSPENSION	D4
DRIVE SHAFT	D5
STEERING	D7
FRONT FORK	D8
FUEL TANK	D10
SEAT	D12
FRONT WHEEL	D13

FRONT BRAKE CALIPER	D14
REAR WHEEL	D15
STEERING HANDLE. CABLE	E3
FRONT MASTER CYLINDER	E4
STAND. FOOTREST	E5
GENERATOR	E8
FLASHER LIGHT	E9
METER	E11
HEADLIGHT	E12
TAILLIGHT	E13
HANDLE SWITCH. LEVER	E14
ELECTRICAL 1	E15
ELECTRICAL 2	F3

INDEX

NUMERICAL INDEX	M1
-----------------------	----