

PARTS CATALOGUE


YamahaT135.COM



T135HC (50C1) INDONESIA 5 GEARS SPEED



1K50C-460E1



T135HC
PARTS CATALOGUE
©2010 by Yamaha Motor Co., Ltd.
1st edition, December 2010
All rights reserved.
Any reprinting or unauthorized use
without the written permission of
Yamaha Motor Co., Ltd.
is expressly prohibited.
Printed in Japan.

This Parts Catalogue is related to the parts for the model(s) on the cover page. When you are ordering replacement parts, please refer to this Parts Catalogue and quote both part numbers and part names correctly.

1. Modifications or additions which have been made after the issue of the Parts Catalogue will be announced in the Parts News.

It is advisable that you make the necessary corrections to the Parts Catalogue according to the Parts News.

2. Abbreviations

The following abbreviations are used in this Parts Catalogue.

“UR” Use specified parts number.

“UN” Use as many as needed.

“AP” Alternate Parts

“LM” Locally Made (Parts need to be ordered locally)

“F#” Frame No. (Applicable machine No.)

“O/S” Over Size

3. The number of components for assembly

- Parts, which are to be supplied in an assembly, are listed with a dot (.) in front of the part name as shown below.
- The numeral appearing to the right of each component part indicates the quantity of parts for each assembly unit.

| PART NO. | DESCRIPTION | Q'TY | REMARKS |
|--------------|--------------------------|------|---------|
| 2F5-83310-60 | FRONT FLASHER LIGHT ASSY | 2 | |
| 115-83311-60 | .BULB (6V-18W) | 1 | |

4. Applicable colours of graphics are represented in the “REMARKS” as shown below.

| PART NO. | DESCRIPTION | Q'TY | REMARKS |
|-----------------|---------------------|------|---------|
| 2N4-24110-00-X5 | FUEL TANK COMP. | 2 | MXR |
| 3J1-24240-10 | .GRAPHIC, FUEL TANK | 1 | FOR MXR |

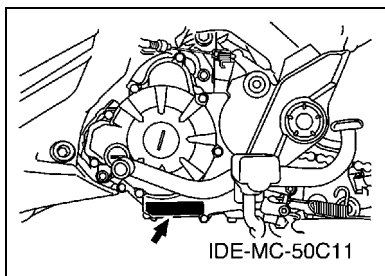
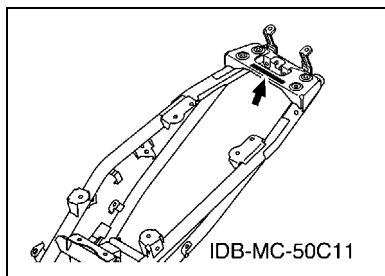
5. Note that the illustrations for reference in finding parts numbers are not to be used for assembling. When assembling, please use the applicable service manual.

6. The asterisk (*) before a reference number indicates modified items after the first edition.

7. Applicable Serial No.

Frame Serial No.

Engine Serial No.



8. Applicable Colour Code (The (*) mark shows Model colour.)

| Abbreviation | Colour Name | Colour Code |
|--------------|--------------------------------|-------------|
| BMC | BLUE METALLIC C | 0775 |
| DRMK(*) | DEEP RED METALLIC K | 0918 |
| DRYC1(*) | DEEP REDDISH YELLOW COCKTAIL 1 | 0625 |
| LGM6(*) | LEAF GREEN METALLIC 6 | 0946 |
| S8 | SILVER 8 | 0895 |
| SMX(*) | BLACK METALLIC X | 0903 |
| YB | YAMAHA BLACK | 0033 |
| | | |
| | | |
| | | |

9. Applicable Starting Serial No.

Frame Serial No.

| Serial No. | Name Of Q'ty Column | Model Code |
|------------|---------------------|------------|
| | | |
| | | |
| | | |
| | | |

Engine Serial No.

| Serial No. | Name Of Q'ty Column | Model Code |
|------------|---------------------|------------|
| | | |
| | | |
| | | |
| | | |

CONTENTS

ENGINE

| | |
|---------------------------|----|
| CYLINDER HEAD | 1 |
| CRANKSHAFT & PISTON | 3 |
| VALVE | 4 |
| CAMSHAFT & CHAIN | 5 |
| WATER PUMP | 6 |
| RADIATOR & HOSE | 7 |
| OIL PUMP | 8 |
| INTAKE | 9 |
| CARBURETOR | 11 |
| EXHAUST | 13 |
| CRANKCASE | 14 |
| CRANKCASE COVER 1 | 15 |
| STARTER | 16 |
| STARTER CLUTCH | 17 |
| CLUTCH | 18 |
| TRANSMISSION | 19 |
| SHIFT CAM & FORK | 21 |
| SHIFT SHAFT | 22 |

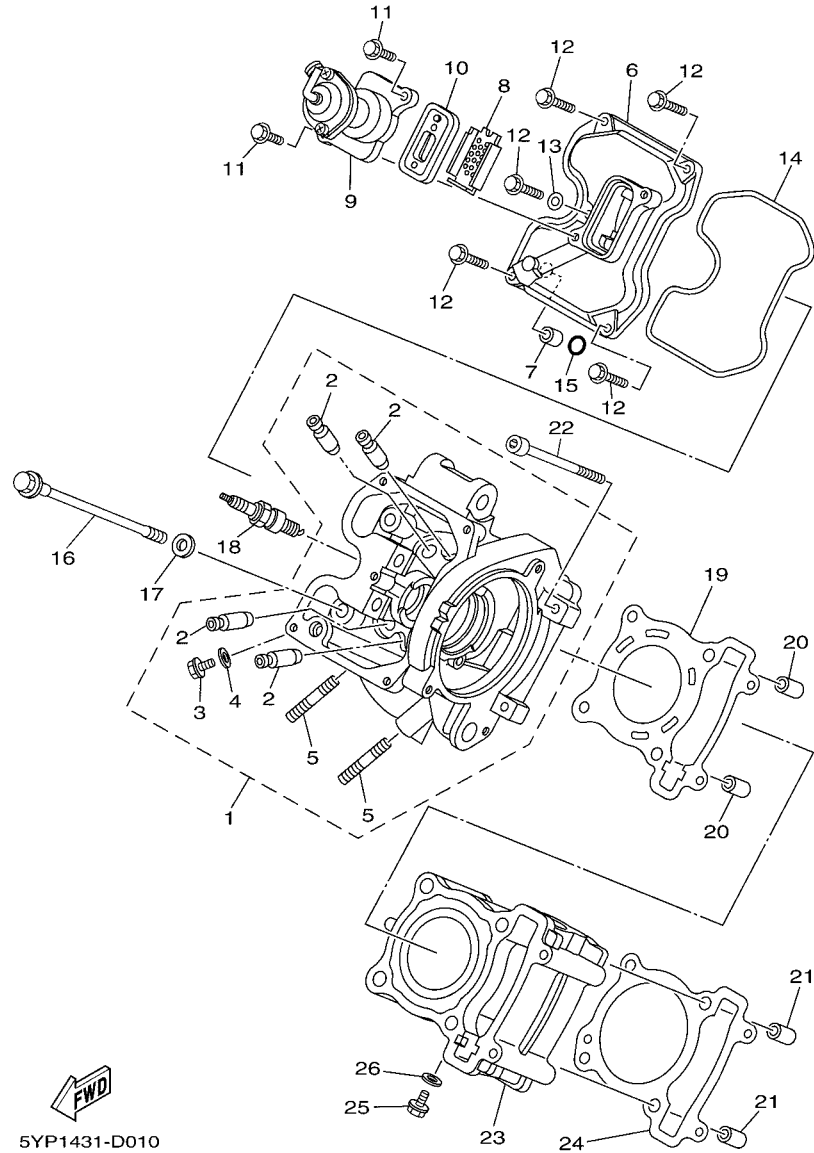
CHASSIS

| | |
|-------------------------------|----|
| FRAME | 23 |
| FENDER | 24 |
| SIDE COVER | 25 |
| REAR ARM & SUSPENSION | 28 |
| STEERING | 29 |
| FRONT FORK | 30 |
| FUEL TANK | 31 |
| SEAT | 32 |
| FRONT WHEEL | 33 |
| FRONT BRAKE CALIPER | 34 |
| REAR WHEEL | 35 |
| REAR BRAKE CALIPER | 36 |
| STEERING HANDLE & CABLE | 37 |
| FRONT MASTER CYLINDER | 39 |
| STAND & FOOTREST | 40 |
| REAR MASTER CYLINDER | 42 |
| LEG SHIELD | 44 |
| GENERATOR | 48 |
| STARTING MOTOR | 49 |
| FLASHER LIGHT | 50 |
| METER | 51 |

| | |
|-----------------------------|----|
| HEADLIGHT | 52 |
| TAILLIGHT | 53 |
| HANDLE SWITCH & LEVER | 54 |
| ELECTRICAL 1 | 55 |
| ELECTRICAL 2 | 56 |

INDEX

| | |
|-----------------------|----|
| NUMERICAL INDEX | 57 |
|-----------------------|----|



5YP1431-D010

FIG. 1 CYLINDER HEAD

| REF. NO. | PART NO. | DESCRIPTION | QTY | REMARKS |
|----------|--------------|-----------------------------|-----|---------|
| 1 | 1S7-E1102-00 | CYLINDER HEAD ASSY | 1 | UR |
| | 1S7-E1102-20 | CYLINDER HEAD ASSY | 1 | UR |
| 2 | 1S7-E1133-10 | .GUIDE, VALVE 1 | 4 | |
| 3 | 90153-06803 | .SCREW, HEXAGON | 1 | |
| 4 | 90430-06014 | .GASKET | 1 | |
| 5 | 95617-08620 | .BOLT, STUD | 2 | |
| 6 | 1S7-E1191-00 | COVER, CYLINDER HEAD 1 | 1 | |
| 7 | 91811-10005 | PIN, DOWEL | 1 | |
| 8 | 1S7-E482K-00 | PLATE | 1 | |
| 9 | 1S7-E4840-00 | AIR CUT VALVE ASSY | 1 | |
| 10 | 1S7-E4890-00 | REED VALVE ASSY | 1 | |
| 11 | 95027-06014 | BOLT, FLANGE | 2 | |
| 12 | 95027-06020 | BOLT, FLANGE | 5 | |
| 13 | 90430-06014 | GASKET | 1 | |
| 14 | 1S7-E1193-00 | GASKET, HEAD COVER 1 | 1 | |
| 15 | 93210-11803 | O-RING | 1 | |
| 16 | 90105-08850 | BOLT, FLANGE | 4 | |
| 17 | 90201-08609 | WASHER, PLATE | 4 | |
| 18 | 94700-00867 | PLUG, SPARK (NGK CPR8EA9) | 1 | UR |
| | 94700-00870 | PLUG, SPARK (DENSO U24EPR9) | 1 | UR |
| 19 | 1S7-E1181-01 | GASKET, CYLINDER HEAD 1 | 1 | |
| 20 | 91810-14809 | PIN, DOWEL | 2 | |
| 21 | 91810-14809 | PIN, DOWEL | 2 | |
| 22 | 91317-06100 | BOLT | 2 | |
| 23 | 50C-E1311-00 | CYLINDER 1 | 1 | |
| 24 | 50C-E1351-00 | GASKET, CYLINDER | 1 | |
| 25 | 90153-06803 | SCREW, HEXAGON | 1 | |