

White Fork Lift Msb Series Parts Catalog

Full download: <http://manualplace.com/download/white-fork-lift-msb-series-parts-catalog/>

F O R E W O R D

This catalog contains a complete list of parts for the MSB 20-25-30 and 35 Series Fork Lift Trucks. To assist in determining the part numbers and description, the parts in this catalog are grouped according to their location on the Lift Truck. Reference numbers only are shown in each illustration. These numbers correspond to those in the reference number column in the list of parts which precedes each "exploded view."

TYPICAL PARTS ARE SHOWN, AND MAY NOT ALWAYS BE IDENTICAL WITH CURRENT PARTS. REFER TO THE TEXT.

To further assist in locating repair parts, the part numbers are arranged in numerical sequence and indexed at the rear of this catalog.

Component parts of assemblies are listed following the assembly itself and are identified as being part of the assembly by this notation following the description:

Consists of the following...parts, or Includes the following---parts.

or

Includes Ref. No. or Nos.--- thru ---.

Part numbers only make up an assembly. Hardware items are not to be included.

Parts such as standard bolts, nuts, screws, washers, etc., are indented and listed under the respective individual parts with which they are used. The quantity for many of the shims listed is shown as A.R. (as required). The correct amount of shims should be determined in order to get the proper clearance.

"Right or Left" is determined by facing the mast from the Lift Truck driver's platform.

When in need of repair parts always order the parts from your local dealer. When ordering parts for engine be sure and include all the information on the Engine Serial Number Plate. All parts orders should plainly specify your name, post office address and whether shipment is to go by parcel post, express or freight.

Before returning repair parts it is necessary to secure written permission from the company authorizing the return of such parts. In the returning of repair parts be sure the package is tagged with your name and address. Pre-pay transportation charges.

Claims of shortage or breakage should be made to the transportation company on receipt of goods.

It is the policy of the company to improve its products whenever it is possible and practical to do so. We reserve the right to make changes or add improvements in the design or construction at any time without incurring the obligation to install such changes on products previously delivered.

TABLE OF CONTENTS

	Page		Page
Air Cleaner.....	24	Ignition Lock Switch.....	31
Alternator.....	28	Instrument.....	31
Auxiliary Valves.....	68-69	Intake Manifold.....	10
Axle - Drive.....	44		
		Lift Cylinder.....	76-80
Balance Shaft.....	8	LP Gas Equipment.....	34-35
Battery Box.....	28		
Block - short.....	4	Main Bearings.....	8
Brakes.....	46	Motor Support.....	36
Brake Linkages.....	46-47	Muffler and Exhaust Pipes.....	18
		Multilubr Lubrication System.....	71
Cables, Battery.....	28		
Camshaft.....	12	Oil Filter, Engine.....	24
Carburetor, Gasoline Engine.....	18-20	Oil Filter, Transmission.....	62
Carburetor-LP Gas Engine.....	34	Oil Pump, Engine.....	14
Choke Control.....	31	Overhead Guard.....	60
Coil, Ignition.....	28		
Connecting Rod.....	8	Pistons.....	8
Control Valve-Auxiliary.....	68-69		
Control Valve, Lift and Tilt.....	66	Radiator.....	26
Control Valve, Transmission.....	42		
Counterweight.....	58	Spark Plug.....	28
Crankshaft.....	8	Starting Motor.....	23
Cylinder Block.....	4	Steering Axle and Wheels.....	56
Cylinder Head.....	10	Steering Gear, Less Power Steering....	48-50
		Steering Motor, With Power Steering....	52-54
Decals, Paint and Transmission Oil.....	82	Steering Valve, With Power Steering....	52-54
Distributor.....	22		
Drive Axle and Wheels.....	44	Thermostat and Housing.....	26
Dual Lever Control, Lift and Tilt.....	70	Throttle Controls.....	30
		Tilt Cylinder.....	72
Fan.....	26	Timing Gears.....	12
Flywheel.....	36	Transmission.....	38-40
Foot Accelerator.....	30	Transmission Case.....	36
Frame.....	58	Transmission Control Valve.....	42
Fuel Filler and Tank (Gasoline).....	32	Transmission Oil.....	36, 82
Fuel Pump.....	16	Triplex Mast Low Free (Knickerbocker)..	74-76
		Triplex High-Free Lift (Knickerbocker)..	78-80
Gasket Sets - Engine.....	6		
Governor.....	18	Valves-Engine.....	10
		Voltage Regulator.....	28
Head Lamp.....	29		
Hood.....	60	Water Pump.....	17
Horn.....	28	Wheels, Drive.....	44
Hydraulic Oil Lines.....	62-63	Wheels, Steering.....	52
Hydraulic Oil Lines for Power Steering....	52	Wiring Harness.....	28
Hydraulic Pump.....	64		
		UL-GS and LPS Parts.....	19
		NUMERICAL INDEX.....	83 thru 100

CONVERSION TABLE 1

Millimeter to Inches

1 Millimeter (mm) = 0,039370 (")

mm	ins	mm	ins
1	: .039 370	51	: 2.007 870
2	: .078 740	52	: 2.047 240
3	: .118 110	53	: 2.086 610
4	: .157 480	54	: 2.125 980
5	: .196 850	55	: 2.165 350
6	: .236 220	56	: 2.204 720
7	: .275 590	57	: 2.244 090
8	: .314 960	58	: 2.283 460
9	: .354 330	59	: 2.322 830
10	: .393 700	60	: 2.362 200
11	: .433 070	61	: 2.401 570
12	: .472 440	62	: 2.440 940
13	: .511 810	63	: 2.480 310
14	: .551 180	64	: 2.519 680
15	: .590 550	65	: 2.559 050
16	: .629 920	66	: 2.598 420
17	: .669 290	67	: 2.637 790
18	: .708 660	68	: 2.677 160
19	: .748 030	69	: 2.716 530
20	: .787 400	70	: 2.755 900
21	: .826 770	71	: 2.795 270
22	: .866 140	72	: 2.834 640
23	: .905 510	73	: 2.874 010
24	: .944 880	74	: 2.913 380
25	: .984 250	75	: 2.952 750
26	: 1.023 620	76	: 2.992 120
27	: 1.062 990	77	: 3.031 490
28	: 1.102 360	78	: 3.070 860
29	: 1.141 730	79	: 3.110 230
30	: 1.181 100	80	: 3.149 600
31	: 1.220 470	81	: 3.188 970
32	: 1.259 840	82	: 3.228 340
33	: 1.299 210	83	: 3.267 710
34	: 1.338 580	84	: 3.307 080
35	: 1.377 949	85	: 3.346 450
36	: 1.417 319	86	: 3.385 820
37	: 1.456 689	87	: 3.425 190
38	: 1.496 050	88	: 3.464 560
39	: 1.535 430	89	: 3.503 930
40	: 1.574 800	90	: 3.543 300
41	: 1.614 170	91	: 3.582 670
42	: 1.653 540	92	: 3.622 040
42	: 1.692 910	93	: 3.661 410
44	: 1.732 280	94	: 3.700 780
45	: 1.771 650	95	: 3.740 150
46	: 1.811 020	96	: 3.779 520
47	: 1.850 390	97	: 3.818 890
48	: 1.889 760	98	: 3.858 260
49	: 1.929 130	99	: 3.897 630
50	: 1.968 500	100	: 3.937 000

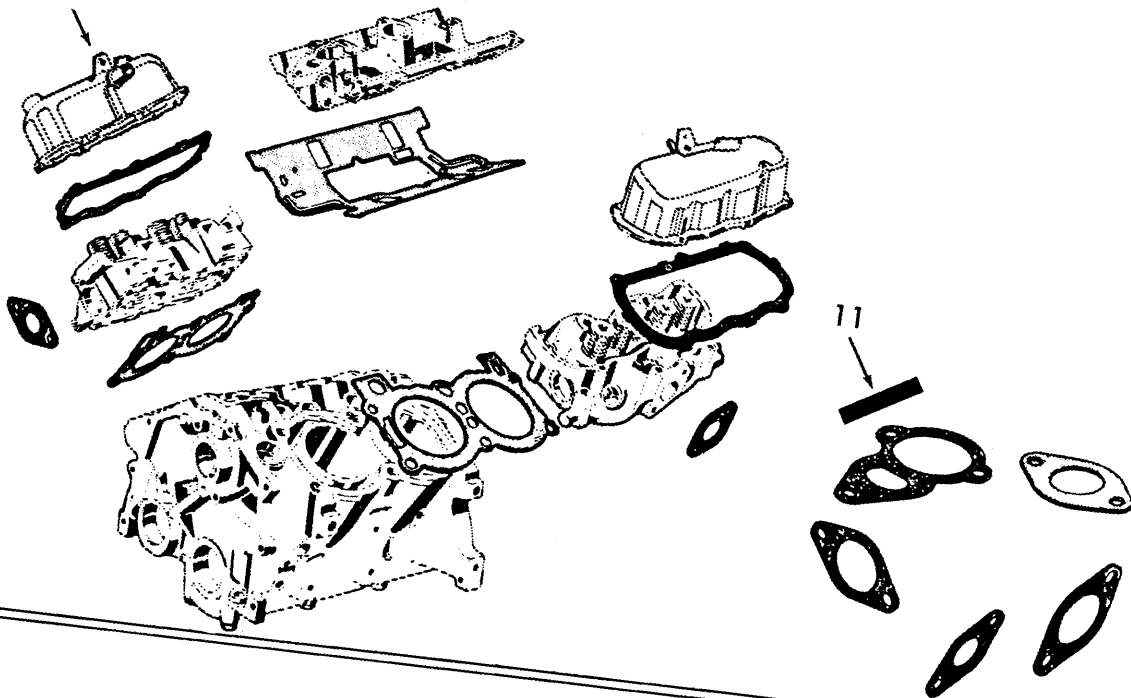
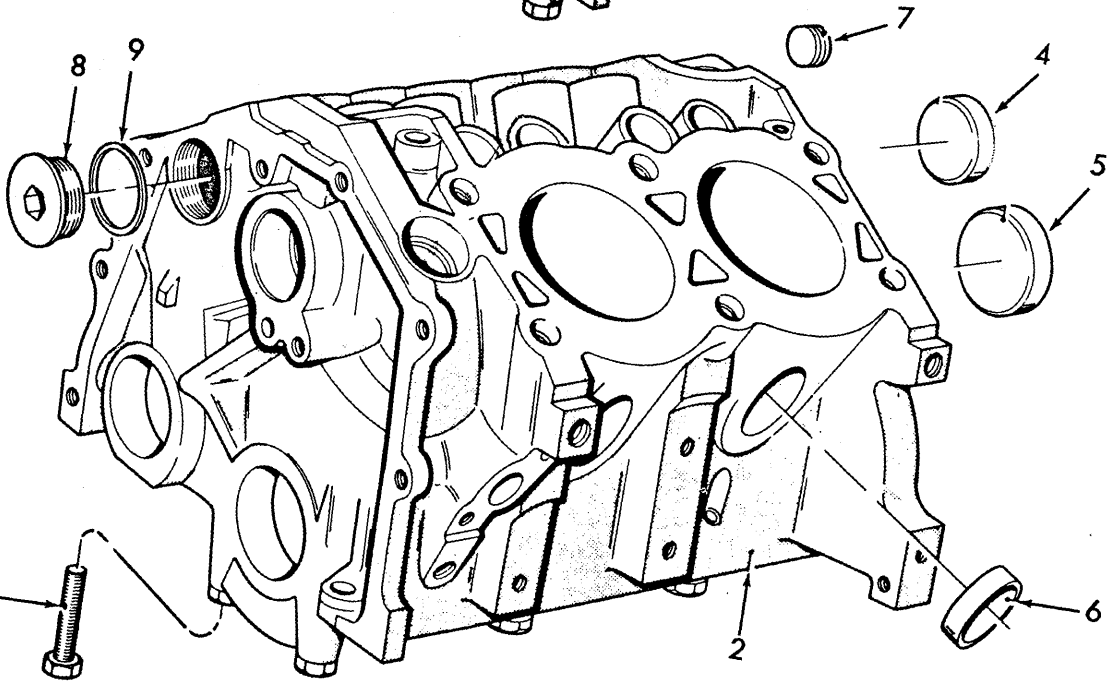

CONVERSION TABLE 2

Inches to Millimeters

Inch (") = 25,4 Millimeters (mm)

ins	mm	ins	mm
$\frac{1}{64}$: .015 625	:	.396 875
$\frac{1}{32}$: .031 250	:	.793 752
$\frac{3}{64}$: .046 875	:	1.190 627
$\frac{1}{16}$: .062 500	:	1.587 503
$\frac{5}{64}$: .078 125	:	1.984 379
$\frac{3}{32}$: .093 750	:	2.381 255
$\frac{7}{64}$: .109 375	:	2.778 131
$\frac{1}{8}$: .125 000	:	3.175 006
$\frac{9}{64}$: .140 625	:	3.571 882
$\frac{5}{32}$: .156 250	:	3.968 958
$\frac{11}{64}$: .171 875	:	4.365 634
$\frac{3}{16}$: .187 500	:	4.762 510
$\frac{13}{64}$: .203 125	:	5.159 385
$\frac{7}{32}$: .218 750	:	5.556 261
$\frac{15}{64}$: .234 375	:	5.953 137
$\frac{1}{4}$: .250 000	:	6.350 013
$\frac{17}{64}$: .265 625	:	6.746 889
$\frac{9}{32}$: .281 250	:	7.143 764
$\frac{19}{64}$: .296 875	:	7.540 640
$\frac{5}{16}$: .312 500	:	7.937 516
$\frac{21}{64}$: .328 125	:	8.334 392
$\frac{11}{32}$: .343 750	:	8.731 268
$\frac{23}{64}$: .359 375	:	9.128 143
$\frac{3}{8}$: .375 000	:	9.525 019
$\frac{25}{64}$: .390 625	:	9.921 895
$\frac{13}{32}$: .406 250	:	10.318 771
$\frac{27}{64}$: .421 875	:	10.715 647
$\frac{7}{16}$: .437 500	:	11.112 522
$\frac{29}{64}$: .453 125	:	11.509 398
$\frac{15}{32}$: .468 750	:	11.906 274
$\frac{31}{64}$: .484 375	:	12.303 150
$\frac{1}{2}$: .500 000	:	12.700 025
$\frac{33}{64}$: .515 625	:	13.096 901
$\frac{17}{32}$: .531 250	:	13.493 777
$\frac{35}{64}$: .546 875	:	13.890 653
$\frac{9}{16}$: .562 500	:	14.287 529
$\frac{37}{64}$: .578 125	:	14.684 405
$\frac{19}{32}$: .593 750	:	15.081 280
$\frac{39}{64}$: .609 375	:	15.478 156
$\frac{5}{8}$: .625 000	:	15.875 032
$\frac{41}{64}$: .640 625	:	16.271 908
$\frac{21}{32}$: .656 250	:	16.668 784
$\frac{33}{64}$: .671 875	:	17.065 659
$\frac{11}{16}$: .687 500	:	17.462 535
$\frac{45}{64}$: .703 125	:	17.859 411
$\frac{23}{32}$: .718 750	:	18.256 287
$\frac{47}{64}$: .734 375	:	18.653 163
$\frac{3}{4}$: .750 000	:	19.050 038
$\frac{49}{64}$: .765 625	:	19.446 914
$\frac{25}{32}$: .781 250	:	19.843 790
$\frac{51}{64}$: .796 875	:	20.240 666
$\frac{13}{16}$: .812 500	:	20.637 541
$\frac{53}{64}$: .828 125	:	21.034 417
$\frac{27}{32}$: .843 750	:	21.431 293
$\frac{55}{64}$: .859 375	:	21.828 169
$\frac{7}{8}$: .875 000	:	22.225 045
$\frac{57}{64}$: .890 625	:	22.621 921
$\frac{29}{32}$: .906 250	:	23.018 796
$\frac{59}{64}$: .921 875	:	23.415 672
$\frac{15}{16}$: .937 500	:	23.812 548
$\frac{61}{64}$: .953 125	:	24.209 424
$\frac{31}{32}$: .968 750	:	24.606 300
$\frac{63}{64}$: .984 375	:	25.003 175
1	: 1.000 000	:	25.400 050

Ref. No.	Part No.	DESCRIPTION	No. Pcs.
		CYLINDER ASSY. (SHORT BLOCK), CYL. AND ENGINE GASKET KIT	
1	20-7301564	Cylinder-assembly, short block.....	1
2	-----	Block-cylinder, closed deck, order 20-7301564.....	1
3	35P2416	Bolt-hex head, crankshaft bearing cap.....	6
4	35P2426	Plug-camshaft bearing.....	1
5	35P2427	Plug-balance shaft bearing.....	1
6	35P2428	Plug-frost plug, cyl. head and block (38.2 MM).....	4
6	35P3176	Plug-frost plug, cyl. head and block (39.9 MM).....	4
7	35P2430	Plug-1/4"-18.....	1
8	35P3215	Plug-hex type, 36MM (1.5 dia.).....	1
9	35P3174	Gasket-plug.....	1
10	20-7301562	Kit-gaskets, engine decarbonizing.....	1
11	20-7301563	Kit-gaskets, engine installation.....	1



Ref. No.	Part No.	DESCRIPTION	No. Pcs.
GASKET KIT - ENGINE OVERHAUL			
	35P3166	Kit-gaskets, engine overhaul..... Includes Ref. Nos. 2 thru 25:	1
2	20-7301559	Gasket-carburetor to air cleaner.....	1
3	35P3218	Gasket-intake manifold.....	1
4	35P2350	Gasket-exhaust flange to cylinder head.....	2
5	35A12962	Gasket-fuel pump.....	1
6	35P2378	Gasket-water outlet connection.....	1
7	35P2530	Gasket-crankshaft rear bearing cap.....	2
8	35P2529	Gasket-crankshaft rear bearing cap.....	1
9	35P2527	Gasket-oil drain plug.....	1
10	35A9887	Seal-adapter to cylinder block, 1-25/64" O.D.	1
11	35A9873	Gasket-cover, 3" O.D.	1
12	35P2513	Gasket-oil pump to cylinder block.....	1
13	35P2524	Gasket-oil pump to inlet tube.....	1
14	35P2352	Gasket-oil pan.....	1
15	35P2354	Gasket-cylinder timing gear cover.....	1
16	35P3197	Gasket-carburetor to intake manifold.....	1
17	35P2500	Gasket-water pump.....	1
18	35P2501	Gasket-water pump cover.....	1
19	35P2386	Gasket-valve rocker arm cover.....	2
20	35P2467	Gasket-intermediate plate, timing cover.....	1
21	35P3200	Gasket-cylinder head, front.....	1
21	35P3199	Gasket-cylinder head, rear.....	1
22	20-7301560	Seal-assembly, balance shaft, front.....	1
23	20-7301561	Seal-assembly, crankshaft, rear.....	1
24	35P3202	Seal-oil, valve stem.....	8
25	35A9886	Seal-"O" ring, adapter.....	1

