

## M - VACUUM DIAGRAMS

### Article Text

1991 Toyota MR2

For Ace Mechanics 123 Main Street San Diego Ca 92126

Copyright © 1997 Mitchell International

Friday, November 28, 2003 11:57AM

## ARTICLE BEGINNING

### 1991 ENGINE PERFORMANCE

#### Vacuum Diagrams

Camry, Celica, Corolla, Cressida,  
Land Cruiser, MR2, Pickup, Previa,  
Supra, Tercel, 4Runner

## INTRODUCTION

This article contains underhood views or schematics of vacuum hose routing. Use these vacuum diagrams during the visual inspection in F - BASIC TESTING. This will assist in identifying improperly routed vacuum hoses which cause driveability and/or computer-indicated malfunctions.

## CAMRY VACUUM DIAGRAMS

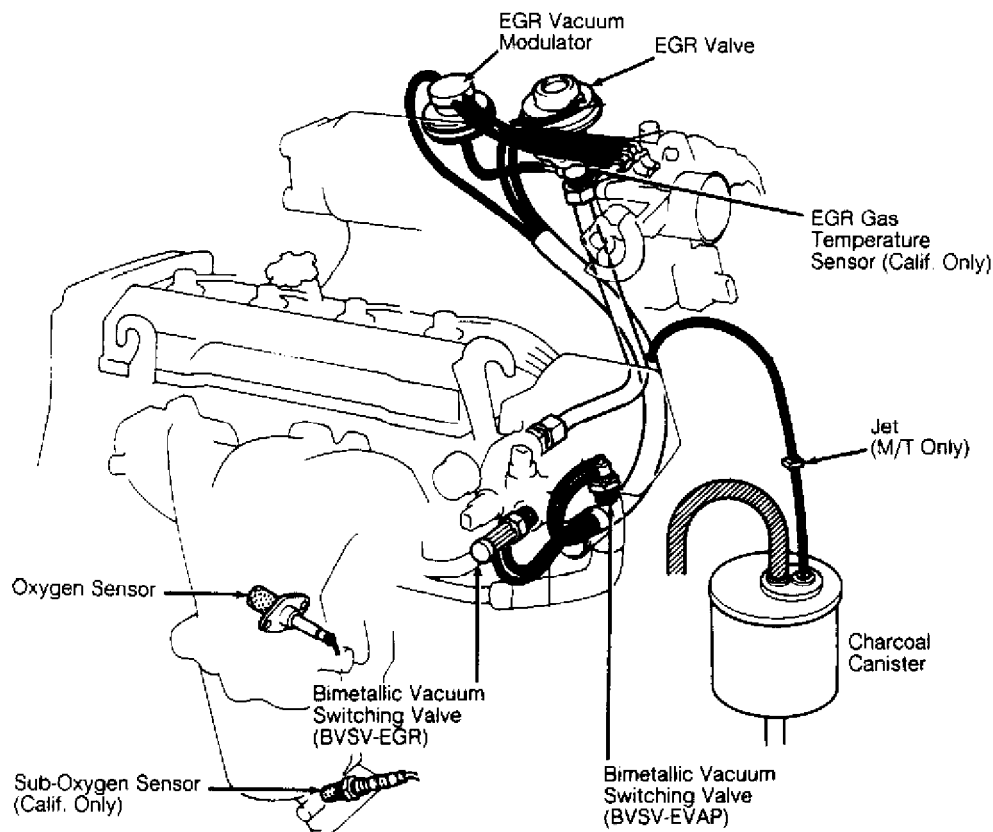


Fig. 1: Vacuum Diagram (Camry 2.0L 1 of 2)  
Courtesy of Toyota Motor Sales, U.S.A., Inc.

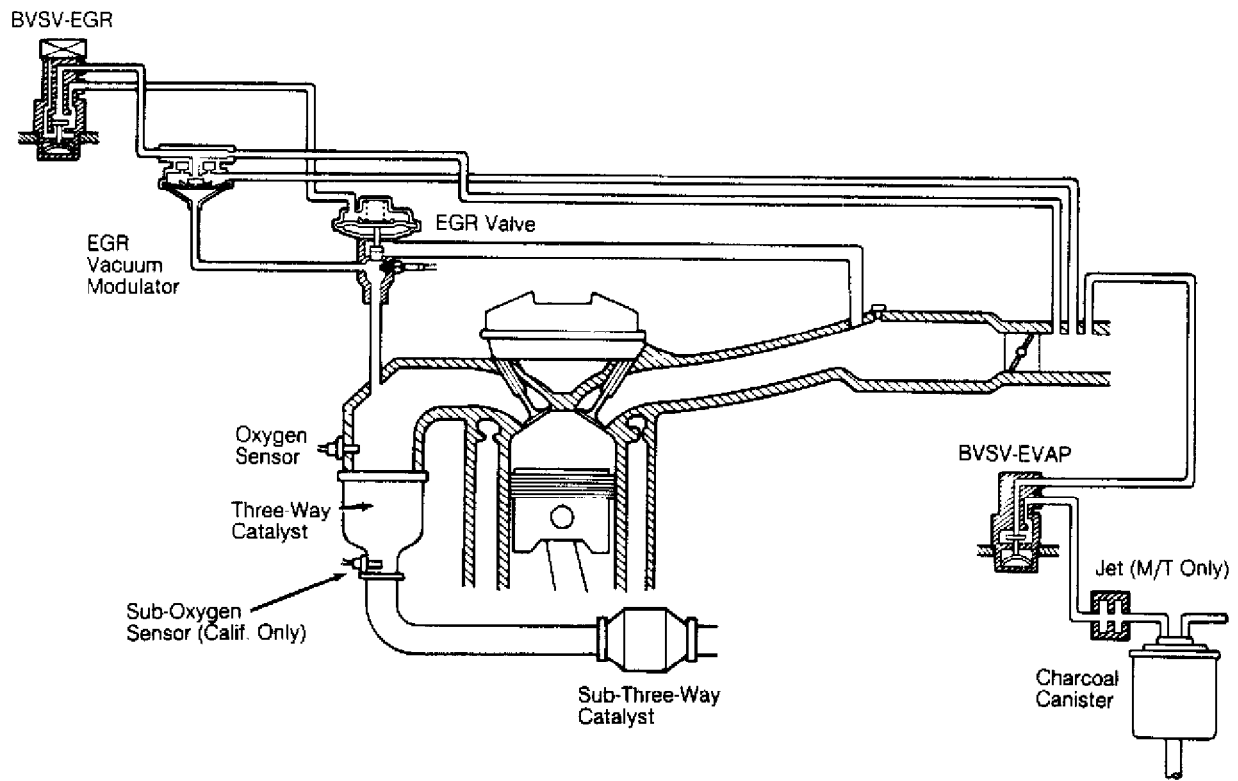


Fig. 2: Vacuum Diagram (Camry 2.0L 2 of 2)  
Courtesy of Toyota Motor Sales, U.S.A., Inc.

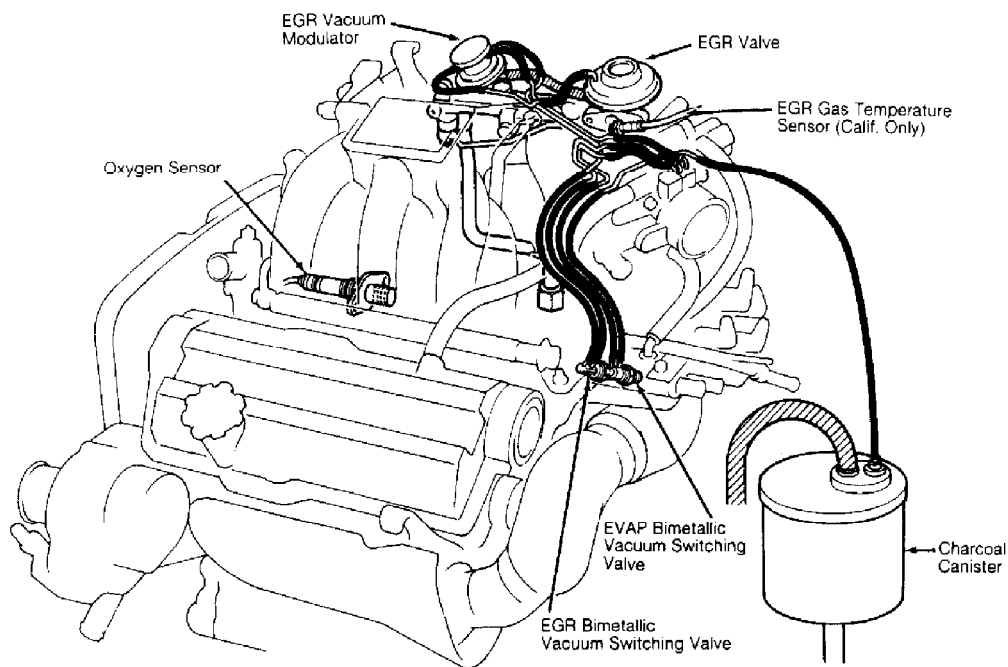


Fig. 3: Vacuum Diagram (Camry 2.5L 1 of 2)  
Courtesy of Toyota Motor Sales, U.S.A., Inc.