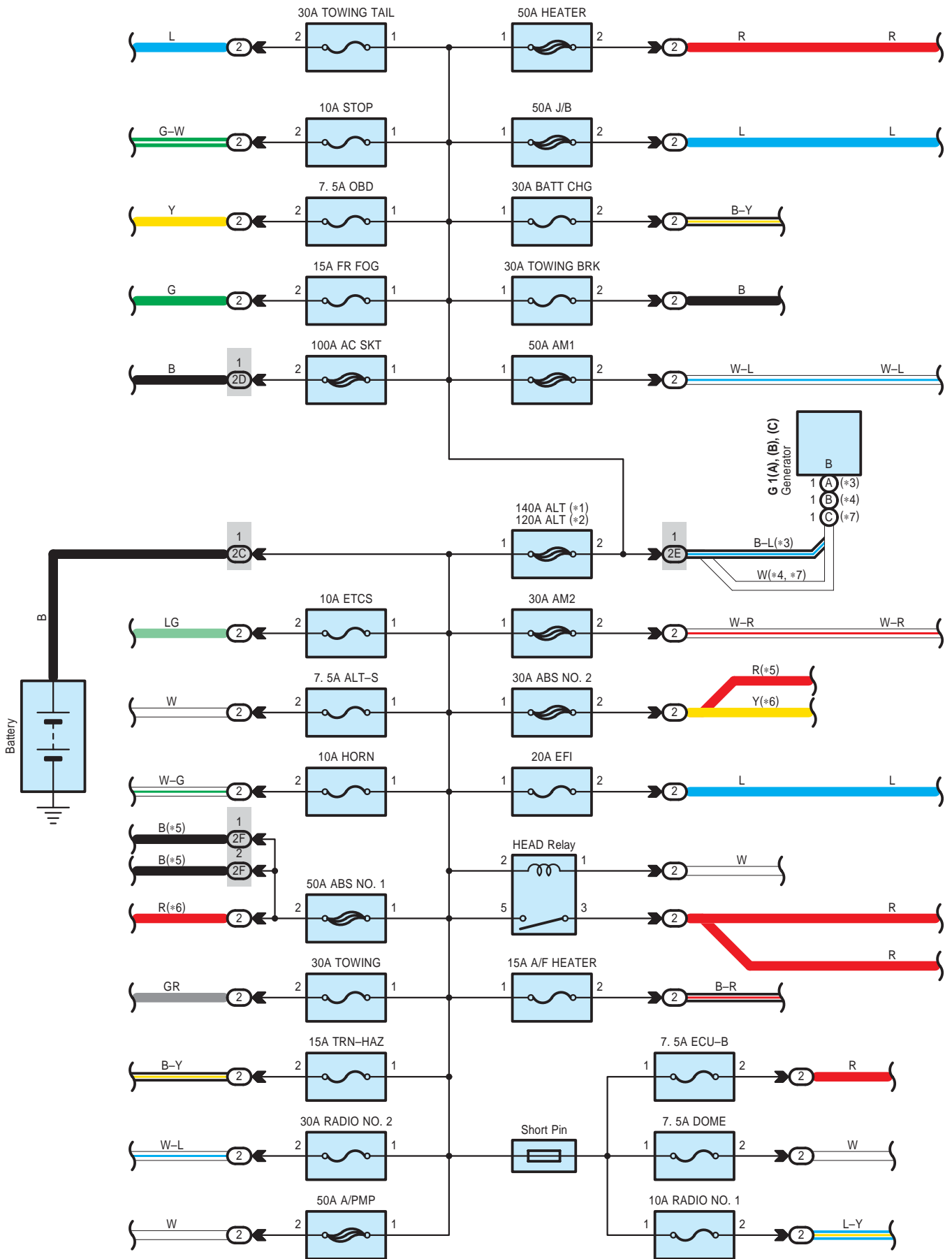


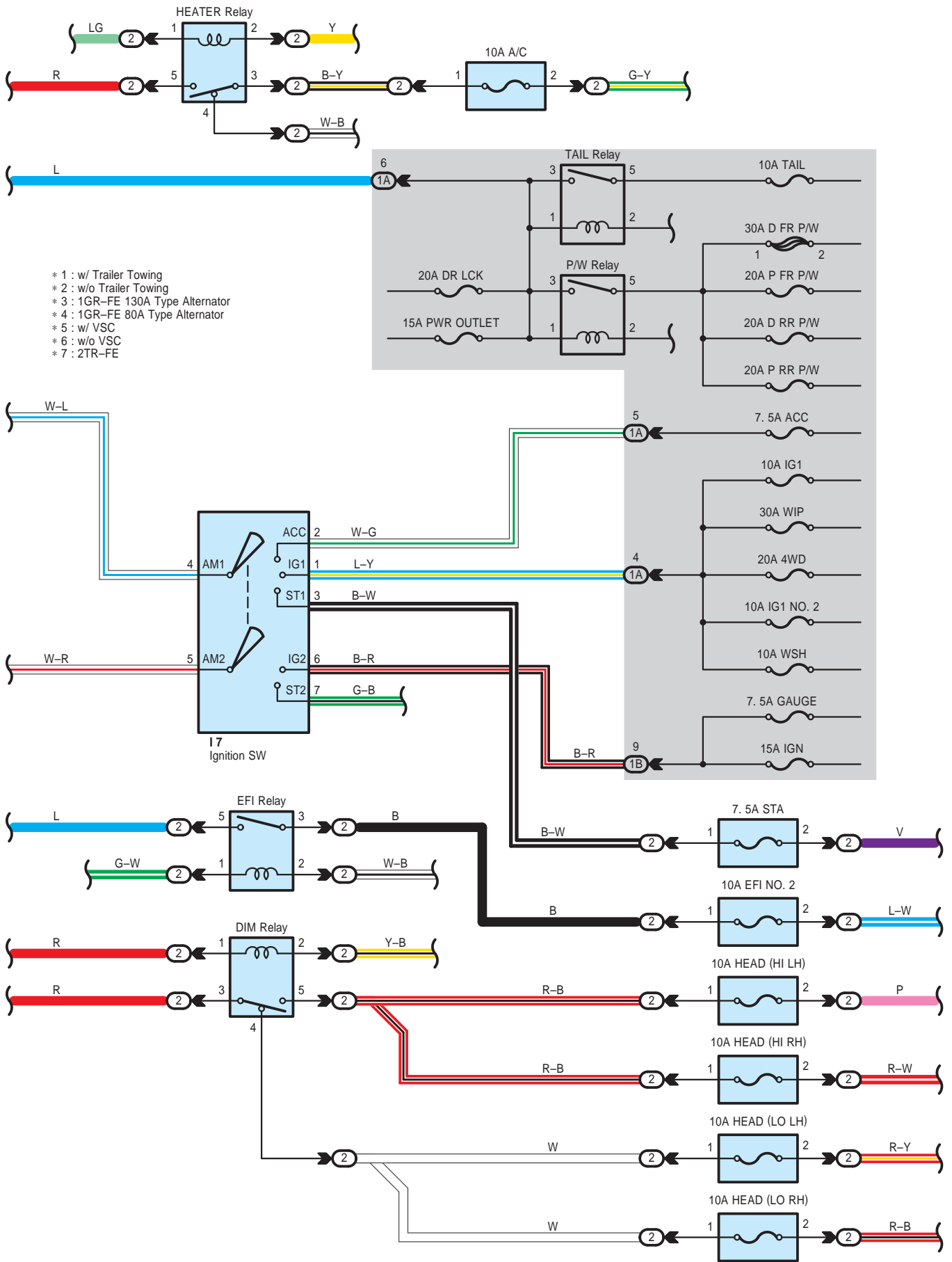
2006 TOYOTA TACOMA ELECTRICAL WIRING DIAGRAM SYSTEM CIRCUITS

	Page
ABS (w/ VSC)	172
ABS (w/o VSC)	182
Accessory Meter	234
Air Conditioning	268
Audio System (Built-in Type Amplifier)	260
Audio System (Separate Type Amplifier)	256
Auto LSD	172
Automatic Glare-Resistant EC Mirror	230
Back-Up Light	126
Charging	76
Cigarette Lighter	244
Clock	250
Combination Meter	262
Cruise Control (1GR-FE)	158
Cruise Control (2TR-FE)	164
Door Lock Control	202
Downhill Assist Control	172
Electronically Controlled Transmission and A/T Indicator (1GR-FE)	144
Electronically Controlled Transmission and A/T Indicator (2TR-FE)	152
Engine Control (1GR-FE)	78
Engine Control (2TR-FE)	90
Engine Immobiliser System (1GR-FE)	102
Engine Immobiliser System (2TR-FE)	106
Front Fog Light	116
Headlight	110
Hill-Start Assist Control	172
Horn	238
Ignition	72
Illumination	122
Interior Light	130
Key Reminder	142
Light Auto Turn Off System	138
Multi Mode 4WD	212
Multiplex Communication System (CAN)	170
Power Outlet (115V)	240
Power Outlet (12V)	244
Power Source	64
Power Window	196
Rear Differential Lock (2WD)	218
Rear Differential Lock (4WD)	212
Remote Control Mirror	228
Seat Belt Warning	232
Shift Lock	226
SRS	187
Starting	68
Stop Light	128
Taillight	118

	Page
Tire Pressure Warning System	252
TRAC	172
Trailer Towing	246
Turn Signal and Hazard Warning Light	134
VSC	172
Wiper and Washer (w/ INT Time SW)	222
Wiper and Washer (w/o INT Time SW)	224
Wireless Door Lock Control	206

Power Source





Power Source

○ : Parts Location

Code		See Page	Code		See Page	Code		See Page
G1	A	40 (1GR-FE)	G1	C	42 (2TR-FE)			
	B	40 (1GR-FE)		I7	45			

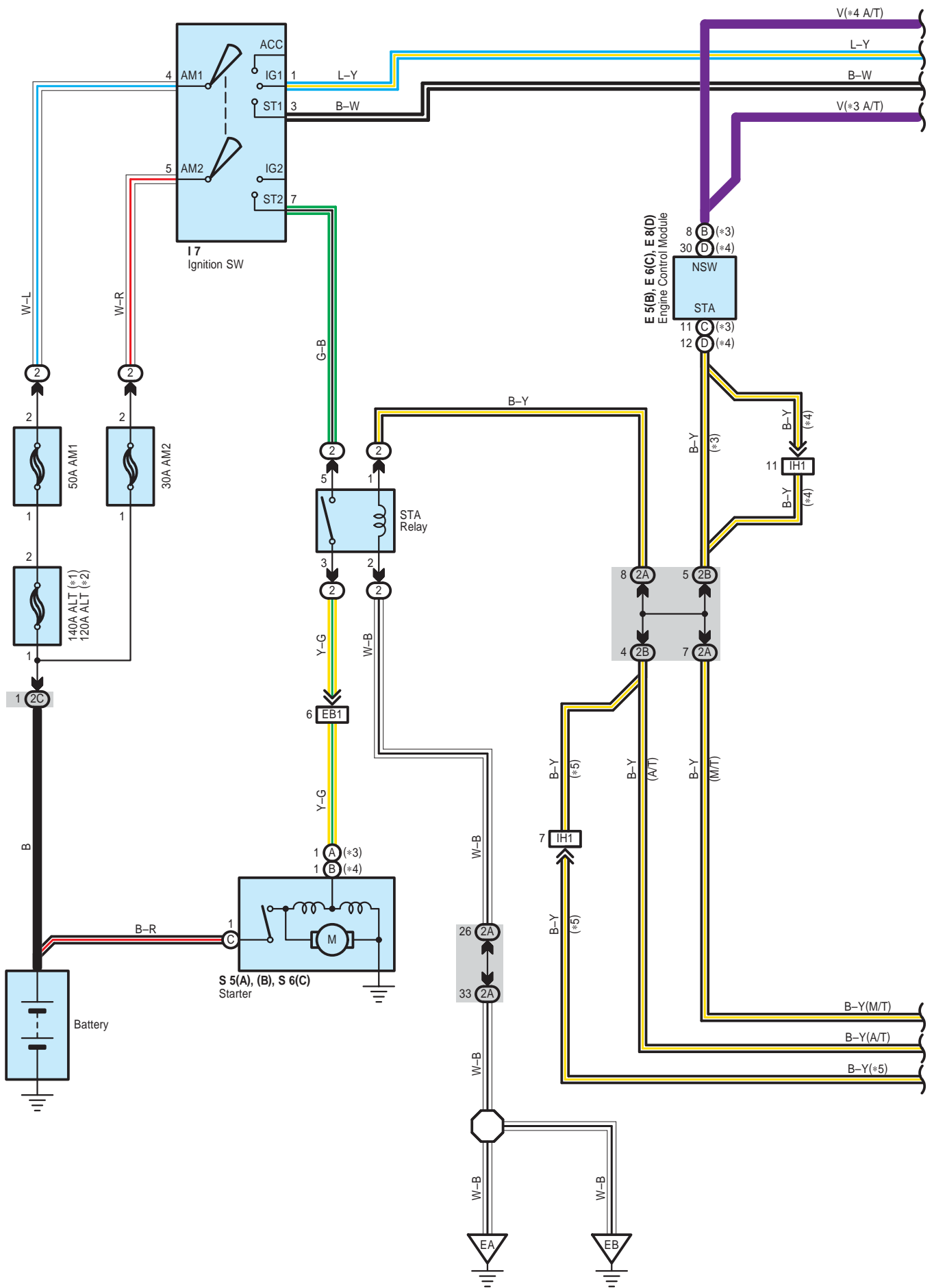
○ : Relay Blocks

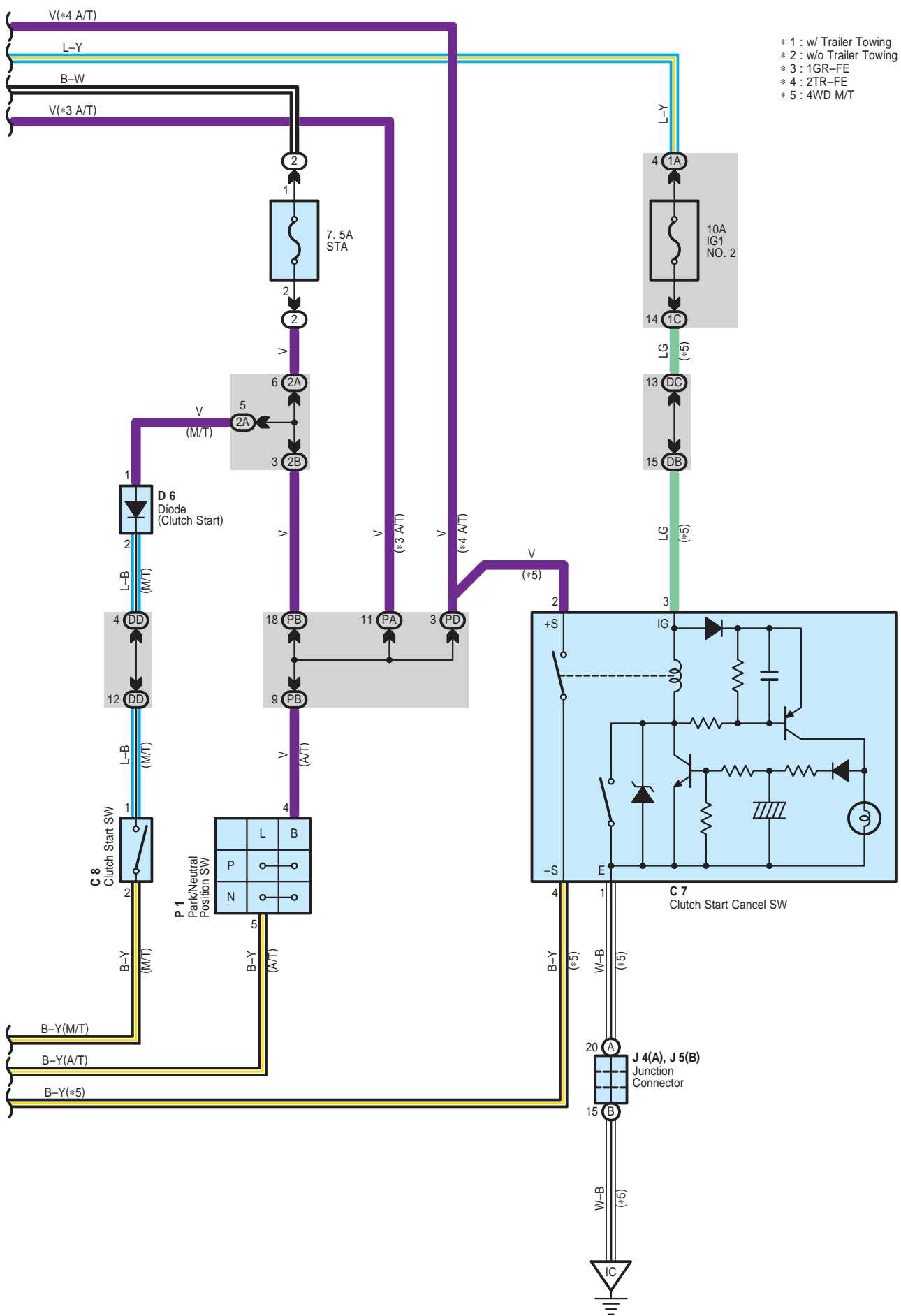
Code	See Page	Relay Blocks (Relay Block Location)
2	24	Engine Room R/B (Engine Compartment Left)

○ : Junction Block and Wire Harness Connector

Code	See Page	Junction Block and Wire Harness (Connector Location)
1A	28	Engine Room Main Wire and Driver Side J/B (Lower Finish Panel)
1B		
2C	24	Engine Room Main Wire and Engine Room J/B (Engine Compartment Left)
2D		
2E	24 (1GR-FE)	Engine No.2 Wire and Engine Room J/B (Engine Compartment Left)
	24 (2TR-FE)	Engine Wire and Engine Room J/B (Engine Compartment Left)
2F	25	Engine Room Main Wire and Engine Room J/B (Engine Compartment Left)

Starting





Starting

○ : Parts Location

Code	See Page	Code	See Page	Code	See Page			
C7	44	E8	D	44	P1	43 (2TR-FE)		
C8	44	I7		45	S5	A	41 (1GR-FE)	
D6	44	J4	A	45		B	43 (2TR-FE)	
E5	B	44	J5	B	45	S6	C	41 (1GR-FE)
E6	C	44	P1		41 (1GR-FE)		C	43 (2TR-FE)

○ : Relay Blocks

Code	See Page	Relay Blocks (Relay Block Location)
2	24	Engine Room R/B (Engine Compartment Left)

○ : Junction Block and Wire Harness Connector

Code	See Page	Junction Block and Wire Harness (Connector Location)
1A	28	Engine Room Main Wire and Driver Side J/B (Lower Finish Panel)
1C		
2A	24	Engine Room J/B and
2B	24	Engine Wire and Engine Room J/B (Engine Compartment Left)
2C	24	Engine Room Main Wire and Engine Room J/B (Engine Compartment Left)
DB	34	Instrument Panel Wire and Instrument Panel J/B No.1 (Left Kick Panel)
DC	34	Engine Room Main Wire and Instrument Panel J/B No.1 (Left Kick Panel)
DD		
PA	36	Engine Wire and Instrument Panel J/B No.2 (Right Side of Glove Box)
PB		
PD	36	Instrument Panel Wire and Instrument Panel J/B No.2 (Right Side of Glove Box)

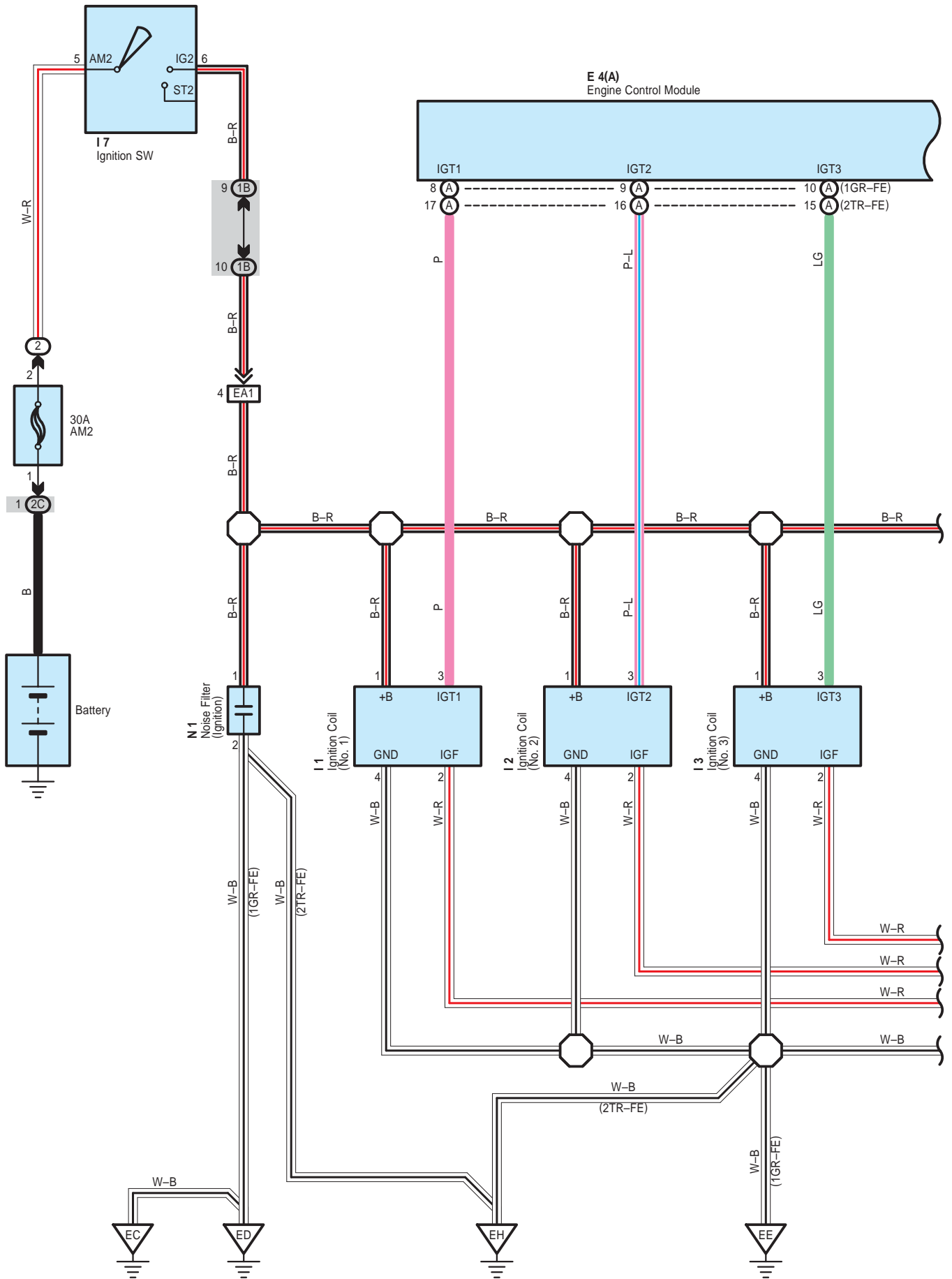
□ : Connector Joining Wire Harness and Wire Harness

Code	See Page	Joining Wire Harness and Wire Harness (Connector Location)
EB1	52 (1GR-FE)	Engine No.2 Wire and Engine Room Main Wire (Inside of Engine Room R/B)
	53 (2TR-FE)	
IH1	55	Engine Wire and Instrument Panel Wire (Right Side of Glove Box)

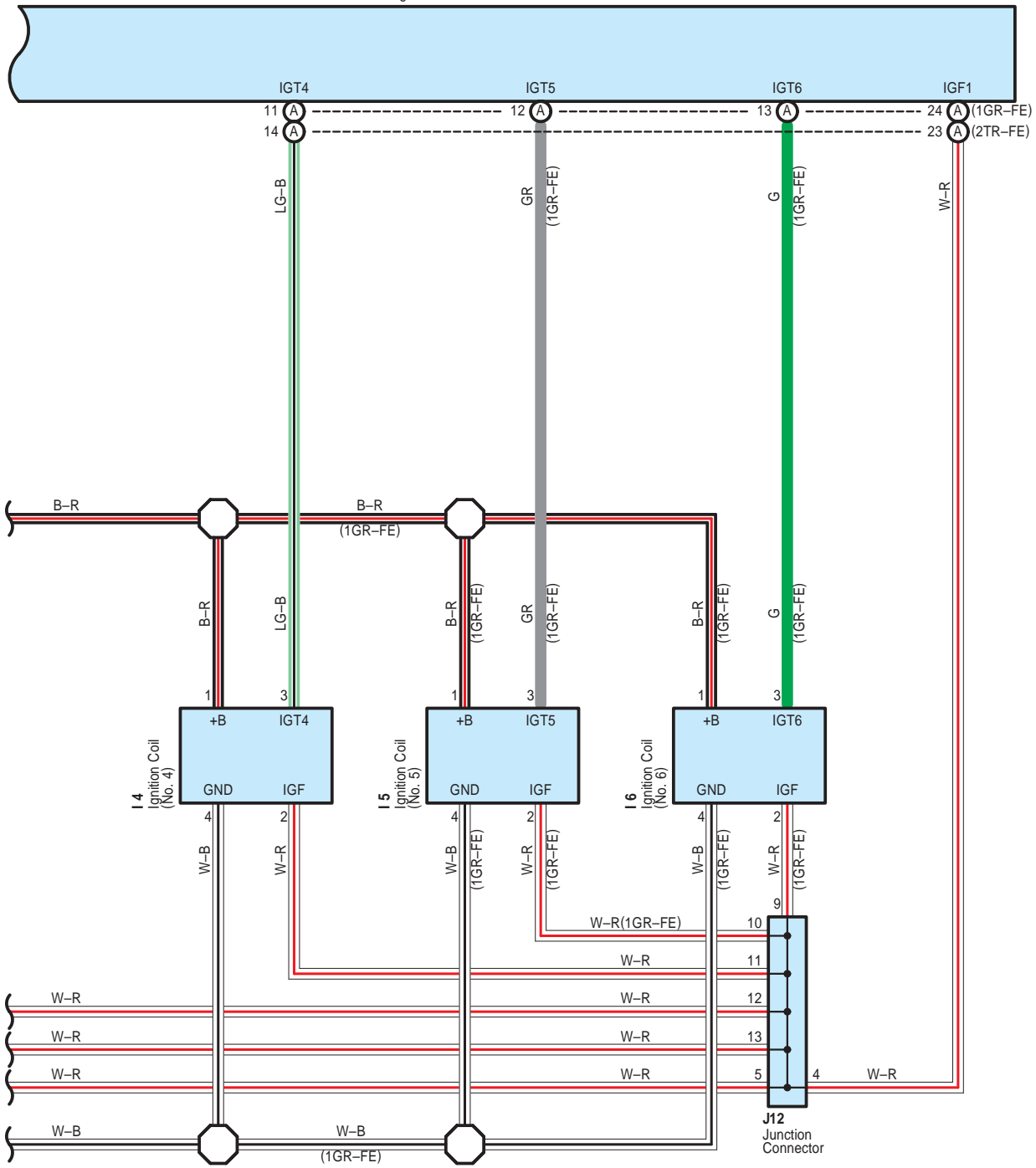
▽ : Ground Points

Code	See Page	Ground Points Location
EA	52 (1GR-FE)	Front Right Fender
	53 (2TR-FE)	
EB	52 (1GR-FE)	Front Left Fender
	53 (2TR-FE)	
IC	54	Instrument Panel Brace RH

Ignition



E 4(A)
Engine Control Module



Ignition

○ : Parts Location

Code	See Page	Code	See Page	Code	See Page	
E4	A	44		I6	41 (1GR-FE)	
I1		41 (1GR-FE)	I3	41 (1GR-FE)	41 (1GR-FE)	
		43 (2TR-FE)		43 (2TR-FE)	I7	45
I2		41 (1GR-FE)	I4	41 (1GR-FE)	J12	45
		43 (2TR-FE)		43 (2TR-FE)	N1	41 (1GR-FE)
		I5	41 (1GR-FE)	43 (2TR-FE)		

○ : Relay Blocks

Code	See Page	Relay Blocks (Relay Block Location)
2	24	Engine Room R/B (Engine Compartment Left)

○ : Junction Block and Wire Harness Connector

Code	See Page	Junction Block and Wire Harness (Connector Location)
1B	28	Engine Room Main Wire and Driver Side J/B (Lower Finish Panel)
2C	24	Engine Room Main Wire and Engine Room J/B (Engine Compartment Left)

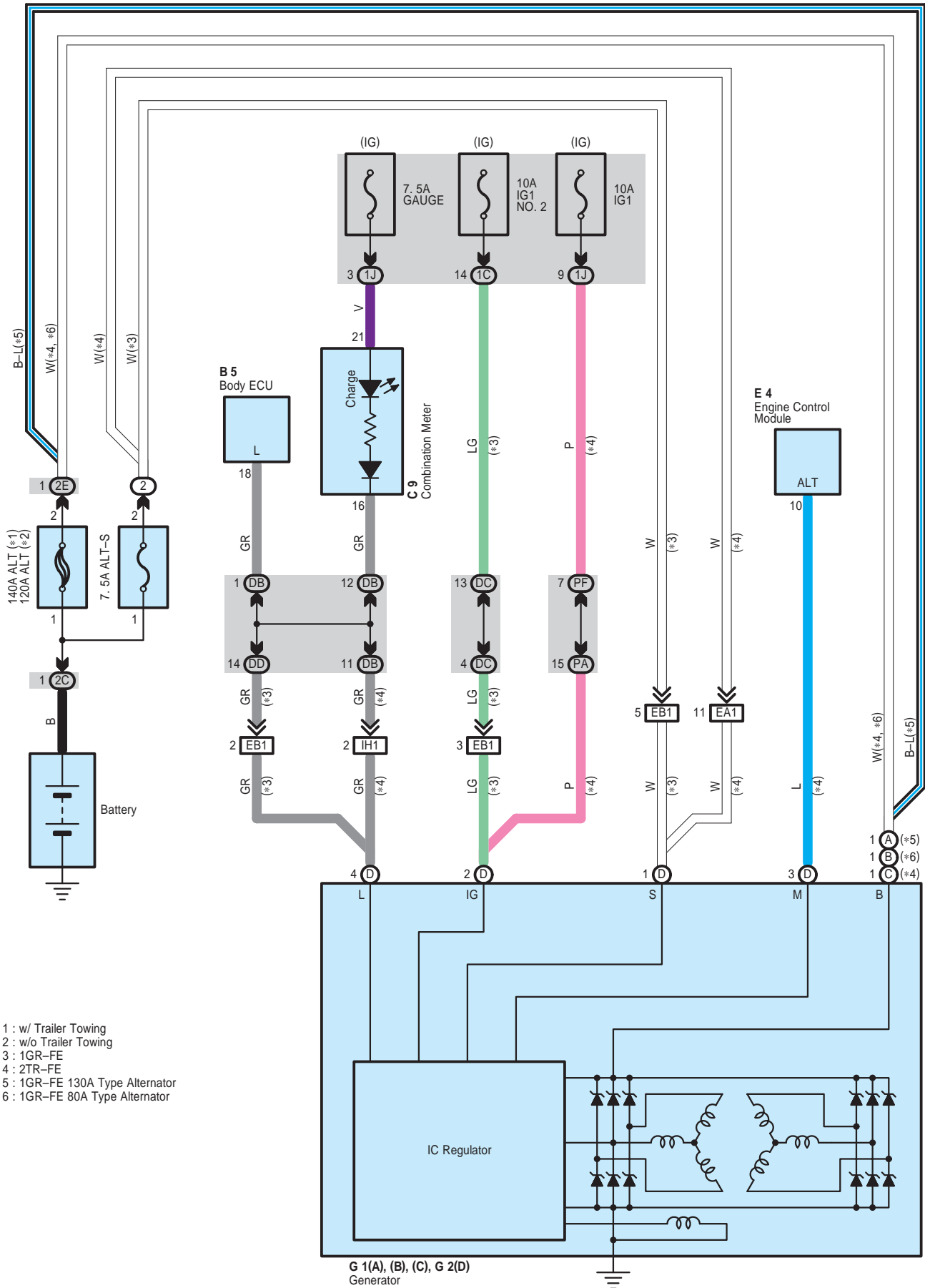
□ : Connector Joining Wire Harness and Wire Harness

Code	See Page	Joining Wire Harness and Wire Harness (Connector Location)
EA1	52 (1GR-FE)	Engine Wire and Engine Room Main Wire (Inside of Engine Room R/B)
	53 (2TR-FE)	

▽ : Ground Points

Code	See Page	Ground Points Location
EC	52 (1GR-FE)	Near the Front Differential
ED	52 (1GR-FE)	Rear Side of Right Bank Cylinder Block
EE		
EH	53 (2TR-FE)	Rear Side of Cylinder Block

Charging



: Parts Location

Code	See Page	Code	See Page	Code	See Page		
B5	44	G1	A	40 (1GR-FE)	G2	D	40 (1GR-FE)
C9	44		B	40 (1GR-FE)			42 (2TR-FE)
E4	44		C	42 (2TR-FE)			

: Relay Blocks

Code	See Page	Relay Blocks (Relay Block Location)
2	24	Engine Room R/B (Engine Compartment Left)

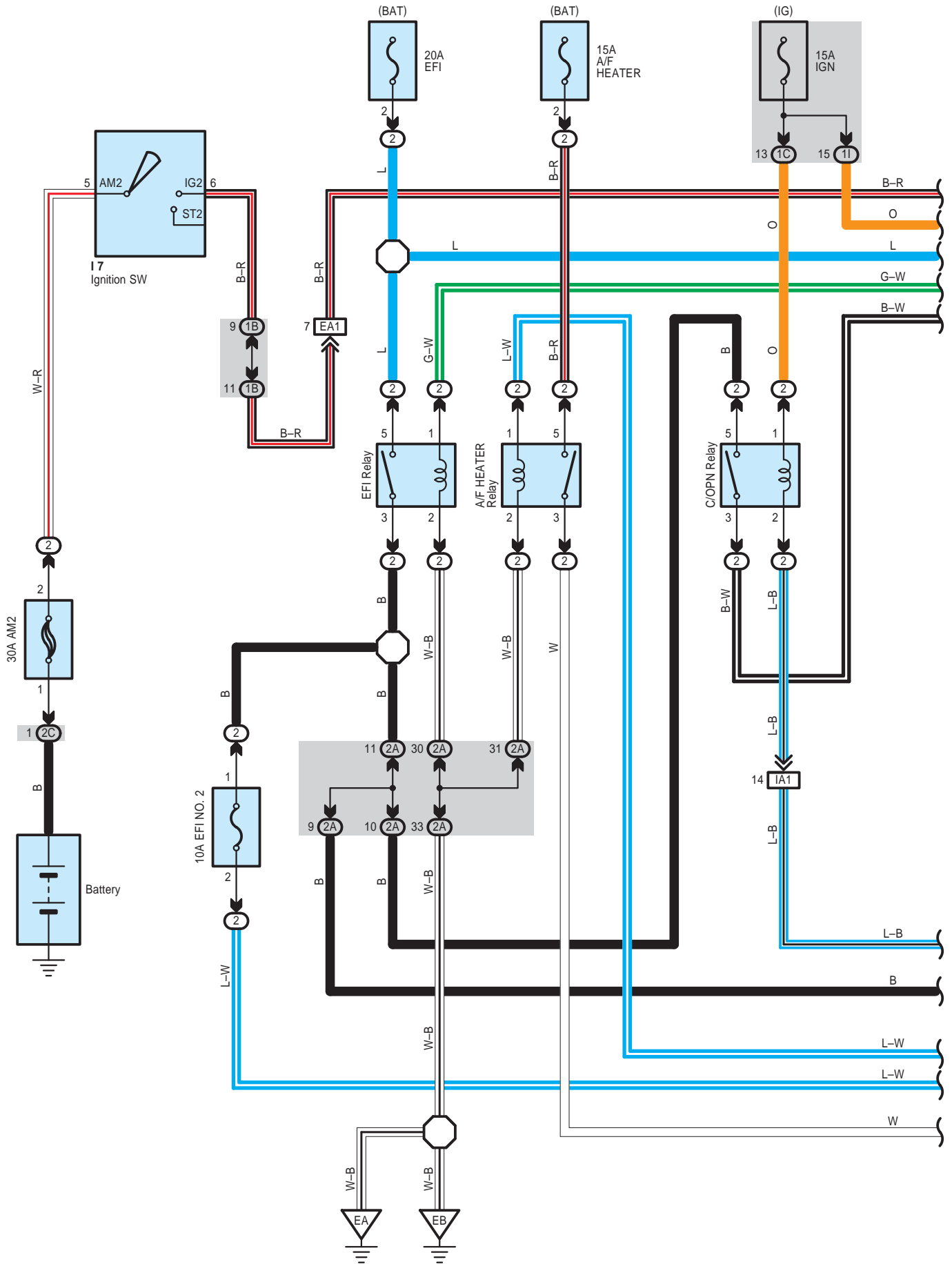
: Junction Block and Wire Harness Connector

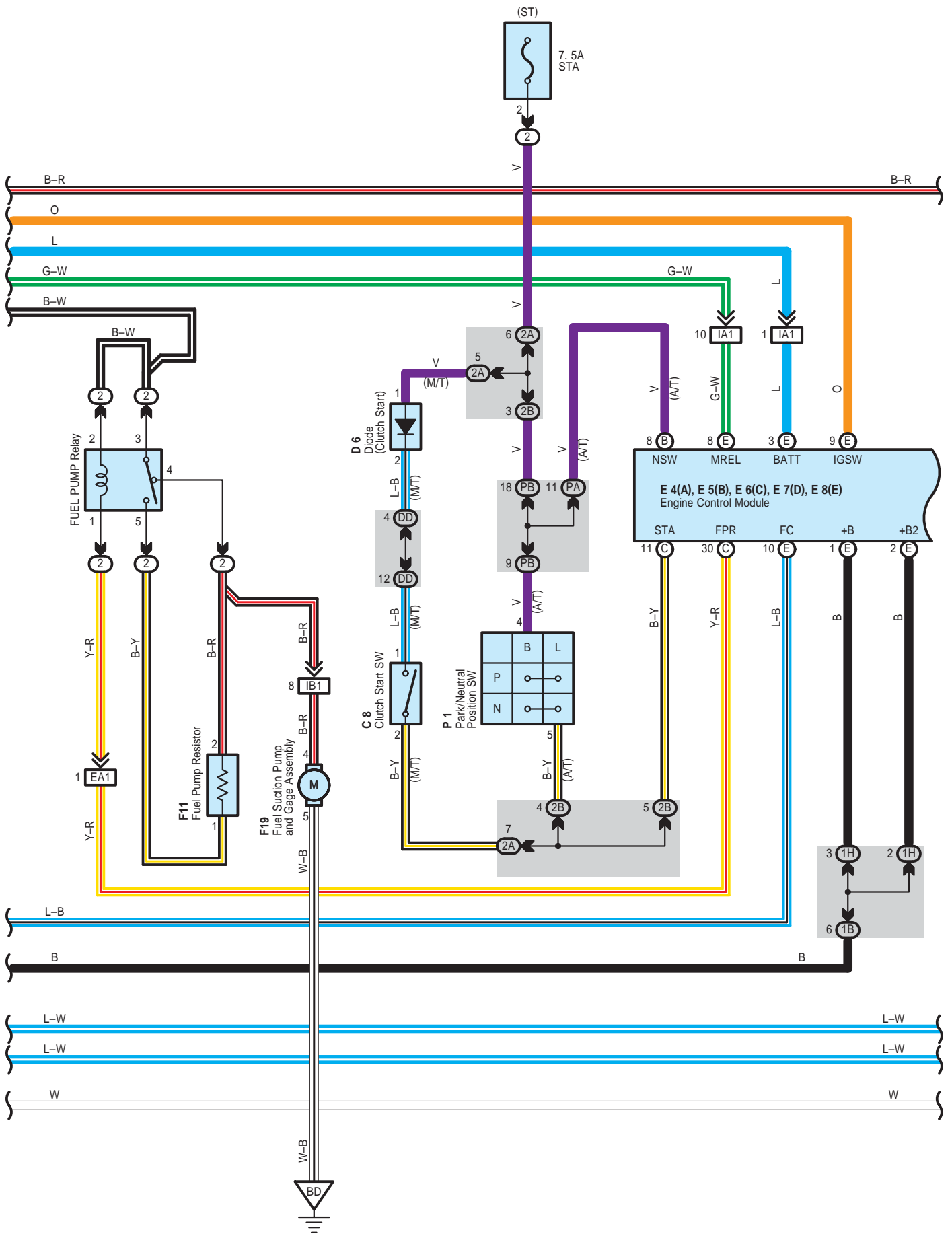
Code	See Page	Junction Block and Wire Harness (Connector Location)
1C	28	Engine Room Main Wire and Driver Side J/B (Lower Finish Panel)
1J	29	Instrument Panel Wire and Driver Side J/B (Lower Finish Panel)
2C	24	Engine Room Main Wire and Engine Room J/B (Engine Compartment Left)
2E	24 (1GR-FE)	Engine No.2 Wire and Engine Room J/B (Engine Compartment Left)
	24 (2TR-FE)	Engine Wire and Engine Room J/B (Engine Compartment Left)
DB	34	Instrument Panel Wire and Instrument Panel J/B No.1 (Left Kick Panel)
DC	34	Engine Room Main Wire and Instrument Panel J/B No.1 (Left Kick Panel)
DD		
PA	36	Engine Wire and Instrument Panel J/B No.2 (Right Side of Glove Box)
PF	36	Instrument Panel Wire and Instrument Panel J/B No.2 (Right Side of Glove Box)

: Connector Joining Wire Harness and Wire Harness

Code	See Page	Joining Wire Harness and Wire Harness (Connector Location)
EA1	53 (2TR-FE)	Engine Wire and Engine Room Main Wire (Inside of Engine Room R/B)
EB1	52 (1GR-FE)	Engine No.2 Wire and Engine Room Main Wire (Inside of Engine Room R/B)
IH1	55	Engine Wire and Instrument Panel Wire (Right Side of Glove Box)

Engine Control for 1GR-FE





Engine Control for 1GR-FE

- * 1 : Shielded
- * 2 : w/ VSC
- * 3 : w/o VSC

