

# ALL-TERRAIN ATF 90G-4

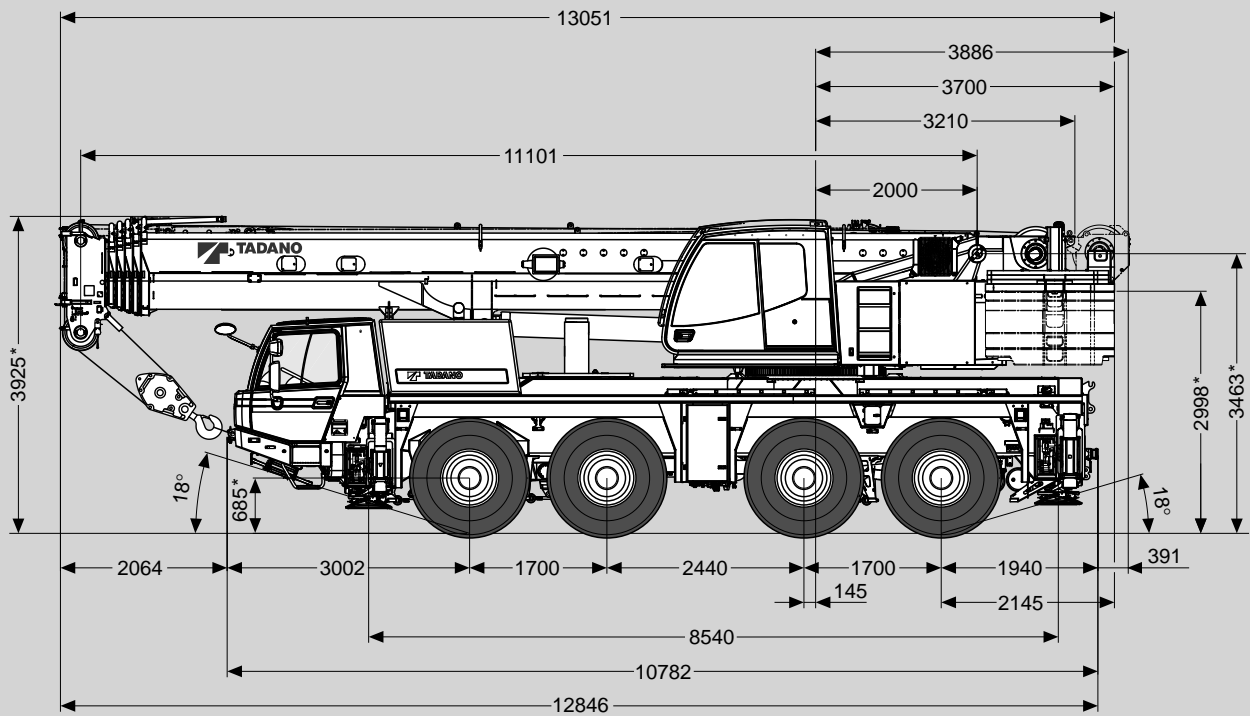


Lift Adjuster  
Option

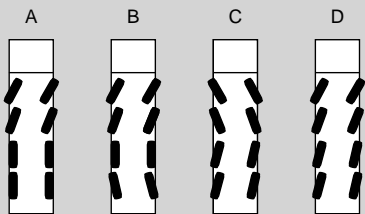
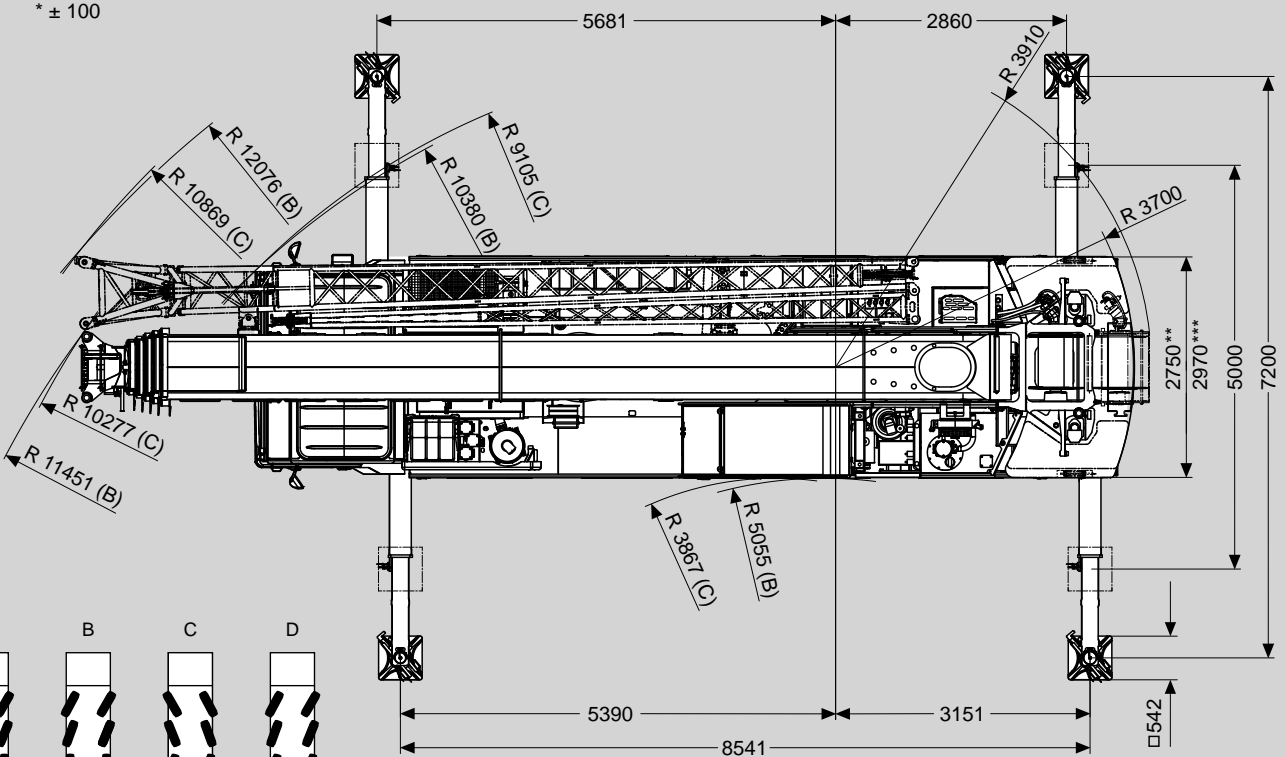
Maße (mm)  
 Dimensions (mm)  
 Dimensiones (mm)

445/95 R 25  
 (16.00 R 25)

DIN/ISO/EN



\* ± 100



v > 25 km/h v < 25 km/h

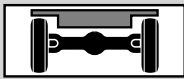
\*\* 385/95 R 25 (14.00 R25), 445/95 R 25 (16.00 R25)  
 \*\*\* 525/80 R 25 (20.5 R25)



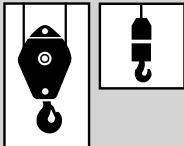
# ATF 90G-4

Gewichte / Geschwindigkeiten  
Weights / Working speeds  
Poids / Vitesses  
Pesos / Velocidades de trabajo



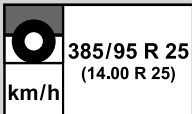
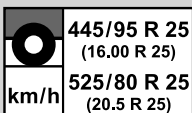







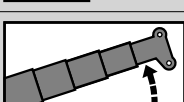

	<b>Achse / Axle Essieu / Eje</b>	<b>1</b>	<b>2</b>	<b>3</b>	<b>4</b>	<b>Gesamtgewicht / Total weight Poids total / Peso total</b>
	(t)	12	12	12	12	48*

\* Incl. 6,5 t Gegengewicht, 10/18 m Auslegerverlängerung, Unterflasche, Hakengeschirr, Bereifung 445/95 R 25 (16.00 R 25).  
 \* Incl. 6.5 t counterweight, 10/18 m boom extension, hook block, swivel hook, tyres 445/95 R 25 (16.00 R 25).  
 \* Incl. de 6,5 t contrepoids, 10 m / 18 m fléchette, moufle, élingues, pneus 445/95 R 25 (16.00 R 25).  
 \* Incl. contrapeso de 6,5 t, 10 m / 18 m plumin, gancho, gancho de bola, neumáticos 445/95 R 25 (16.00 R 25).

	<b>Traglast / Lifting capacity / Force de levage / Capacidad de elevación</b>	<b>Rollen / Sheaves Pulies / Poleas</b>	<b>Stränge / Parts of line Brins / Ramales de cable</b>	<b>Gewicht / Weight Poid / Peso</b>
	100 t	9	19	1000 kg
	63 t *	5	11	650 kg
	40 t *	3	7	550 kg
	40 t	3	7	550 kg
	20 t	1	3	300 kg
	6 t	-	1	150 kg



	<b>1</b>	<b>2</b>	<b>3</b>	<b>4</b>	<b>5</b>	<b>6</b>	<b>7</b>	<b>8</b>	<b>9</b>	<b>10</b>	<b>11</b>	<b>12</b>	<b>R1</b>	<b>R2</b>	
 385/95 R 25 (14.00 R 25)	3	4	5	7	9	11	15	19	24	31	40	51	4	5	
 445/95 R 25 (16.00 R 25)	4	5	6	8	10	12	16	21	27	34	43	56	4	5	62%
 525/80 R 25 (20.5 R 25)	6	8	10	13	16	21	28	36	46	59	75	85	7	8	

<b>V+</b> 	<b>Stufenlos Infinitely variable Progressivement variable Infinitamente variable</b>	<b>Seil Rope Câble Cable</b>	<b>Max. Seilzug Max. single line pull Effort maxi au brin simple Trio máximo por ramal</b>
	0 - 115 m/min für einfachen Strang single line au brin simple ramal simple	18 mm / 230 m	55 kN
	0 - 115 m/min für einfachen Strang single line au brin simple ramal simple	18 mm / 230 m	55 kN
	0 - 2 min <sup>-1</sup>		
	-1° - +82.4° ca. 35 s approx. 35 s env. 35 s aproximadamente 35 s		
	11.1 m - 51.2 m ca. 310 s approx. 310 s env. 310 s aproximadamente 310 s		