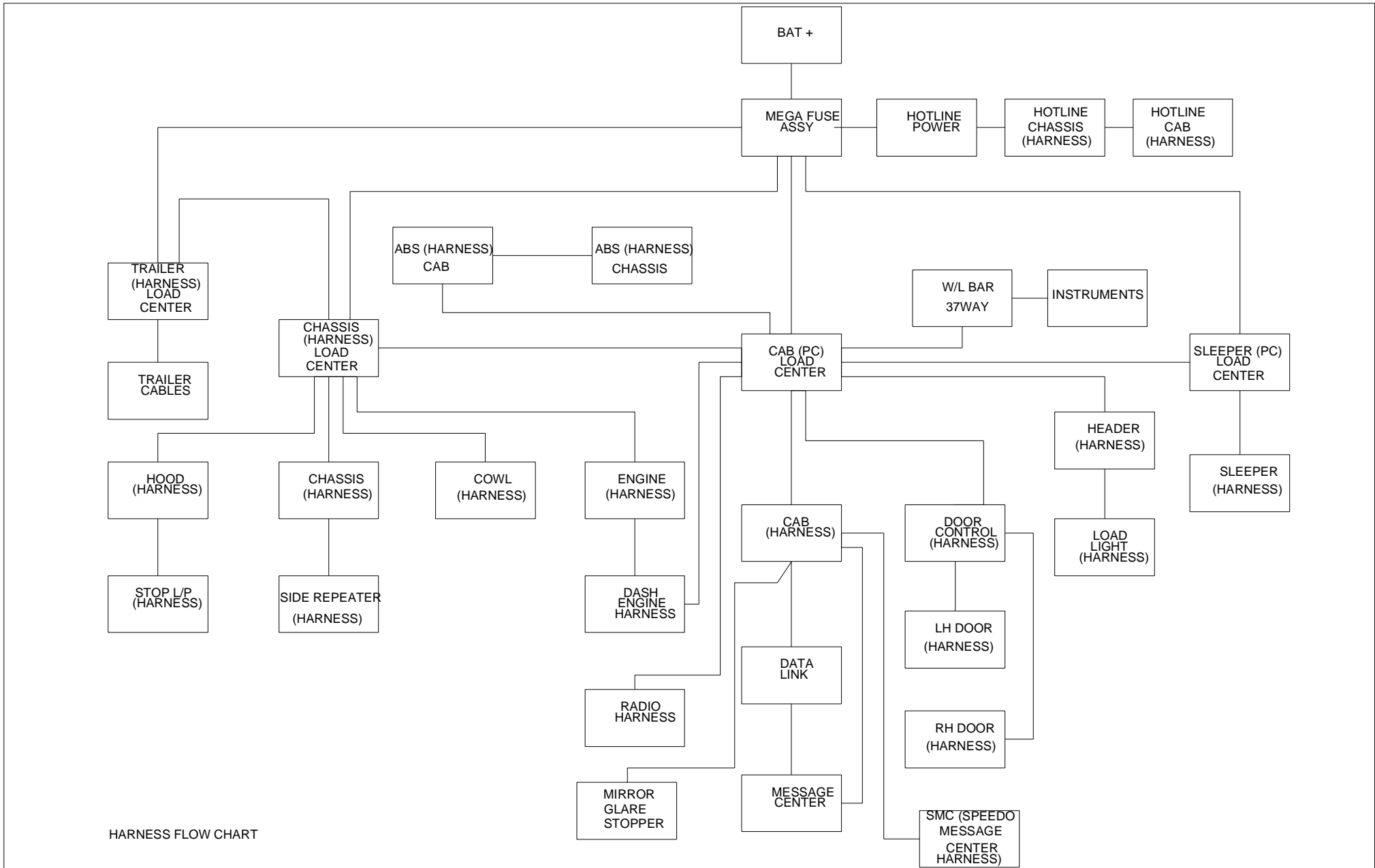


- | SH NO. | TITLE   |
|--------|---|
| 1)     | INDEX SYMBOL KEY  |
| 2)     | HARNES FLOW CHART   |
| 3)     | +12V POWER DISTRIBUTION   |
| 4)     | NEGATIVE POWER DISTRIBUTION   |
| 5)     | +12V POWER DISTRIBUTION (OPTIONAL DISCONNECT)                             |
| 6)     | WIPER WASHER  |
| 7)     | HORN  |
| 8)     | MANUAL FAN CONTROL  |
| 9)     | HVAC CLUMMINS CATERPILLAR   |
| 10)    | TURN SIGNAL/STOP/HAZARDS/AUX TRAILER                                      |
| 11)    | REVERSE LAMPS   |
| 12)    | MARKER LAMPS  |
| 13)    | HEAD LAMP/DRL   |
| 14)    | FOG LAMPS   |
| 15)    | FUEL HEATER   |
| 16)    | AIR DRYER   |
| 17)    | INTERFACE MODULE  |
| 18)    | SPOT LAMPS  |
| 19)    | LOAD LAMPS  |
|        | BRACKET MOUNTED/FLUSH MOUNTED/<br>MULTIPLE COIL 10'                       |
| 20)    | FLUORESCENT LAMP SLEEPER  |
| 21)    | FLOOR LAMP  |
| 22)    | ETHER START CATERPILLAR   |
| 23)    | WINDOW LIFT   |
| 24)    | CENTRAL DOOR LOCKS  |
| 25)    | DOOR LAMPS/DOVE LAMPS   |
| 26)    | PREMIUM SOUND   |
| 27)    | SLEEPER TOOL BOX LAMPS  |
| 28)    | SLEEPER CLOCK   |
| 29)    | AUX FAN   |
| 30)    | SLEEPER READING LAMPS   |
| 31)    | REFRIGERATOR UNIT REFER   |
| 32)    | SLEEPER POWER ACCESS OUTLETS  |
| 33)    | SLEEPER FLOOR LAMP  |
| 34)    | SLEEPER HVAC  |
| 35)    | DIGITAL MESSAGE CENTER  |
| 36)    | ABS LOW   |
| 37)    | ABSH  |
| 38)    | CAB CIGAR LIGHTER PAR COMM  |
| 39)    | SPARE SWITCHES  |
| 40)    | TWO SPEED INTER/FIFTH WHEEL/DIFF LOCK/PTO                                 |
| 41)    | LOW COOLANT   |
| 42)    | EATON TOP 2 TRANSMISSION  |
| 43)    | MIRROR CONTROL/HEATER   |
| 44)    | ENGINE BRAKE/CRUISE CONTROL/DIAGNOSTIC                                    |
| 45)    | RADIO   |
| 46)    | SPARE POWER SYSTEM SLEEPER  |
| 47)    | CATERPILLAR CLUMMINS ENGINE ECUTRS/<br>SPEED SENSOR/INTERUP/WARNING LAMPS |
| 48)    | SVC SPEED MESSAGE CENTER  |
| 49)    | DATA LINK   |
| 50)    | CAB SPARE POWER SYSTEM EXPANSION  |
| 51)    | CB RADIO  |
| 52)    | BACK LIGHTING +12VOLTS  |
| 53)    | NEGATIVE SWITCH LINKS   |
| 54)    | SPICE LOCATION - DISTRIBUTION   |
| 55)    | SPICE LOCATION - DISTRIBUTION   |
| 56)    | ASH TRAY  |
| 57)    | CAB/CHASSIS HARNES LAYOUT   |
| 58)    | SLEEPER HARNES LAYOUT   |
| 59)    | FUEL HOT LINE   |

SYMBOL/ABBREVIATION KEY

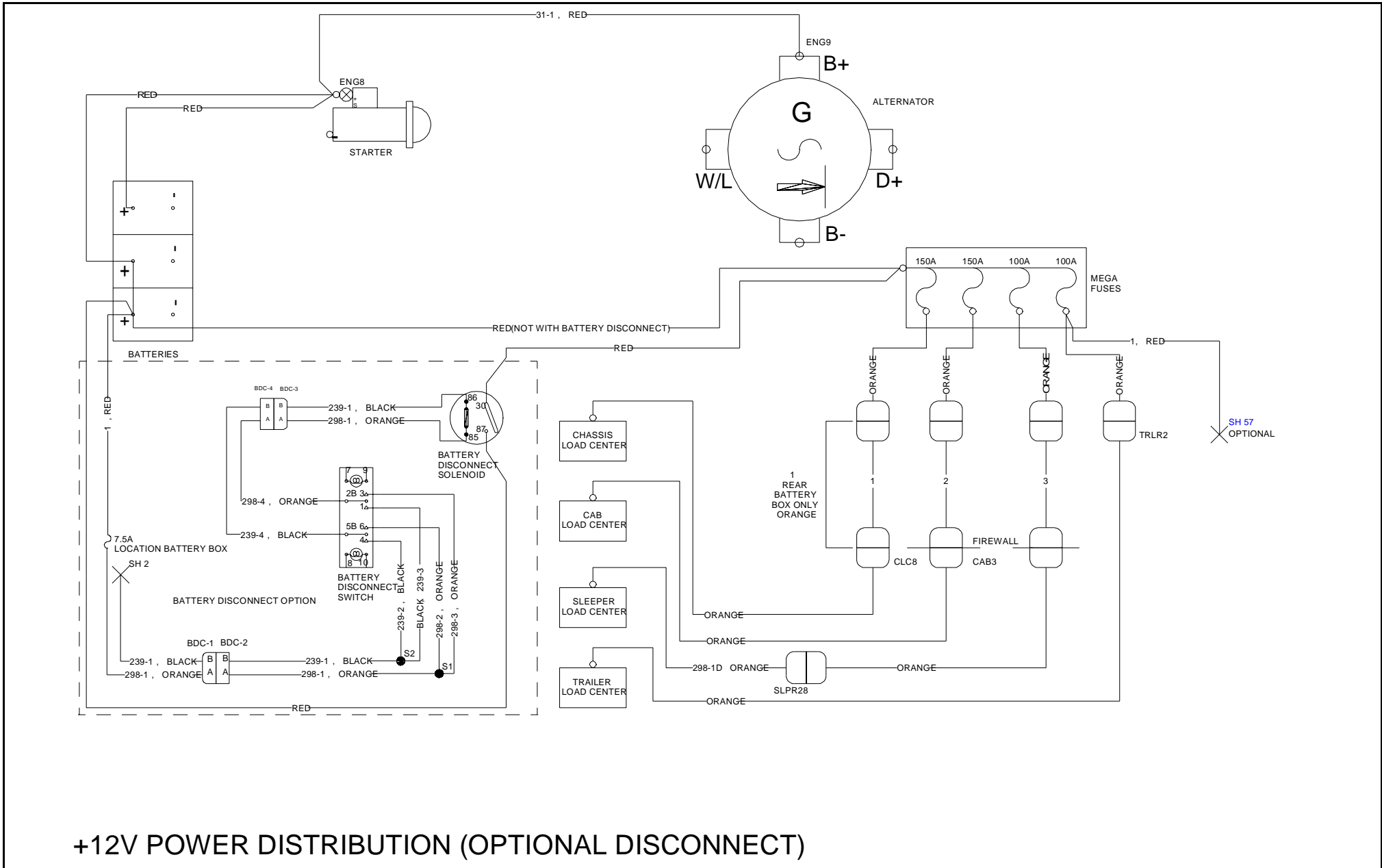
- 1) STUD
  - 2) SPLICE
  - 3) RING TERMINAL CONNECTORS
  - 4) NUMBERS EX CIRCUIT DESCRIPTION SUFFIX ALPHA
- FOR CIRCUIT NUMBER FUNCTION SEE SK06520
- 5) RED SOLID COLORS
  - RED/BLACK SOLID COLOR WITH STRIPE
  - SOLID STRIPE
  - 6) BUS BAR
  - 7) CONNECTOR APPEARS ON MULTIPLE SHEETS
  - 8) CLC CHASSIS LOAD CENTER
  - 9) SLPR SLEEPER
  - 10) TRLR TRAILER
  - 11) MULTI CORE CABLE
  - 12) CONTINUED TO OTHER SH XX
  - 13) MOMENTARY CONTACT
  - CONTACT
  - SWITCH
  - 14) BULB





HARNES FLOW CHART

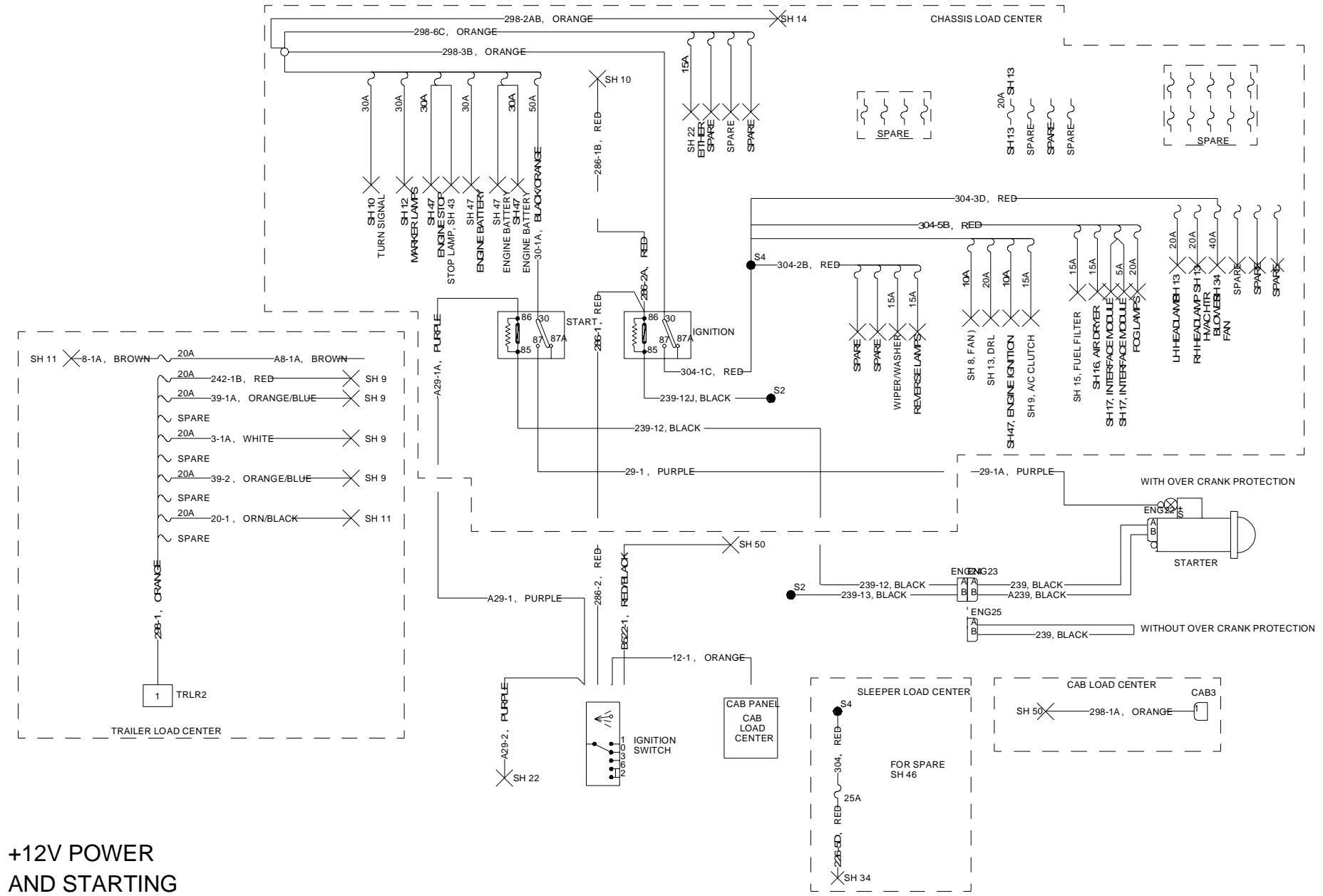




**+12V POWER DISTRIBUTION (OPTIONAL DISCONNECT)**







+12V POWER AND STARTING