


Paccar Engine Manuals Paccar Px 9 Engine Operator Manual

Full download: <http://manualplace.com/download/paccar-engine-manuals-paccar-px-9-engine-operator-manual/>

PACCAR PX-9



Operator's Manual

This is the cut pages sample. Download all 128 page(s) at: ManualPlace.com

Contents

Safety

1

Emergency

2

Controls

3

Driving

4

Maintenance

5

Information

6

Index

7

Contents

©2012 Paccar Inc - All Rights Reserved

This manual illustrates and describes the operation of features or equipment which may be either standard or optional on this vehicle. This manual may also include a description of features and equipment which are no longer available or were not ordered on this vehicle. Please disregard any illustrations or descriptions relating to features or equipment which are not on this vehicle.

PACCAR reserves the right to discontinue, change specifications, or change the design of its vehicles at any time without notice and without incurring any obligation.

The information contained in this manual is proprietary to PACCAR. Reproduction, in whole or in part, by any means is strictly prohibited without prior written authorization from PACCAR Inc.

INTRODUCTION

Safety Alerts	1-3
Illustrations.	1-5
Foreword	1-6
Important Reference Numbers	1-7
General Safety Instructions.	1-8
Acronyms and Abbreviations	1-11
Unique Operating Characteristics of an Engine with On-Board Diagnostic	1-12

INTRODUCTION

Safety Alerts

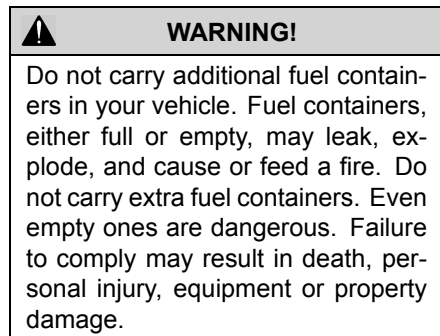
Please read and follow all of the safety alerts contained in this manual. They are there for your protection and information. These alerts can help you avoid injury to yourself, your passengers, and help prevent costly damage to the vehicle. Safety alerts are highlighted by safety alert symbols and signal words such as "**WARNING**", "**CAUTION**", or "**NOTE**". Please do not ignore any of these alerts.

WARNING



The safety alert following this symbol and signal word provides a warning against operating procedures which could cause death or injury. They could also cause equipment or property damage. The alert will identify the hazard, how to avoid it, and the probable consequence of not avoiding the hazard.

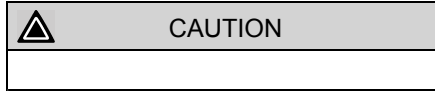
Example:



INTRODUCTION

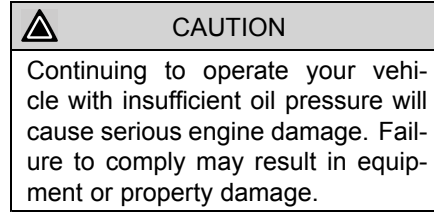
1

CAUTION




The safety alert following this symbol and signal word provides a caution against operating procedures which could cause equipment or property damage. The alert will identify the hazard, how to avoid it, and the probable consequence of not avoiding the hazard.

Example:

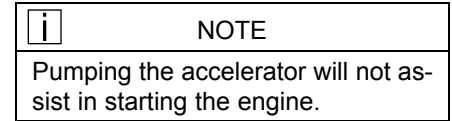


NOTE

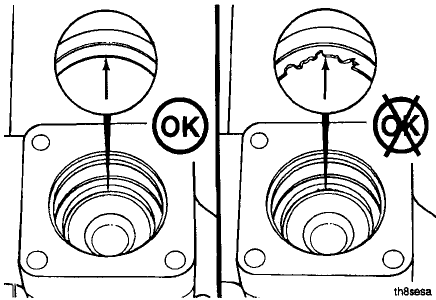


The alert following this symbol and signal word provides important information that is not safety related but should be followed. The alert will highlight things that may not be obvious and is useful to your efficient operation of the vehicle.

Example:



Illustrations
General Information



The illustrations are intended to show repair or replacement procedures. The procedure will be the same for all applications, although the illustration can differ.

Some of the illustrations throughout this manual are generic and will **not** look exactly like the engine or parts used in your application. The illustrations can contain symbols to indicate an action required and an acceptable or **not** acceptable condition.

Foreword

This manual contains information for the correct operation and maintenance of your PACCAR engine. Read and follow all safety instructions. Refer to the WARNING in the “General Safety Instructions” beginning on page 1-8. Keep this manual with the equipment. If the equipment is traded or sold, give the manual to the new owner. The information, specifications, and recommended maintenance guidelines in this manual are based on information in effect at the time of printing. PACCAR reserves the right to make changes at any time without obligation.

If you find differences between your engine and the information in this manual, contact your local PACCAR Authorized Repair Location or write to PACCAR c/o PACCAR Engines, PO Box 1518, Bellevue, WA 98009. The latest technology and the highest quality components were used to produce this engine. When replacement parts are needed, we recommend using only genuine parts from PACCAR.

i	NOTE
Warranty information including the EPA and California Emission Warranty is located in the section entitled “WARRANTY” on page 6-8. Make sure you are familiar with the warranty or warranties applicable to your engine.	