


**Paccar Engine Manuals Paccar Mx 13 Engine Operator Manual English**

Full download: <http://manualplace.com/download/paccar-engine-manuals-paccar-mx-13-engine-operator-manual-english/>

# PACCAR MX-13



## Operator's Manual

**This is the cut pages sample. Download all 109 page(s) at: [ManualPlace.com](http://ManualPlace.com)**



# Contents

---

**Safety**

1

**Emergency**

2

**Controls**

3

**Driving**

4

**Maintenance**

5

**Information**

6

**Index**

7

# Contents

---

## **©2013 Paccar Inc - All Rights Reserved**

This manual illustrates and describes the operation of features or equipment which may be either standard or optional on this vehicle. This manual may also include a description of features and equipment which are no longer available or were not ordered on this vehicle. Please disregard any illustrations or descriptions relating to features or equipment which are not on this vehicle.

PACCAR reserves the right to discontinue, change specifications, or change the design of its vehicles at any time without notice and without incurring any obligation.

The information contained in this manual is proprietary to PACCAR. Reproduction, in whole or in part, by any means is strictly prohibited without prior written authorization from PACCAR Inc.

**Introduction**

Safety Alerts . . . . . 1-3  
Foreword . . . . . 1-5  
Important Reference Number. . . . . 1-6  
Illustrations. . . . . 1-7  
General Safety Instructions. . . . . 1-7

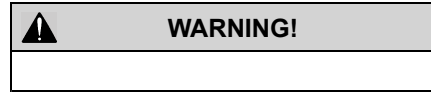


## Introduction

### Safety Alerts

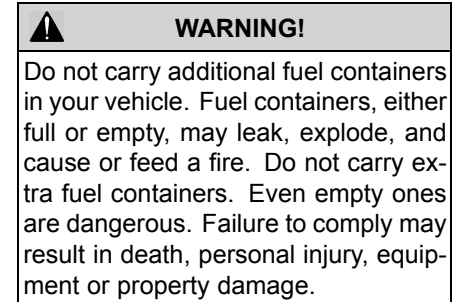
Please read and follow all of the safety alerts contained in this manual. They are there for your protection and information. These alerts can help you avoid injury to yourself, your passengers, and help prevent costly damage to the vehicle. Safety alerts are highlighted by safety alert symbols and signal words such as "WARNING", "CAUTION", or "NOTE". Please do not ignore any of these alerts.

#### WARNING



The safety alert following this symbol and signal word provides a warning against operating procedures which could cause death or injury. They could also cause equipment or property damage. The alert will identify the hazard, how to avoid it, and the probable consequence of not avoiding the hazard.

#### Example:

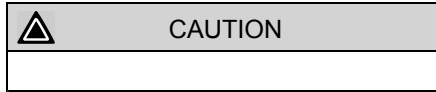


# Introduction

---

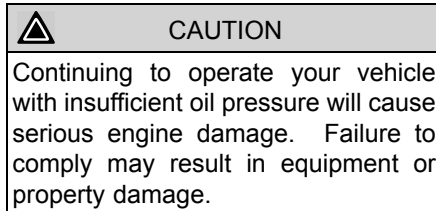
1

## CAUTION




The safety alert following this symbol and signal word provides a caution against operating procedures which could cause equipment or property damage. The alert will identify the hazard, how to avoid it, and the probable consequence of not avoiding the hazard.

### Example:

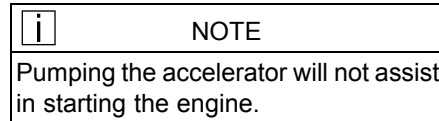


## NOTE



The alert following this symbol and signal word provides important information that is not safety related but should be followed. The alert will highlight things that may not be obvious and is useful to your efficient operation of the vehicle.

### Example:





## Foreword

This manual contains information for the correct operation and maintenance of your PACCAR engine. Read and follow all safety instructions. Refer to the WARNING in the “General Safety Instructions” beginning on page 1-7. Keep this manual with the equipment. If the equipment is traded or sold, give the manual to the new owner. The information, specifications, and recommended maintenance guidelines in this manual are based on information in effect at the time of printing. PACCAR reserves the right to make changes at any time without obligation. If you find differences between your engine and the information in this manual, contact your local PACCAR Authorized Repair Location or write to PACCAR c/o PACCAR Engines, PO Box 1518, Bellevue, WA 98009. The latest technology and the highest quality components were used to produce this

engine. When replacement parts are needed, we recommend using only genuine parts from PACCAR.

1

### Important Reference Number

Fill in the part name and number in the blank spaces provided below. This will give you a reference whenever service or maintenance is required.

Part Name	Number
Engine Model	
Engine Serial Number (ESN)	
Oil Type (Use API CJ-4 oil only)	
Filter Part Numbers:	
Air Cleaner Element	
Lubricating Oil	
Fuel (Use ultra-low sulfur diesel fuel only)	
Coolant	
Belt Part Numbers:	