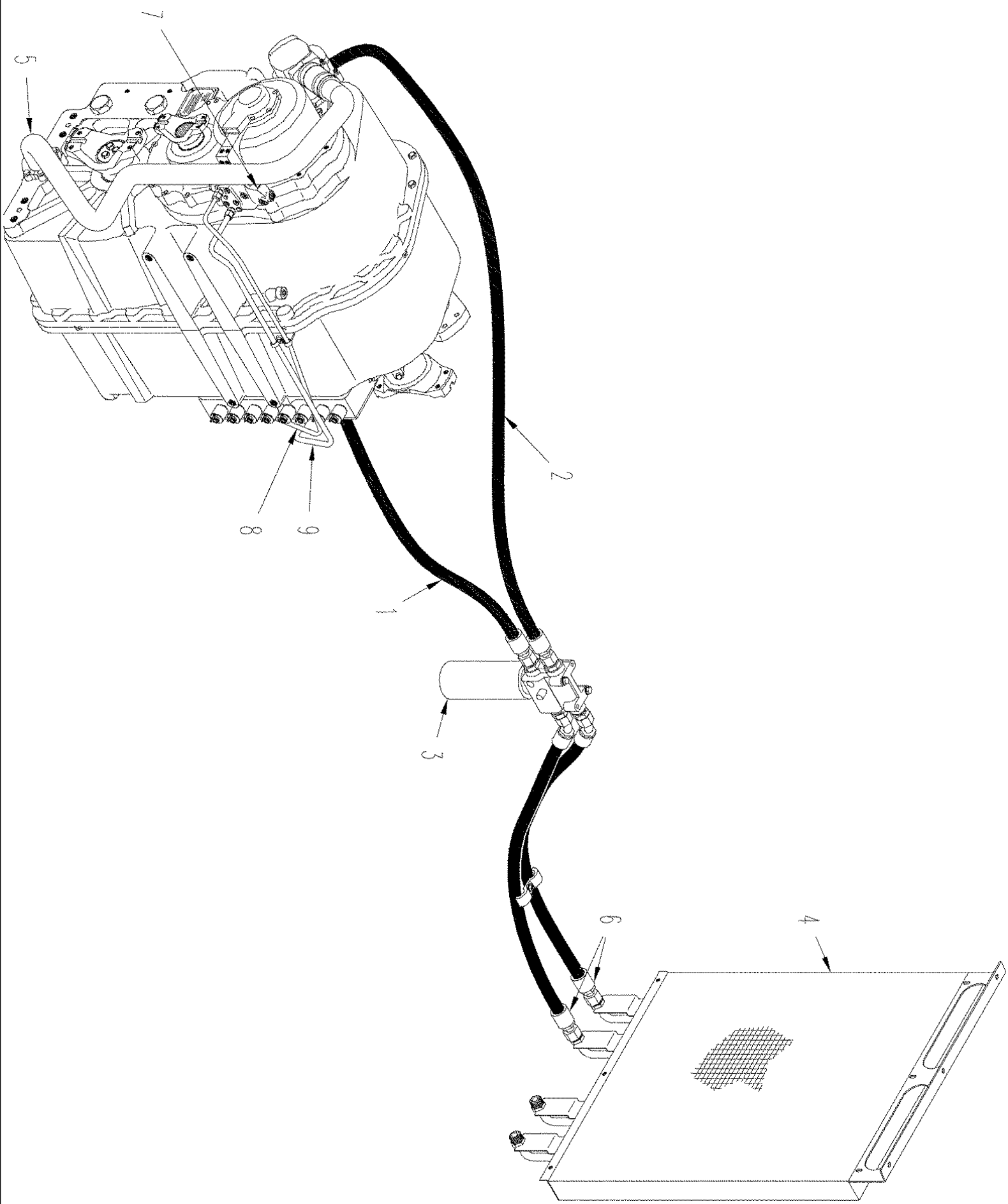


сылка	Номер детали	Кол-во	Описание
1			Hose, Transmission Regulator Valve Supply, See Figure(s) : 06-14(1)
2			Hose, Pump to Filter, See Figure(s) : 06-14
3			Filter, Left-Hand, See Figure(s) : 08-03
4			Cooler, Hydraulic Oil, See Figure(s) : 08-02
5			Tube, Pump Supply, See Figure(s) : 06-14 (1)
6			Hose, Cooler Supply and Outlet, See Figure(s) : 08-01
7			Power Takeoff Valve Assy, See Figure(s) : 06-23
8			Hose, Power Takeoff Valve Supply, See Figure(s) : 06-15 (1)
9			Hose, Power Takeoff Vavle Supply, See Figure(s) : 06-15 (1)



сылка	Номер детали	Кол-во	Описание
1			Hose, Transmission Regulator Valve Supply, See Figure(s) : 06-14 (2)
2			Hose, Pump to Filter, See Figure(s) : 06-14 (2)
3			Filter, Left-Hand, See Figure(s) : 08-03
4			Cooler, Hydraulic Oil, See Figure(s) : 08-02
5			Tube, Pump Supply, See Figure(s) : 06-14 (2)
6			Hose, Cooler Supply and Outlet, See Figure(s) : 08-01
7			Power Takeoff Valve Assy, See Figure(s) : 06-23
8			Tube, Power Takeoff Valve Supply, See Figure(s) : 06-15 (2)
9			Hose, Power Takeoff Valve Supply, See Figure(s) : 06-15 (2)

01 -03 PICTORIAL INDEX - STEERING CIRCUIT

сылка	Номер детали	Кол-во	Описание
1			Gear Pump, See Figure(s) : 08-35
2			Piston Pump, Standard Hydraulics, See Figure(s) : 08-30
3			Piston Pump, High Output Hydraulics, Not Illustrated, See Figure(s) : 08-34
4			Tube, Gear Pump Supply, See Figure(s) : 08-28 (1), 08-28 (2), 08-32
5			Priority Valve, Standard Hydraulics, See Figures(s) : 08-31
6			Priority Valve, High Output Hydraulics, Not Illustrated, See Figure(s) : 08-36
7			Hose, Priority Valve Supply, See Figure(s) : 08-28 (1), 08-28 (2), 08-32
8			Hose, Steering Control Supply from Priority Valve, See Figure(s) : 05-01
9			Steering Control Valve, See Figure(s) : 05-03
10			Hose, Steering Load Sense, See Figure(s) : 08-13, 08-08
11			Hose, Steering Control to Left-Hand Articulation Cylinder, See Figure(s) : 05-01
12			Hose, Steering Control to Right-Hand Articulation Cylinder, See Figure(s) : 05-01
13			Cylinder, Articulation, See Figure(s) : 05-02
14			Tube, Piston Pump Supply, See Figure(s) : 08-28 (1), 08-28(2), 08-32

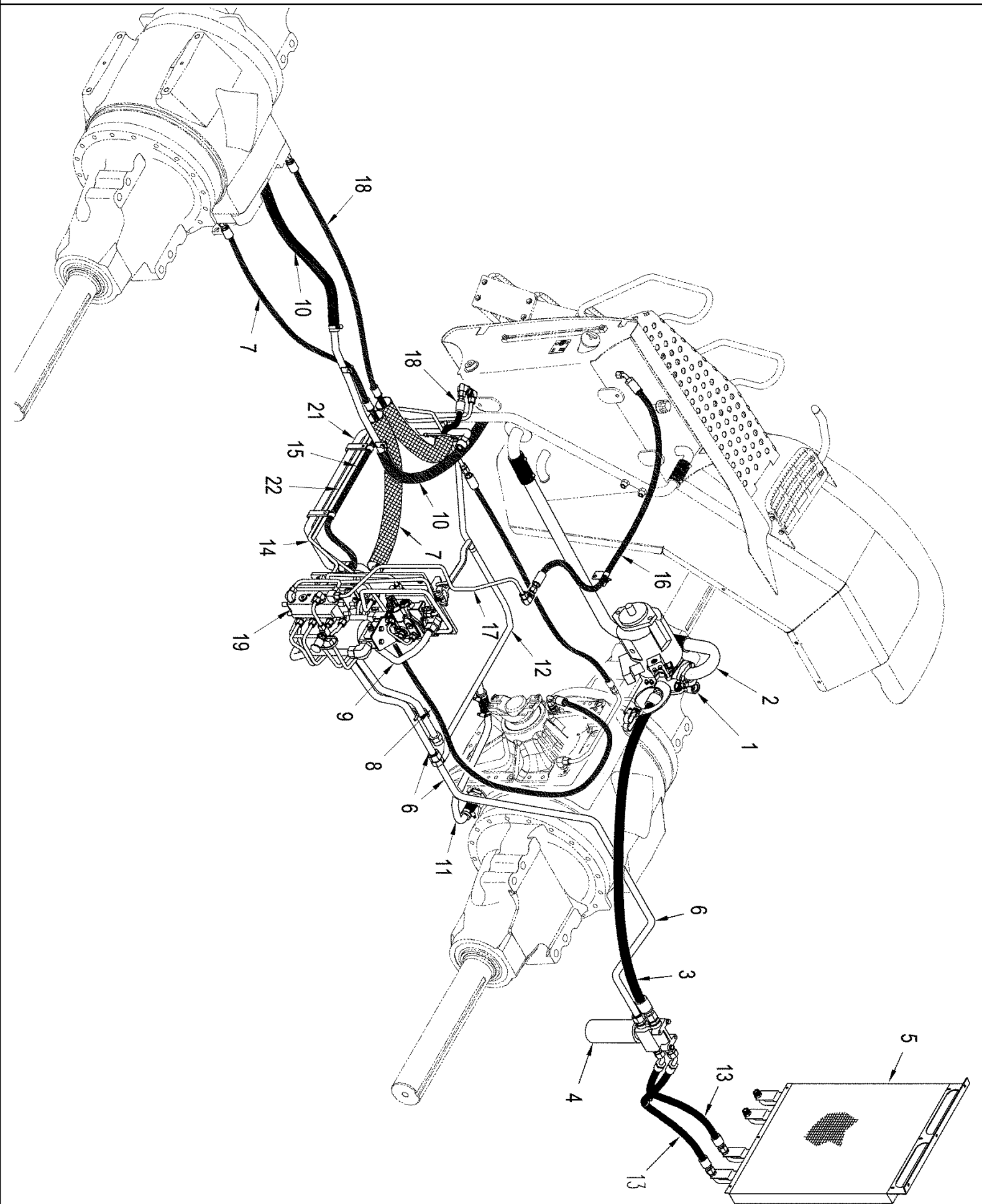


01 -04 PICTORIAL INDEX - AXLE LUBRICATION CIRCUIT, (TJ375, TJ425 MANUAL SHIFT)

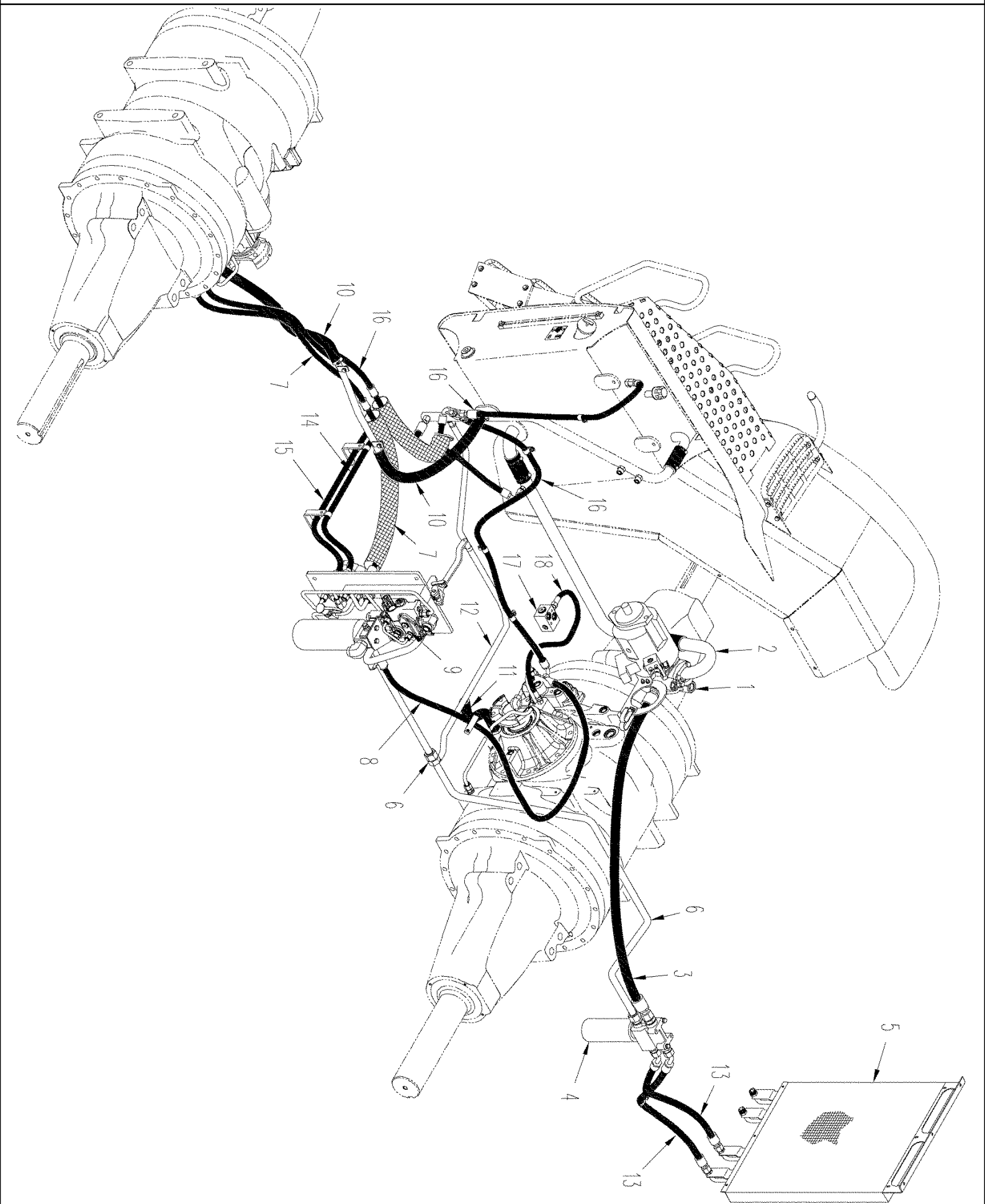
сылка	Номер детали	Кол-во	Описание
1			Gear Pump, See Figure(s) : 08-35
2			Tube, Gear Pump Supply, See Figure(s) : 08-28 (1), 08-28 (2), 08-32
3			Hose, Gear Pump to Filter, See Figure(s) : 08-28 (1), 08-28 (2), 08-32
4			Filter, Right-Hand, See Figure(s) : 08-03
5			Cooler, Hydraulic Oil, See Figure(s) : 08-02
6			Tube, Filter to Regulator Valve, See Figure(s) : 08-09
7			Hose, Regulator Valve Supply to Rear Axle, See Figure(s) : 08-08
8			Hose, Regulator Valve Supply to Front Axle, See Figure(s) : 08-08
9			Regulator Valve, See Figure(s) : 08-22
10			Hose, Rear Axle Return to Tank, See Figure(s) : 08-08
11			Hose, Front Axle Return to Tank, See Figure(s) : 08-08
12			Tube, Return, See Figure(s) : 08-08
13			Hose, Filter to Cooler, See Figure(s) : 08-01
14			Hose, Tow Valve Supply, See Figure(s) : 07-04 (1), 07-05 (1)
15			Hose, Regulator Valve Return to Tank, See Figure(s) : 08-08
16			Hose, Vent, See Figure(s) : 08-09




сылка	Номер детали	Кол-во	Описание
1			Gear Pump, See Figure(s) : 08-35
2			Tube, Gear Pump Supply, See Figure(s) : 08-28 (1), 08-28 (2), 08-32
3			Hose, Gear Pump to Filter, See Figure(s) : 08-28 (1), 08-28 (2), 08-32
4			Filter, Right-Hand, See Figure(s) : 08-03
5			Cooler, Hydraulic Oil, See Figure(s) : 08-02
6			Tube, Filter to Regulator Valve, See Figure(s) : 08-09
7			Hose, Regulator Valve Supply to Rear Axle, See Figure(s) : 08-08 (01)
8			Hose, Regulator Valve Supply to Front Axle, See Figure(s) : 08-08 (01)
9			Regulator Valve, See Figure(s) : 08-22
10			Hose, Rear Axle Return to Tank, See Figure(s) : 08-08 (01)
11			Hose, Front Axle Return to Tank, See Figure(s) : 08-08 (01)
12			Tube, Return, See Figure(s) : 08-08 (01)
13			Hose, Filter to Cooler, See Figure(s) : 08-01
14			Tube, Rear Axle Air Lube / Supply, See Figure(s) : 08-09 (01)
15			Hose, Regulator Valve Return to Tank, See Figure(s) : 08-08 (01)
16			Hose, Air Supply, See Figure(s) : 08-09 (01)
17			Tube, Air Supply, See Figure(s) : 08-09 (01)
18			Hose, Rear Axle Air / Lube Supply, See Figure(s) : 08-09 (01)
19			Pump, Axle Air / Lube, See Figure(s) : 08-09 (01)
20			Hose, Front Axle Air / Lube Supply, See Figure(s) 08-09 (01)
21			Tube, Front Axle Air / Lube Supply, See Figure(s) : 08-09 (01)
22			Tube, Charge Return to Filter, See Figure(s) : 08-09 (01)



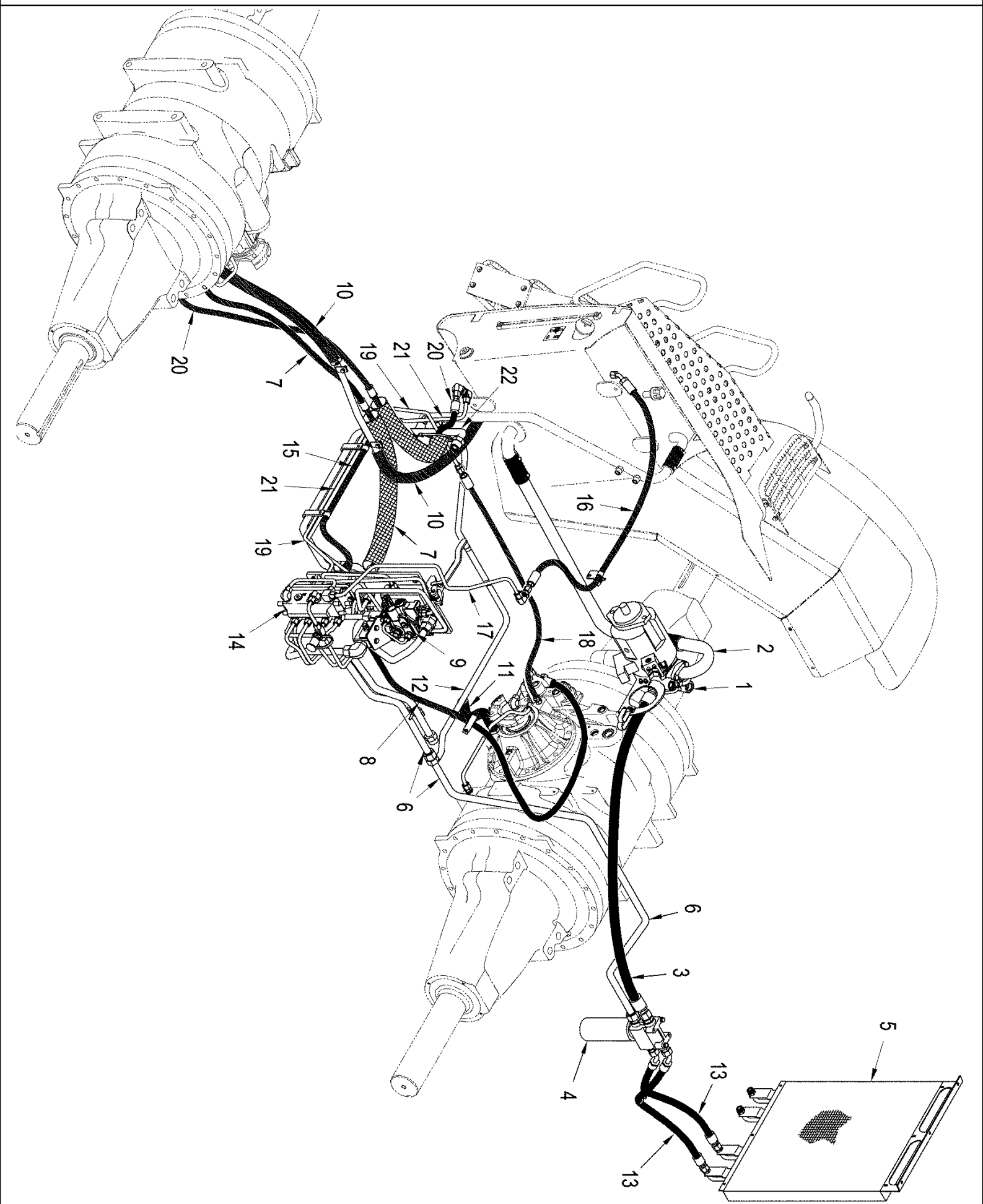
сылка	Номер детали	Кол-во	Описание
1			Gear Pump, See Figure(s) : 08-35
2			Tube, Gear Pump Supply, See Figure(s) : 08-28 (1), 08-28 (2), 08-32
3			Hose, Gear Pump to Filter, See Figure(s) : 08-28 (1), 08-28 (2), 08-32
4			Filter, Right-Hand, See Figure(s) : 08-03
5			Cooler, Hydraulic Oil, See Figure(s) : 08-02
6			Tube, Filter to Regulator Valve, See Figure(s) : 08-09
7			Hose, Regulator Valve Supply to Rear Axle, See Figure(s) : 08-08 (02)
8			Hose, Regulator Valve Supply to Front Axle, See Figure(s) : 08-08 (02)
9			Regulator Valve, See Figure(s) : 08-22
10			Hose, Rear Axle Return to Tank, See Figure(s) : 08-08 (02)
11			Hose, Front Axle Return to Tank, See Figure(s) : 08-08 (02)
12			Tube, Return, See Figure(s) : 08-08 (02)
13			Hose, Filter to Cooler, See Figure(s) : 08-01
14			Tube, Rear Axle Air Lube / Supply, See Figure(s) : 08-09 (01)
15			Hose, Regulator Valve Return to Tank, See Figure(s) : 08-08 (02)
16			Hose, Air Supply, See Figure(s) : 08-09 (01)
17			Tube, Air Supply, See Figure(s) : 08-09 (01)
18			Hose, Rear Axle Air / Lube Supply, See Figure(s) : 08-09 (01)
19			Pump, Axle Air / Lube, See Figure(s) : 08-09 (01)
20			Hose, Front Axle Air / Lube Supply, See Figure(s) 08-09 (01)
21			Tube, Front Axle Air / Lube Supply, See Figure(s) : 08-09 (01)
22			Tube, Charge Return to Filter, See Figure(s) : 08-09 (01)



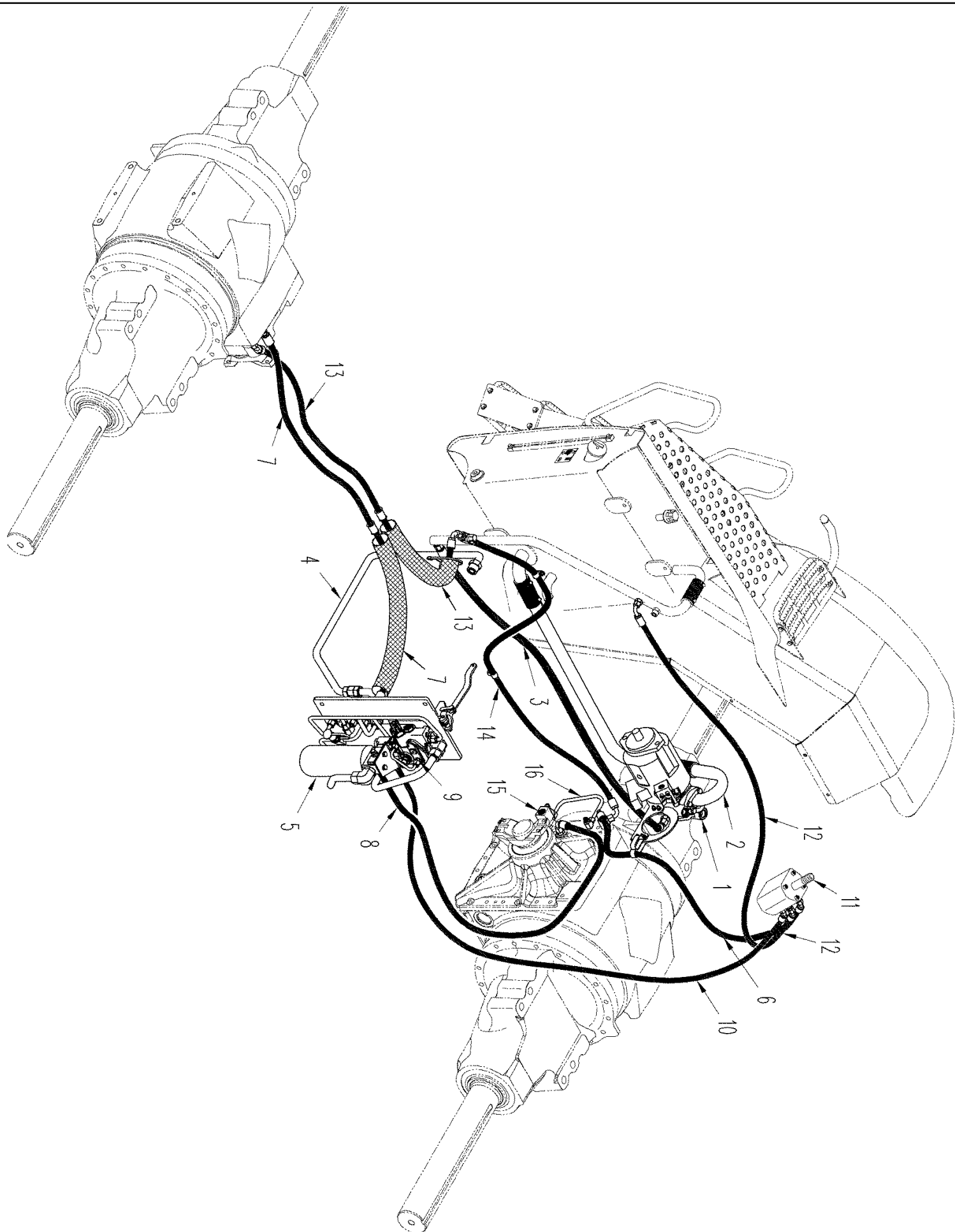
сылка	Номер детали	Кол-во	Описание
1			Gear Pump, See Figure(s) : 08-35
2			Tube, Gear Pump Supply, See Figure(s) : 08-28 (1), 08-28 (2), 08-32
3			Hose, Gear Pump to Filter, See Figure(s) : 08-28 (1), 08-28 (2), 08-32
4			Filter, Right-Hand, See Figure(s) : 08-03
5			Cooler, Hydraulic Oil, See Figure(s) : 08-02
6			Tube, Filter to Regulator Valve, See Figure(s) : 08-14
7			Hose, Regulator Valve to Rear Axle, See Figure(s) : 08-13
8			Hose, Regulator Valve Supply to Front Axle, See Figure(s) : 08-13
9			Regulator Valve, See Figure(s) : 08-22
10			Hose, Rear Axle Return to Tank, See Figure(s) : 08-13
11			Hose, Front Axle Return to Tank, See Figure(s) : 08-13
12			Tube, Return, See Figure(s) : 08-13
13			Hose, Filter to Cooler, See Figure(s) : 08-01
14			Hose, Tow Valve Supply, See Figure(s) : 07-04 (3), 07-05 (3)
15			Hose, Regulator Valve Return to Tank, See Figure(s) : 08-13
16			Hose, Vent, See Figure(s) : 08-14
17			Jet Pump, See Figure(s) : 06-37
18			Hose, Jet Pump to Differential, See Figure(s) : 08-13



сылка	Номер детали	Кол-во	Описание
1			Gear Pump, See Figure(s) : 08-35
2			Tube, Gear Pump Supply, See Figure(s) : 08-28 (1), 08-28 (2), 08-32
3			Hose, Gear Pump to Filter, See Figure(s) : 08-28 (1), 08-28 (2), 08-32
4			Filter, Right-Hand, See Figure(s) : 08-03
5			Cooler, Hydraulic Oil, See Figure(s) : 08-02
6			Tube, Filter to Regulator Valve, See Figure(s) : 08-15
7			Hose, Regulator Valve to Rear Axle, See Figure(s) : 08-13 (01)
8			Hose, Regulator Valve Supply to Front Axle, See Figure(s) : 08-13 (01)
9			Regulator Valve, See Figure(s) : 08-22
10			Hose, Rear Axle Return to Tank, See Figure(s) : 08-13 (01)
11			Hose, Front Axle Return to Tank, See Figure(s) : 08-13 (01)
12			Tube, Return, See Figure(s) : 08-13
13			Hose, Filter to Cooler, See Figure(s) : 08-01
14			Pump, Axle Air / Lube, See Figure(s) : 08-14 (01)
15			Hose, Regulator Valve Return to Tank, See Figure(s) : 08-13 (01)
16			Hose, Air Supply, See Figure(s) : 08-14 (01)
17			Tube, Air Supply, See Figure(s) : 08-14 (01)
18			Hose, Front Axle Air / Lube Supply, See Figure(s) : 08-14 (01)
19			Tube, Front Axle Air / Lube Supply, See Figure(s) : 08-14 (01)
20			Hose, Rear Axle Air / Lube Supply, See Figure(s) : 08-14 (01)
21			Tube, Rear Axle Air / Lube Supply, See Figure(s) : 08-14 (01)
22			Tube, Charge Return to Filter, See Figure(s) : 08-15



сылка	Номер детали	Кол-во	Описание
1			Gear Pump, See Figure(s) : 08-35
2			Tube, Gear Pump Supply, See Figure(s) : 08-28 (1), 08-28 (2), 08-32
3			Hose, Gear Pump to Filter, See Figure(s) : 08-28 (1), 08-28 (2), 08-32
4			Filter, Right-Hand, See Figure(s) : 08-03
5			Cooler, Hydraulic Oil, See Figure(s) : 08-02
6			Tube, Filter to Regulator Valve, See Figure(s) : 08-15
7			Hose, Regulator Valve to Rear Axle, See Figure(s) : 08-13 (02)
8			Hose, Regulator Valve Supply to Front Axle, See Figure(s) : 08-13 (02)
9			Regulator Valve, See Figure(s) : 08-22
10			Hose, Rear Axle Return to Tank, See Figure(s) : 08-13 (02)
11			Hose, Front Axle Return to Tank, See Figure(s) : 08-13 (02)
12			Tube, Return, See Figure(s) : 08-13
13			Hose, Filter to Cooler, See Figure(s) : 08-01
14			Pump, Axle Air / Lube, See Figure(s) : 08-14 (01)
15			Hose, Regulator Valve Return to Tank, See Figure(s) : 08-13 (02)
16			Hose, Air Supply, See Figure(s) : 08-14 (01)
17			Tube, Air Supply, See Figure(s) : 08-14 (01)
18			Hose, Front Axle Air / Lube Supply, See Figure(s) : 08-14 (01)
19			Tube, Front Axle Air / Lube Supply, See Figure(s) : 08-14 (01)
20			Hose, Rear Axle Air / Lube Supply, See Figure(s) : 08-14 (01)
21			Tube, Rear Axle Air / Lube Supply, See Figure(s) : 08-14 (01)
22			Tube, Charge Return to Filter, See Figure(s) : 08-15



сылка	Номер детали	Кол-во	Описание
1			Gear Pump, See Figure(s) : 08-35
2			Tube, Gear Pump Supply from Tank, See Figure(s) : 08-28 (1), 08-28 (2), 08-32
3			Hose, Gear Pump to Charge Return Tube, See Figure(s) : 08-28 (1), 08-28 (2), 08-32
4			Tube, Charge Return to Filter, See Figure(s) : 08-09
5			Filter, System Valve Assy, See Figure(s) : 08-04
6			Hose, Service Brake Line, See Figure(s) : 07-03 (1)
7			Hose, Tow Valve Supply for Rear Axle Park Brake, See Figure(s) : 07-04 (1), 07-05 (1)
8			Hose, Tow Valve Supply for Front Axle Park Brake, See Figure(s) : 07-04 (1), 07-05 (1)
9			Regulator Valve, See Figure(s) : 08-22
10			Hose, Regulator Output to Brake Valve, See Figure(s) : 07-04 (1), 07-05 (1)
11			Brake Valve, See Figure(s) : 07-02
12			Hose, Brake Valve Return to Tank, See Figure(s) : 07-04 (1), 07-05 (1)
13			Hose, Service Brake to Rear Axle, See Figure(s) : 07-03 (1)
14			Hose, Service Brake to Front Axle, See Figure(s) : 07-03 (1)
15			Solenoid, Differential Lock, Used with Differential Lock Applications, See Figure(s) : 08-51
16			Tube, Differential Lock, Used with Differential Lock Applications, See Figure(s) : 07-04 (1)