




NEW HOLLAND

SERVICE PARTS CATALOGUE

(Issue 2/70)
(Replaces Issue 1/69)



P.T.O. AND ENGINE MODELS

HAYLINER 278 BALER

ORDERING PARTS

When ordering service parts follow the instructions listed below. By so doing, you will be assured of receiving the correct part in the shortest possible time.

1. Give the Baler model and serial number.
2. Write the complete part number as well as the description of the part.
3. Whenever the terms "left and right, or L and R," are used, it should be understood to mean from a position facing in the direction of Baler travel.
4. Give detailed shipping instructions, that is: Railway station, Town; whether shipment is to go by parcel post, passenger or goods train, or road.

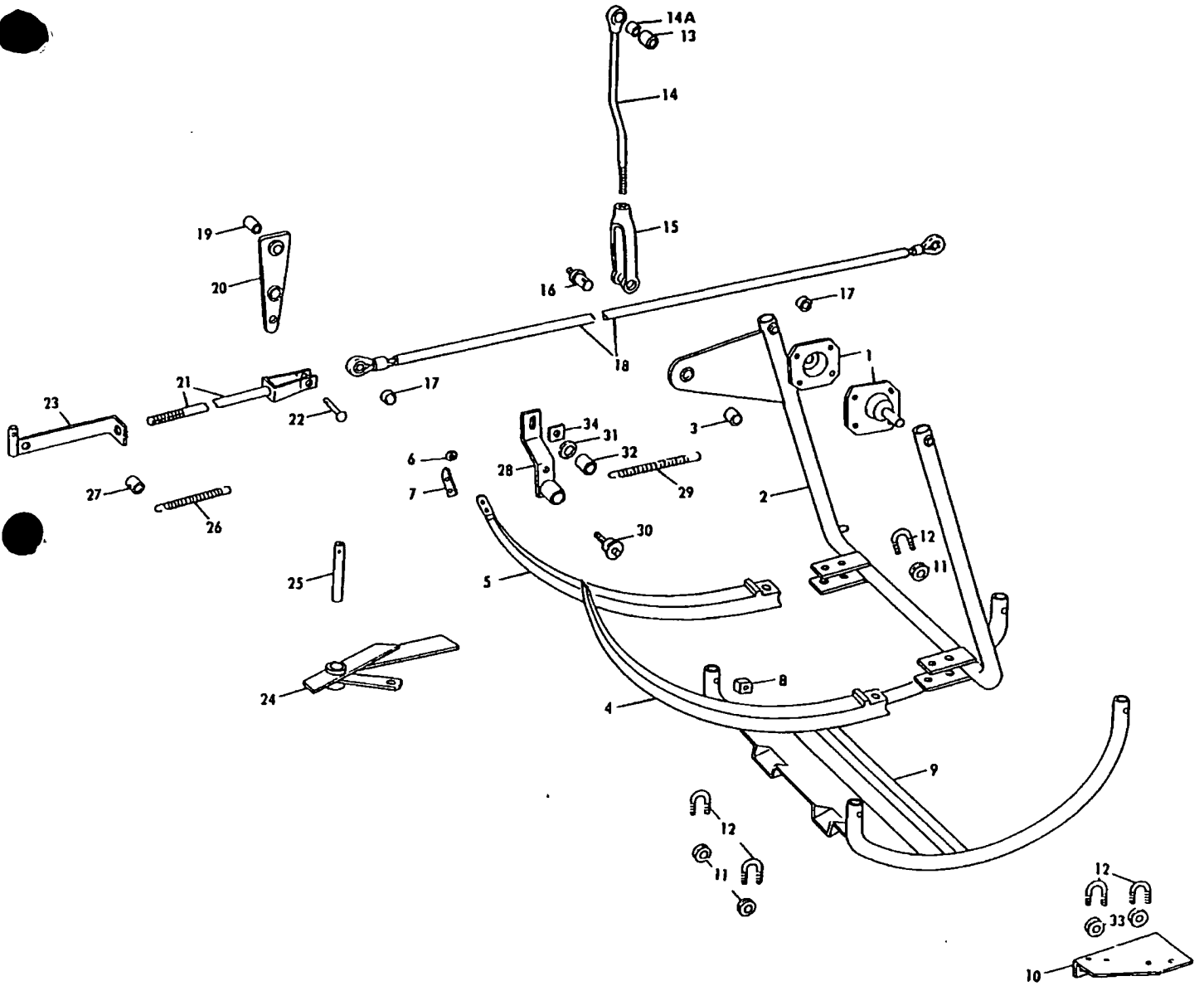
New Holland Division Sperry Rand Limited is continually striving to improve its products, and therefore, reserves the right to make improvements or changes, when it becomes practical and possible to do so, without incurring any obligation to make changes, or additions, to the equipment sold previously.


SERVICE PARTS CATALOGUE

HAYLINER 278
BALER

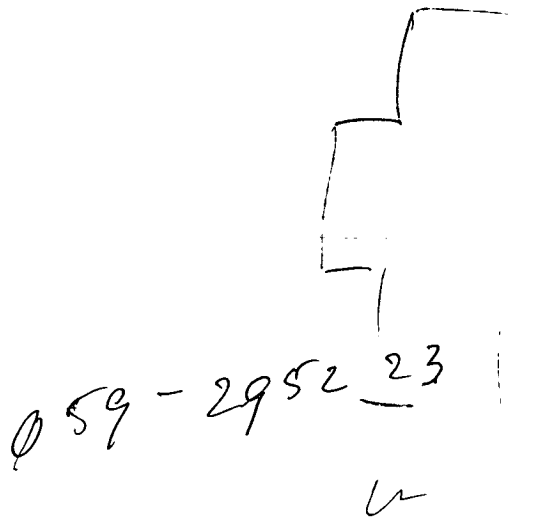


278NH BALER (07/01/1971-07/31/1974) NEEDLE, YOKE & ROD GROUP





0164-612356



#	Part Number	Qty	Description
1	261873	2	Pivot Weld Assy., Replaces P/N 183832
	87596	8	Bolt, Round Hd., Short Sq. Neck, 3/8" x 3/4"
	80680	8	Washer, Lock, 3/8"
	84944	8	Nut, 3/8"
2	221241 <i>be/act out mied.</i>	1	Yoke Weld Assy.
	87414	2	Fitting, Lube, Straight, 1/4"-28
3	132452	1	Spacer
4	38762	2	Needle, For Twine Tie
	87183	2	Screw, Cap, HH, 7/16" x 3-1/2"
	87174	4	Screw, Cap, HH, 7/16" x 1-1/4"
	81547	2	Washer, Lock, 7/16"
	84945	2	Nut, 7/16"
5	132322	2	Needle, For Wire Tie
	87183	2	Screw, Cap, HH, 7/16" x 3-1/2"
	87174	4	Screw, Cap, HH, 7/16" x 1-1/4"
	81547	2	Washer, Lock, 7/16"
	84945	2	Nut, 7/16"
6	12492	2	Guide, Ball Bearing Wire, For Wire Tie Only
7	128458	2	End, Needle, For Wire Tie Only
	87659	4	Screw, Cap, Hex Socket, Flat Hd., 1/4" x 3/4" UNF
	92227	AR	Sealant, Loctite, GAAV
	92228	AR	Primer, Loctite, GN
8	41377	1	Spacer
9	227453	1	Guard Weld Assy.
	88444	1	Screw, Cap, HH, G5, 3/8" x 2-3/4"
	88436	2	Screw, Cap, HH, G5, 3/8" x 2"
	88412	1	Screw, Cap, HH, G5, 3/8" x 2-1/4"
	80702	2	Washer, 3/8"
	84040	4	Nut, 3/8"
10	165606	1	Angle, Wire Tie Only
	88206	2	Screw, Cap, HH, G5, 3/8" x 1"
	80680	2	Washer, Lock, 3/8"
	84944	2	Nut, 3/8"
11	28110	AR	Guide, Twine
12	28114	AR	U-Bolt, Twine Guide
	80684	AR	Washer, Lock, #10
	87304	AR	Nut, #10
13	259284	1	Spacer, Replaces P/N 132449
14	257072	1	Rod Weld Assy., Replaces P/N 167842 Includes: Ref. 14A
	87414	1	Fitting, Lube, Straight, 1/4"
	280170	1	Screw, Cap, HH, G8, 5/8" x 3-1/4"
	570950	3	Washer, Special, Replaces P/N 64053
	49637	1	Washer
	47832	1	Nut, Lock, GC, 5/8"
14A	132447	1	Bushing
15	246378	1	Clevis, Needle Yoke, Replaces P/N 167839
	87313	1	Nut, Jam, 3/4"
16	132451	1	Pin Weld Assy.
	87414	1	Fitting, Lube, Straight, 1/4"
	80741	1	Pin, Cotter, 1/8" x 1"
	129257	2	Spacer
18	227826	1	Cable Assy.
	88116	1	Screw, Cap, Hex Socket, 3/8" x 3-1/4"

#	Part Number	Qty	Description
	88428	1	Screw, Cap, HH, G5, 3/8" x 1-3/4"
	80702	2	Washer, 3/8"
	80680	1	Washer, Lock, 3/8"
	84944	1	Nut, 3/8"
	84040	1	Nut, Lock, 3/8"
19	121046	1	Spacer
20	66193	1	Lever Weld Assy.
	87569	1	Fitting, Lube, 1/4"-45<198>
	88552	1	Screw, Cap, HH, G5, 1/2" x 2"
	87364	1	Washer, 1/2"
	80679	1	Washer, Lock, 12/16"
21	267800	1	Adjuster Weld Assy., Replaces P/N 131803 & 244639
	84970	4	Nut, Jam, 1/2"
	224327	2	Washer
	80700	2	Washer, 1/2"
22	56578	1	Rivet, Drilled
	80702	1	Washer, 3/8"
	80756	1	Pin, Cotter, 1/8" x 3/4"
23	229308	1	Rod Weld Assy.
24	200564	1	Kit, Latch Service Includes: Ref. 25
25	185111	1	Pin
	87415	1	Fitting, Lube, 1/4"-90<198>
	87400	1	Pin, Cotter, 3/16" x 2"
	80700	1	Washer, 1/2"
26	32379	1	Spring
27	236847	1	Spacer
28	54504	1	Lever Weld Assy., Used on & BSN 273035
28	259042	1	Lever Weld Assy., Used on & ASN 273036
	84825	1	Bolt, Round Hd., Short Sq. Neck, 3/8" x 2-1/4"
	88044	1	Screw, Cap, HH, G5, 3/8" x 1-1/2"
	28409	1	Washer
	80680	1	Washer, Lock, 3/8"
	84944	3	Nut, 3/8"
29	34490	1	Spring
30	576932	1	Bearing, Cam, Replaces P/N 244242 & 259038
	285072	AR	Washer
	88902	1	Nut, Lock, GC, 3/8"
31	47407	1	Spacer, Used on & BSN 273035
32	11594	1	Bushing, Spacer, Used on & BSN 273035
32	259039	1	Bushing, Spacer, Used on & ASN 273036
	87414	1	Fitting, Lube, Self-Tapping, 1/4"-28
33	222003	2	Guide
34	66657	1	Tab

NEW HOLLAND

NUMBER
CEL/3/67

DATE
MARCH 1967

MACHINE
Model 278 Baler

MACHINE: MODEL 278 BALER.

SUBJECT: PICK-UP ASSEMBLY CLOSE SET TINE MODEL AS SUPPLIED TO SALES NOS. 153112 through to 153119 inclusive.

EFFECTIVE: IMMEDIATELY.

REVISION	PAGE	REF.	PART No.	No. REQ.	DESCRIPTION
----------	------	------	----------	----------	-------------

This Bulletin is applicable to machines which are supplied under Sales Nos. 153112 to 153119 being fitted with Close Set Tine Pick-up Assemblies and therefore would require the following amendments in the Service Parts Catalogue, N.H. 5096-1/11/66, issue 11/66.

Change	23	1	44106 to 152469	1	Windguard Support Weld Assembly.
Change	25	25	51712 to 152461	1	Pick-up Pivot Pipe Weld Assembly.
Change	25	29	40662	2 to 3	Pick-up Guard Bracket.
Change	25	Under 29	84467) 80682) 84942)		Increase quantities from 2 to read 3 each.
Change	25	30	40791 to 152472	13 to 20	Pick-up Guard.
Delete	25	Under 30	87507	52	Self Tapping Screw $\frac{1}{4}$ " x 5/8".
Add	25	30a	152471	1	Pick-up Guard Right Hand.
Add	25	Under 30a	87507	84	Self Tapping Screw $\frac{1}{4}$ " x 5/8".
Change	26	37	88004 to 88102	1 1	Rd.Hd.Sh.Sq.Nk. Bolt $\frac{1}{2}$ " x 2 $\frac{1}{2}$ ". to Rd.Hd.Sh.Sq.Nk. Bolt $\frac{1}{2}$ " x 3".
Delete	26	Under 37	84946	1	Nut $\frac{1}{2}$ ".
Add	26	Under 37	87364 80679 84970	A/R 2 2	Washer $\frac{1}{2}$ ". Lockwasher $\frac{1}{2}$ ". Locknut $\frac{1}{2}$ ".

/Continued.

PARTS BULLETIN

NEW HOLLAND

NUMBER
CEL/3767

DATE
MARCH 1967

MACHINE
Model 278 Baler

MACHINE: MODEL 278 BALER.

SUBJECT: PICK-UP ASSEMBLY CLOSE SET TINE MODEL AS SUPPLIED TO SALES NOS. 153112 through to 153119 inclusive.

EFFECTIVE: IMMEDIATELY.

REVISION	PAGE	REF.	PART No.	No. REQ.	DESCRIPTION
Change	26	38	87113 to 88102	1 1	Cap Screw, Hex Hd. 1/2" x 2 1/2". to Rd.Hd.Sh.Sq. Bolt 1/2" x 3".
Add	26	Under 38	87364 80679 84970	A/R 2 2	Washer 1/2". Lockwasher 1/2". Locknut 1/2".
Delete	26	39	87364	2	Plain Washer 1/2".
Delete	26	40	84946	1	Nut 1/2".
Change	26	42	51344 to 151009	1	Pick-up Wheel Assy. c/w Bushing & Tyre.
Change	26	44	51706 to 40781	1	Pick-up Wheel Support Bracket.
Change	26	50	48900 to 152473	1	Pick-up Driven Shaft.
Change	26	56	39485 to 152458	6	Finger Pipe Weld Assembly.
Change	26	57	37762 to 131673	36 to 60	Pick-up Finger.
Change	26	58	46491 to 130890	36 to 60	Pick-up Tooth Bracket Upper.
Change	26	59	46492 to 130889	36 to 60	Pick-up Tooth Bracket Lower.
Change	26	60	46493 to 130891	36 to 60	Pick-up Tooth Bolt.

PARTS BULLETIN

/Continued.