

INDEX

Supplement 13

201.0/.1

CIRCUIT	PAGE
Active Bass Speaker System	124/4
Anti-Lock Brake System (ABS)	140
Anti-Lock Brake System/Acceleration	
Slip Control (ABS/ASR)	141
Anti-Theft Alarm System (ATA)	147
Automatic Antenna	124
Automatic Locking Differential (ASD)	143
Auxiliary Fan	114
Auxiliary Relay Box	103
Cellular Telephone	125
Center Console	
-Gil Temperature Gauge	128
-Stopwatch	128
-Voltmeter	128
Central Locking System	137
Charging System	115
Cigar Lighter	124
Clock	127
Component Locations	201
Coolant Fan	114
Cruise Controi	129
Diagnostic Socket	108
Electrical Center	103
Electronic Accelerator System	142
Electronic Diesel System	111
Electronic Engine Control	109
Electronic Idle Speed Control	112
Engine Overload Protection	110
Exhaust Gas Recirculation	110
Fuel Delivery	108
Fuse Circuit List	102
Gauges	127
Ground Distribution	148
Hall-Effect Speed Sensor	109/18
Headlamp Wiper/Washer	131
Heated Seats	134
Horn	136
Intake Manifold Preheater	109/17
Ignition	108
Lamps	
-Backup	118
-Center Console	123

CIRCUIT	PAGE
Lamps (continued)	
-Courtesy	121
-Daytime Driving	117
-Fog	116
-Gear Selector	119
-Glove Box	124
-Hazard	120
-Headlamps	116
-Instrument Cluster	123
-License	119
-Park	119
-Shift Pattern	119
-Side Marker	119
Stop	118
-Tail	119
-Trunk	121
—Turn Signal	120
-Vanity	122
Orthopedic Seats	144
Outside Heated Mirrors	146
Oxygen Sensor Replacement Indicator	109/16
Power Distribution	105
Power Seats	138
Power Windows	135
Preglow System	107
Radio	124
Rear Defogger	132
Right Outside Mirror	139
Sliding Roof	132
Sliding/Pop-Up Roof	133
Start	106
Supplemental Restraint System (SRS)	145
Tachometer	127
Tempmatic Climate Control	301
Transmission Kick-Down	108
Transmission Kick-Down (Diesel J)	113
Transmission Upshift Delay	
201.028	109/5
201.029	109/14
Warning Indicators	127
Warning System	126
Wiper/Washer	130

REVISIONS:

101

Fuse Information

No.	Amps (Color)	Circuits Protected	Connection to Circuit
1	④	Auxiliary Fan/Coolant Fan Tempmatic Climate Control	15X
2	8 AMPS (WT)	Auxiliary Fan/Coolant Fan Tempmatic Climate Control ③	15T
3	16 AMPS (PK)	Auxiliary Fan/Coolant Fan	30
4	8 AMPS (WT)	Headlamps (Right High Beam)	56a
5	8 AMPS (WT)	Headlamps (Left High Beam)	56a
6	16 AMPS (PK)	Rear Defogger	30
7	16 AMPS (PK)	Power Windows (Left Front/ Right Rear)	15R
8	16 AMPS (PK)	Power Windows (Right Front/ Left Rear)	15R
9	8 AMPS (WT) ⑤	Anti-Lock Brake System ① Backup Lamps Center Console ② Cruise Control Gauges Stop Lamps Warning Indicators	15

Fuse Information

No.	Amps (Color)	Circuits Protected	Connection to Circuit
10	⑤ 8 AMPS (WT) without Heated Seats 16 AMPS (PK) with Heated Seats or Fuse Bridge	Anti-Theft Alarm System ② Auxiliary Fan/Coolant Fan Cruise Control Electronic Engine Control ② Heated Seats Orthopedic Seats ① Outside Heated Mirrors ① Right Outside Mirror Tachometer Wiper/Washer Outside Temperature Gauge	15
11	8 AMPS (WT)	Horn Tempmatic Climate Control Turn Signal Lamps Warning System	15
12	8 AMPS (WT)	Anti-Theft Alarm System Central Locking System courtesy Lamps, Rear Reading Lamp, Power Seats	30
13	8 AMPS (WT)	Automatic Antenna Clock Courtesy Lamps Hazard Lamps Radio/CD Player Trunk Lamp Warning System	30

(CONTINUED ON FOLLOWING PAGE)

201.024/028/029/034

Supplement 15

REVISIONS: ① AS OF MODEL YEAR 1985
 ② AS OF MODEL YEAR 1986, 190E 2.3-16 ONLY (201.034)
 ③ AS OF MODEL YEAR 1987
 ④ MODEL YEARS 1984 TO 1988 16 AMPS (PK)
 MODEL YEARS 1987 TO 1989 25 AMPS (BU)
 AS OF MODEL YEAR 1990 8 AMPS (WT)
 ⑤ UP TO CHASSIS END NUMBERS 1 A 3 13825 AND
 1 F 2298 14 FUSE NO. 9 IS REMOVED AND A BRIDGE
 IS INSTALLED BETWEEN FUSE NO. 9 AND 10

FUSE CIRCUIT LIST

AS OF MY 1989

(CONTINUED FROM PAGE 102)

Fuse Information

No.	Amps (Color)	Circuits Protected	Connection to Circuit
14	8 AMPS (WT)	Illumination: Instrument Cluster/Center Console Headlamp Wiper/Washer Lamps: Park/Tail/Side Marker (Right Side) License/Shift Pattern Warning System	58R
15	8 AMPS (WT)	Lamps: Park/Tail/Side Marker (Left Side)/License/ Shift Pattern	58L
16	8 AMPS (WT)	Fog Lamps	58N
17	8 AMPS (WT)	Headlamps (Right Low Beam)	56b
18	8 AMPS (WT)	Headlamps (Left Low Beam)	56b
19	8 AMPS (WT) without Sliding Roof 16 AMPS (PK)	Cigar Lighter Glove Box Lamp Radio Rear Defogger Sliding Roof	15R
20	16 AMPS (PK)	Headlamps Headlamp Wiper/Washer Wiper/Washer	15R

Fuse Information

No.	Amps (Color)	Circuits Protected	Connection to Circuit
Aux. Relay Box	25 AMPS (BU)	Front Power Seat Switches: Front Height, Forward-Backward	15R/30
	25 AMPS (BU)	Front Power Seat Switches: Rear Height, Backrest Control Unit	15R/30
Aux. Fuse Holder F22/1)	16 AMPS (PK)	Heated Seats ②	30
	25 AMPS (BU)	Tempmatic Blower Switch ①	15X
	8 AMPS (WT)	Cellular Telephone (TRU)	30

Supplement 15

201.024/.028/.029/.034

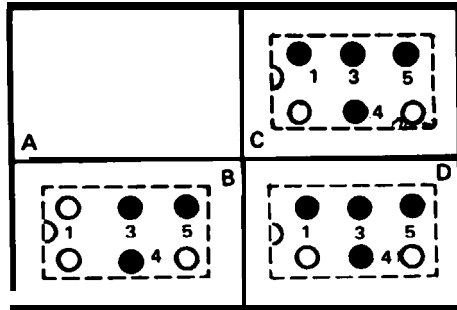
102/1

REVISIONS: 1 AS OF MY 1987
8 AS OF MY 1989

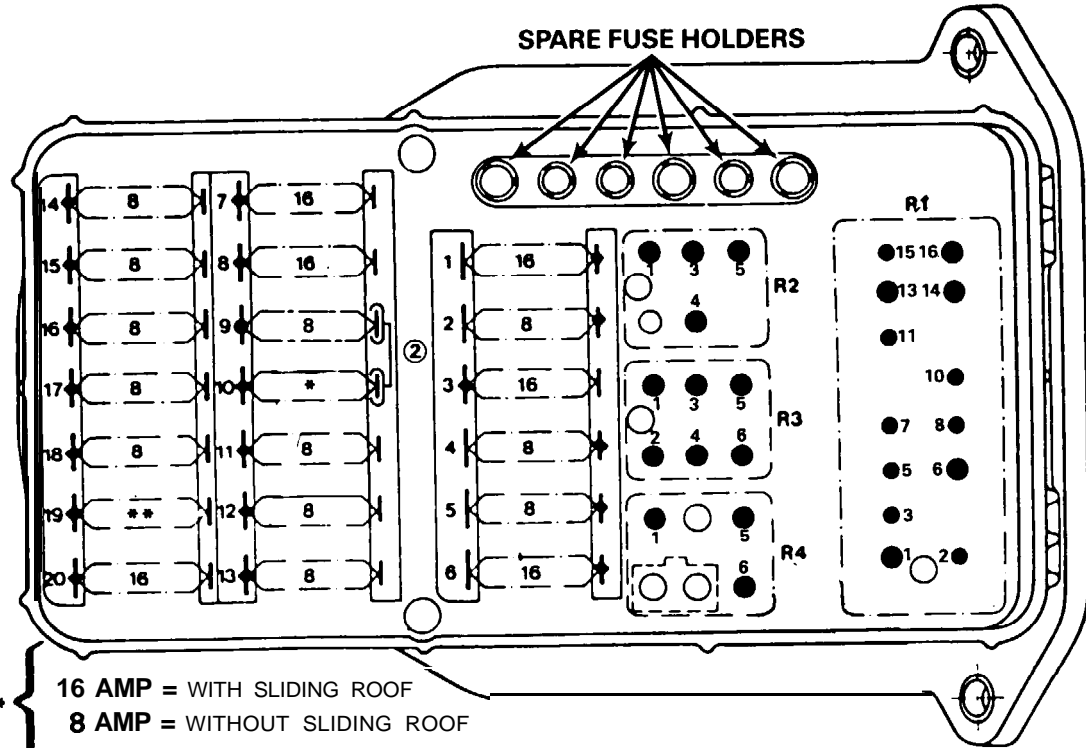
THIS PAGE LEFT BLANK INTENTIONALLY

REVISIONS:

ELECTRICAL CENTER (FUSES/RELAYS)/AUXILIARY RELAY BOX TOP VIEW



Auxiliary Relay Box



• * 16 AMP = WITH SLIDING ROOF
8 AMP = WITHOUT SLIDING ROOF

• 16 AMP = WITH HEATED SEATS OR FUSE BRIDGE
8 AMP = WITHOUT HEATED SEATS

RELAY CODE	RELAY USE
A	Not Used
B	F13 Auxiliary Fuse Holder (Power Seats)
C	K10 Auxiliary Fan High Speed Relay
D	K5 Power Seat Relay

RELAY CODE	RELAY USE
R1	N10 Combination Relay (Rear Defogger Timer, Wiper/Washer, Hazard/Turn Signal Flasher)
R2	K4 Power Window Relay
R3	①
R4	Not Used

REVISIONS: ① K9 AUXILIARY FAN RELAY - MODEL YEARS 1984 AND 1985, AND AS OF MY 1988

② UP TO CHASSIS END NUMBERS 1 A 313825 AND 1 F 229814 FUSE NO. 9 IS REMOVED AND A BRIDGE IS INSTALLED BETWEEN FUSE NO. 9 AND 10

ELECTRICAL CENTER (FUSES/RELAYS)/AUXILIARY RELAY BOX

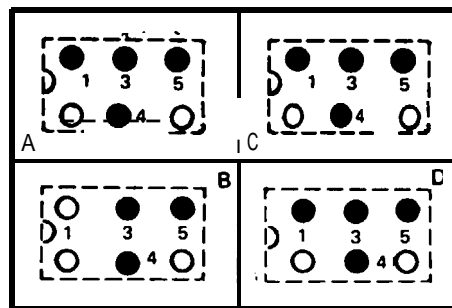
TOP VIEW

NY 1996

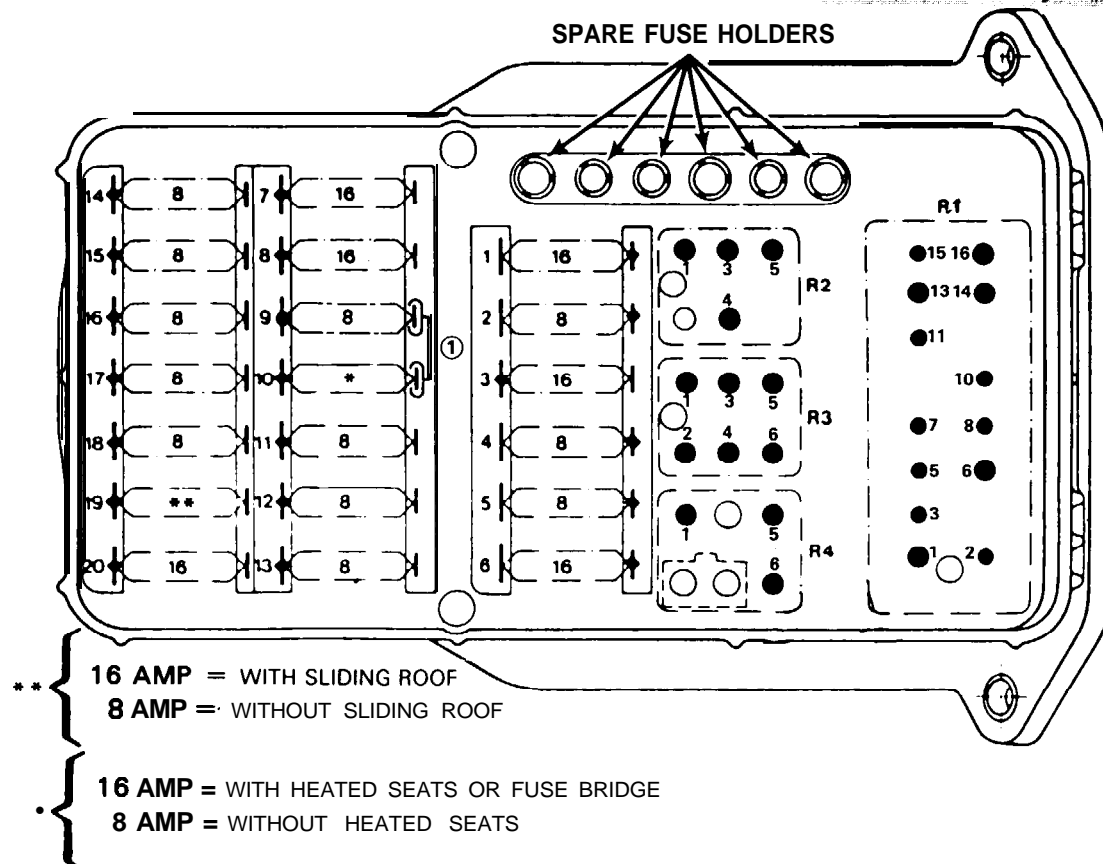
189E 2-3-16/1997 2-8

103/1

201.032/126



Auxiliary Relay Box



RELAY CODE	RELAY USE
A	K10 Auxiliary Fan High Sped Relay
B	F13 Auxiliary Fuse Holder (Power Seats)
C	K5 Power Seat Relay
D	Anti-Theft Fuse Holder

RELAY CODE	RELAY USE
R1	N10 Combination Relay (Rear Defogger, Timer, Wiper/Washer, Hazard/Turn Signal Flasher)
R2	K4 Power Window Relay
R3	K9 Auxiliary Fan Relay
R4	Not Used

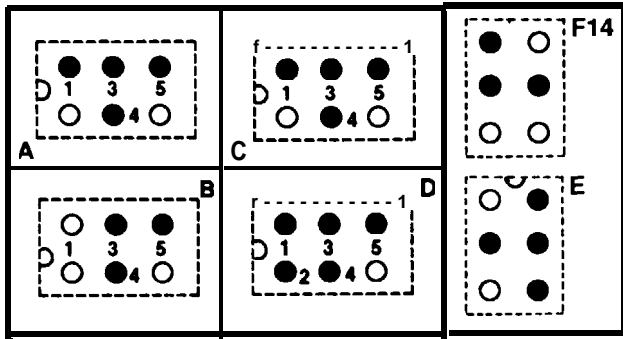
REVISIONS: ① UP TO CHASSIS END NUMBERS 1A 313825 AND 1F 229814 FUSE NO. 9 IS REMOVED AND A BRIDGE IS INSTALLED BETWEEN FUSE NO. 9 AND 10

ELECTRICAL CENTER (FUSES/RELAYS)/AUXILIARY RELAY BOX AS OF MY 1987

TOP VIEW

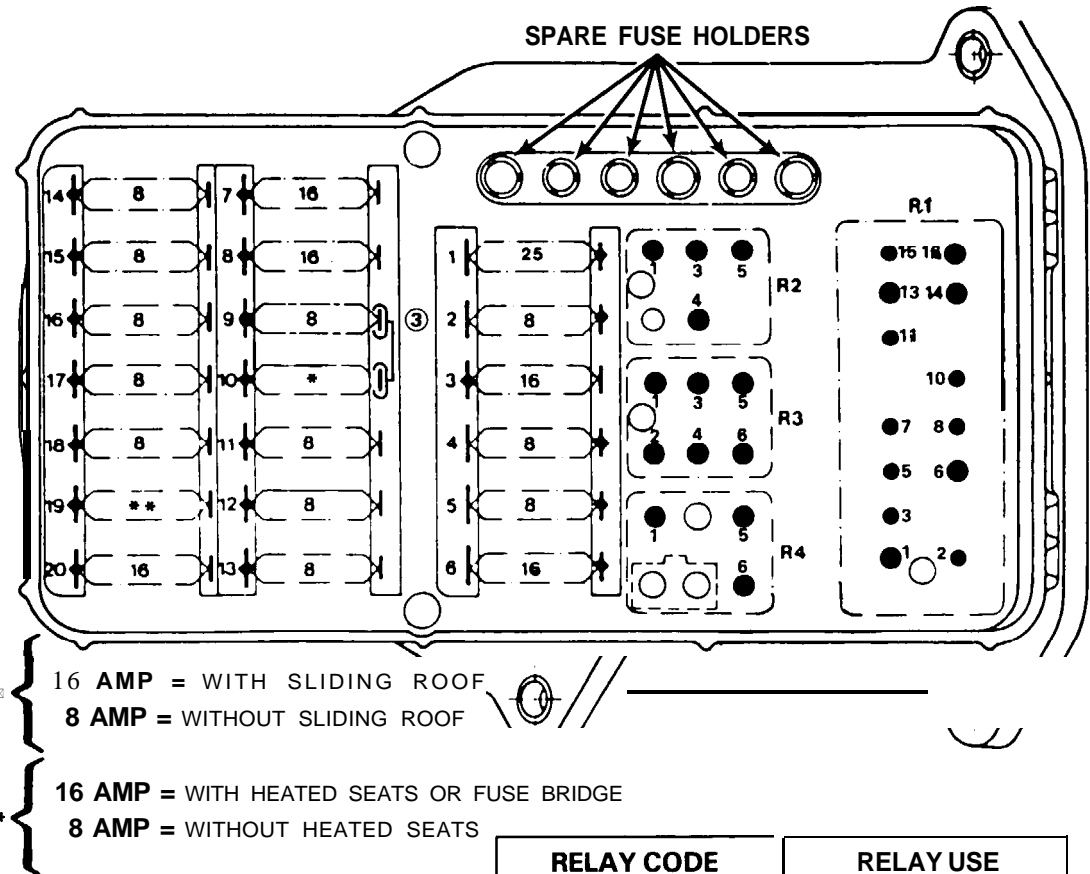
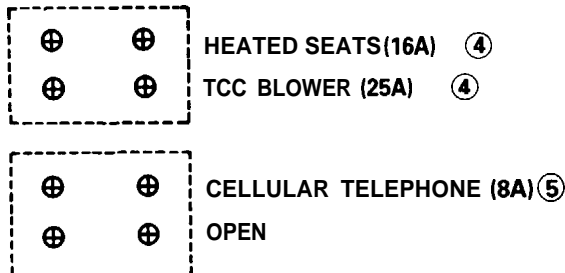
8 AMP - WHITE
 16 AMP - PINK
 26 AMP - BLUE

Auxiliary Relay Box



RELAY CODE	RELAY USE
A	K5 Power Seat Relay
B	F13 Auxiliary Fuse Holder (Power Seats)
C	① K2 Headlamp
D	Washer Relay
E	K3/1 Intake Manifold Pre-heater ⑥
F14	Anti-Theft Alarm (ATA)

F22/1 AUXILIARY FUSE HOLDER



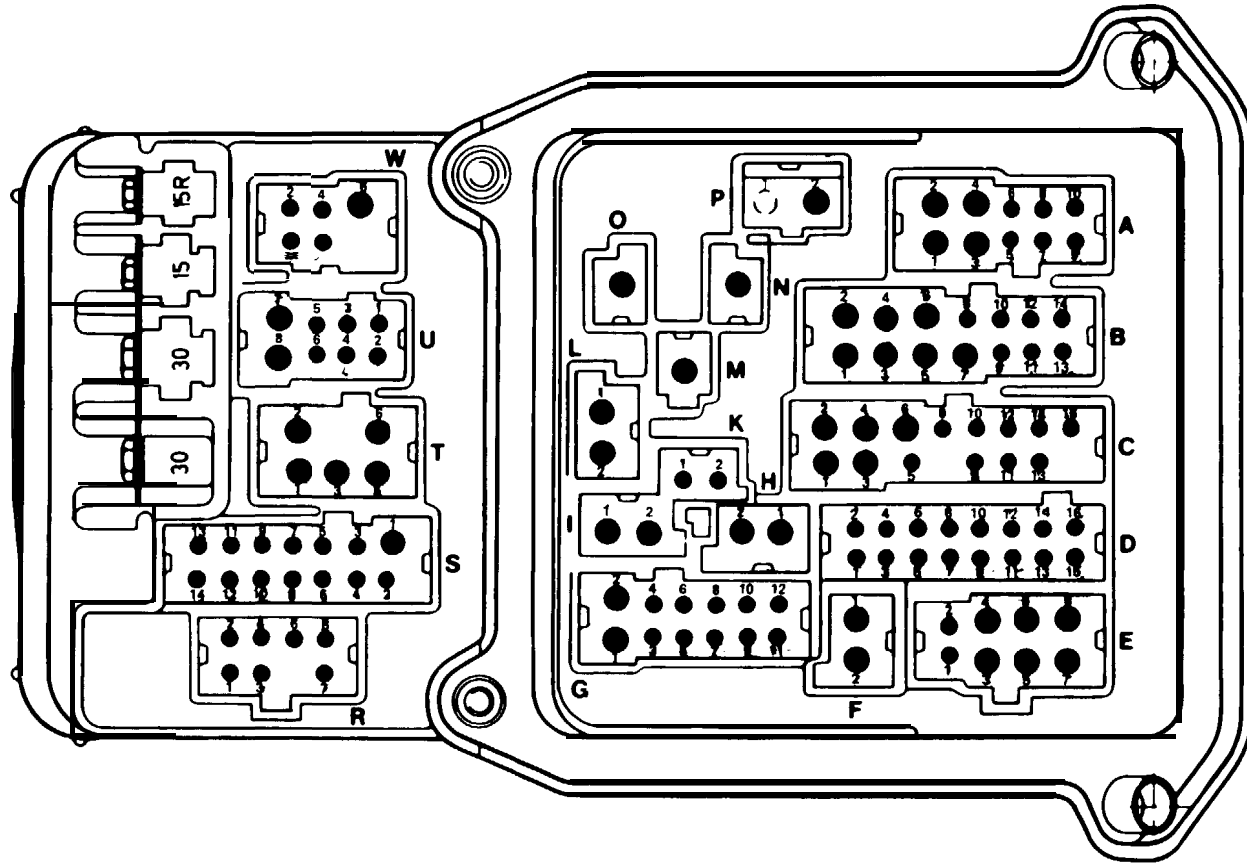
RELAY CODE	RELAY USE
R1	N10 Combination Relay (Turn/Hazard Signal, Heated Rear Window Wiper Motor)
R2	K4 Power Window Relay
R3	②
R4	Not Used

REVISIONS: ① K9 AUXILIARY FAN RELAY (MODELS 201.028/.034)
 K8/1 RELAY FOR DUAL AUXILIARY FAN (MODEL 201.029)
 ② K8 DOUBLE CONTACT RELAY FOR AUXILIARY FAN,
 MAGNETIC CLUTCH FOR ENGINE FAN (MODELS 201.028/.034)
 K10 AUXILIARY FAN PRERESISTOR RELAY (ALL OTHER MODELS)

③ UP TO CHASSIS END NUMBERS 1A 313929 AND 1F 229814 FUSE NO. 9 IS REMOVED AND A BRIDGE IS INSTALLED BETWEEN FUSE NO. 9 AND 10
 ④ AS OF MY 1989
 ⑤ AS OF MY 1992
 ⑥ AS OF MY 1991. MODEL 190E 2.3

ELECTRICAL CENTER (CONNECTORS/TERMINALS)
BOTTOM VIEW

AS OF MY 1984



104

201.0/1

REVISIONS:

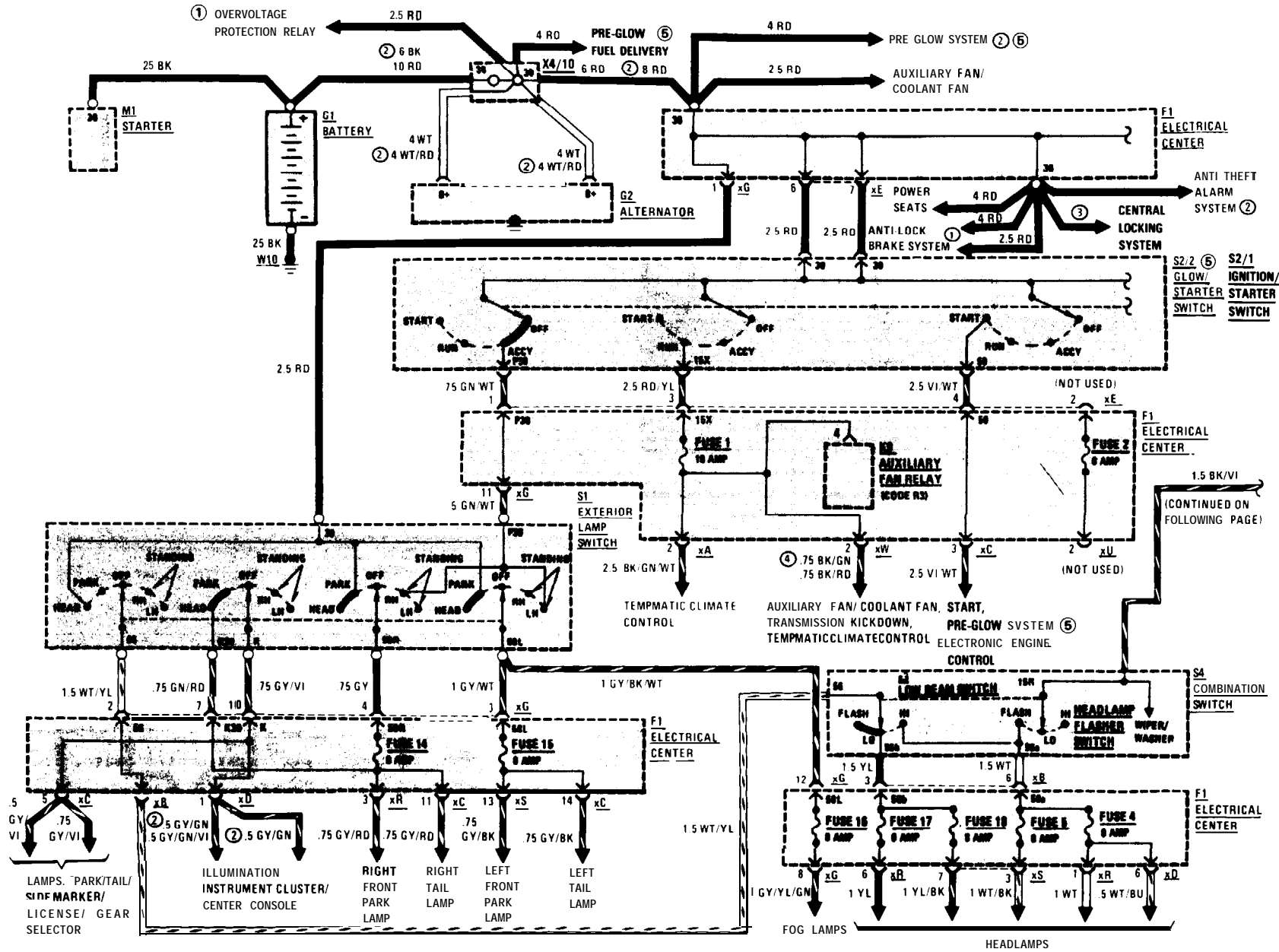
1/87

POWER DISTRIBUTION

MY 1984-1 986

Supplement 11

201.0/.



(CONTINUED ON FOLLOWING PAGE)

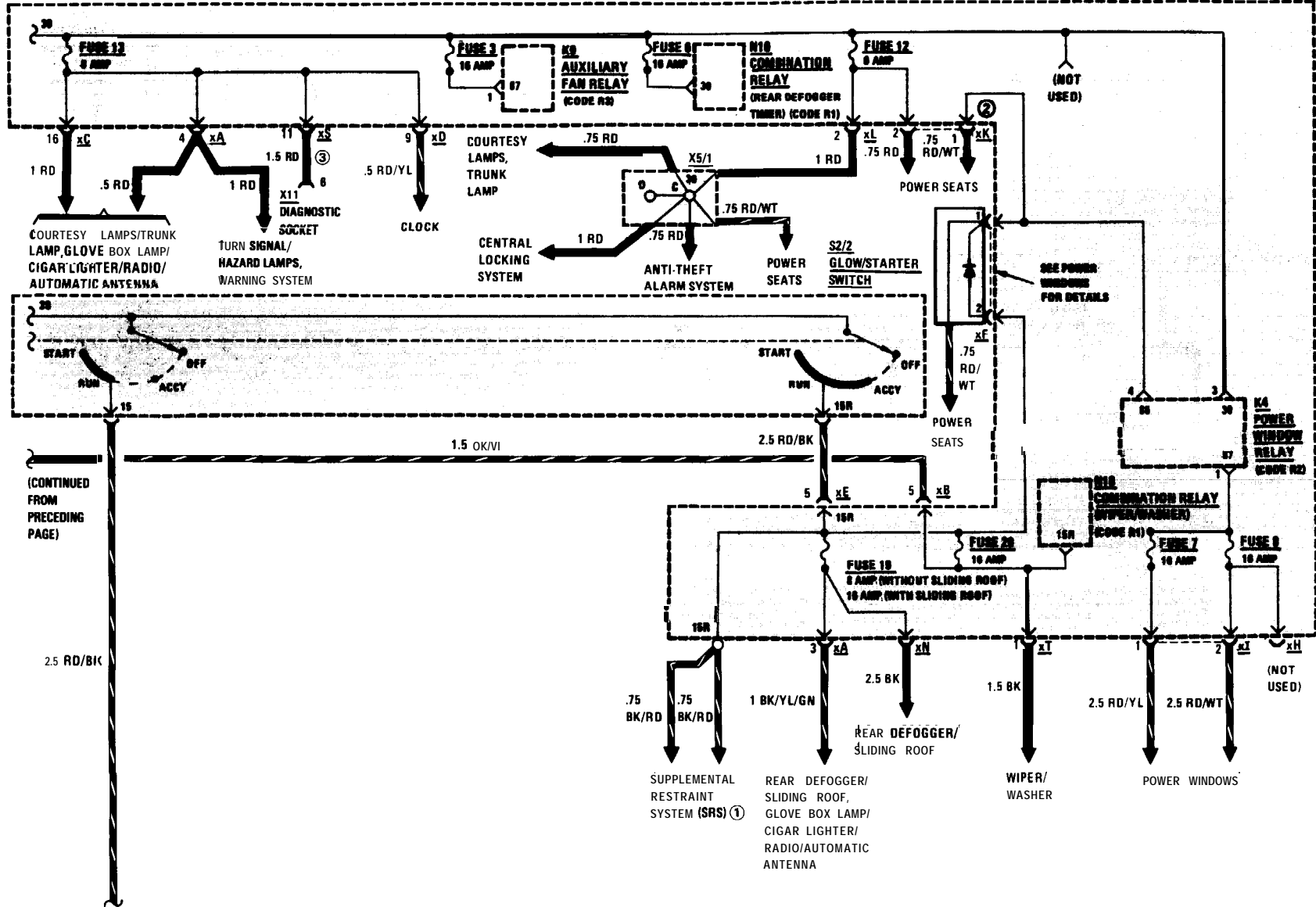
REVISIONS:	① AS OF MODEL YEAR 1985	⑤ DIESEL MODELS
	② AS OF MODEL YEAR 1986	
	③ 1 RD (MODEL YEAR 1984), .5RD (MODEL YEAR 1985)	
	④ MODEL YEAR 1984	

105/1

201.0/1

Supplement

F1 ELECTRICAL CENTER



(CONTINUED ON FOLLOWING PAGE)

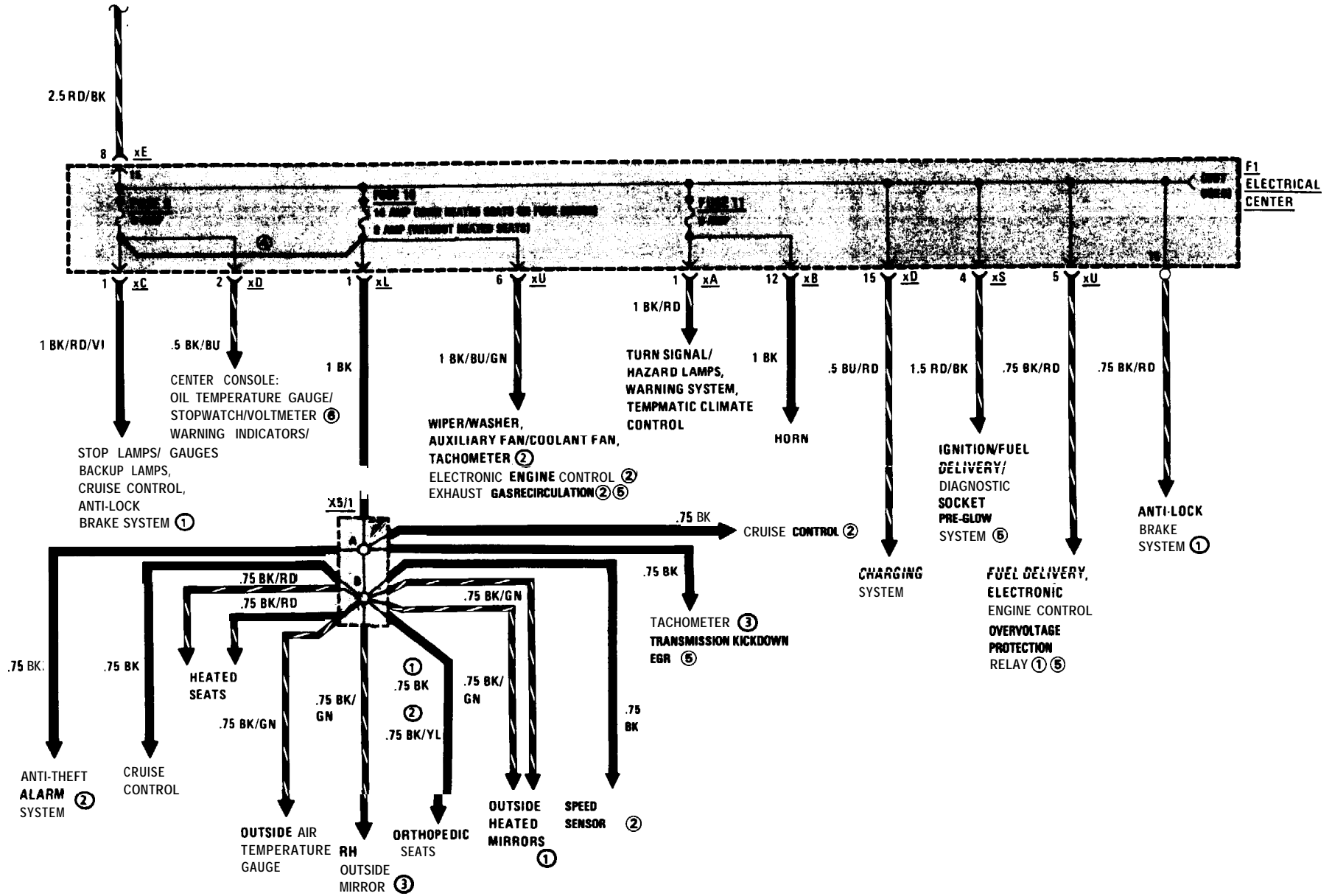
REVISIONS: ① WITH AIR BAG AS OF MODEL YEAR 1995
 ② CONNECTOR xK, PIN 1 (MODEL YEAR 1994) NOT USED
 ③ MODEL 201.034 ONLY

POWER DISTRIBUTION

MY 1984-1986

Supplement

(CONTINUED FROM PRECEDING PAGE)



201.0/1

105/2

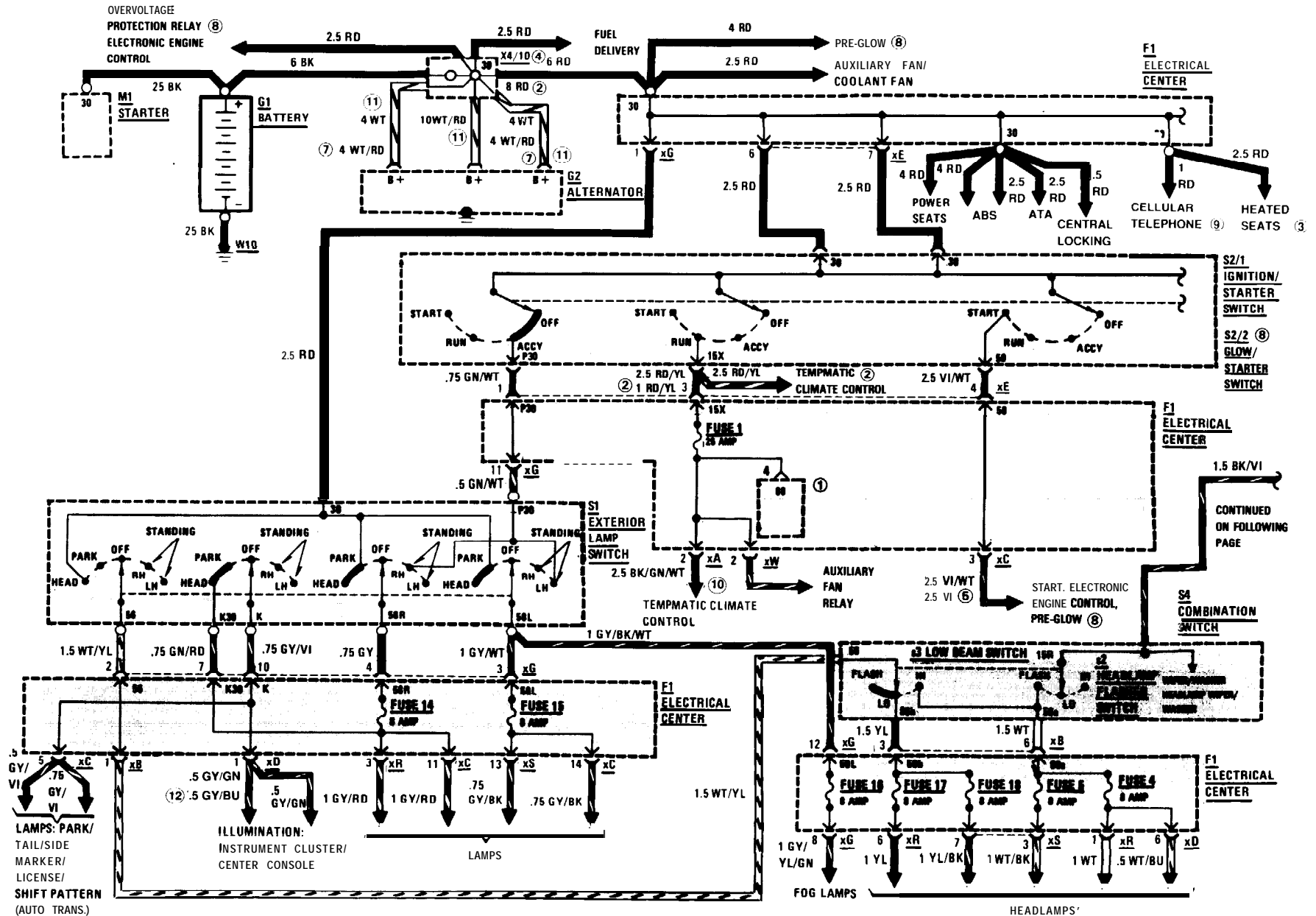
REVISIONS:	① ASDF MODEL YEAR 1985	④ UP TO CHASSIS END NUMBERS 1A 313825 AND 1F 229814 FUSE NO. 9 IS REMOVED AND A BRIDGE IS INSTALLED BETWEEN FUSE NO. 9 AND 10	⑥ MODEL 201.034
	② AS OF MODEL YEAR 1986		
	③ MODEL YEAR 1984 ONLY	⑤ DIESEL MODELS	

POWER DISTRIBUTION

AS OF MY 1987

105/3

201.1



- REVISIONS:**
- ① K8 DOUBLE CONTACT RELAY FOR AUXILIARY FAN, MAGNETIC CLUTCH FOR ENGINE FAN FOR MODELS 201.028, 201.034 K10 AUXILIARY FAN PRERESISTOR RELAY FOR MODEL 201.029
 - ② AS OF MY 1988
 - ③ AS OF MY 1989
 - ④ AS OF MY 1990, SEE START
 - ⑤ MANUAL TRANSMISSION ONLY
 - ⑥ AS OF MY 1991, MODEL 201.028
 - ⑦ MODEL 201.126
 - ⑧ DIESEL MODELS
 - ⑨ AS OF MY 1992
 - ⑩ MY 1987-1986 ONLY
 - ⑪ AS OF MY 1992, A SINGLE 10 WT/RD WIRE IS USED
 - ⑫ AS OF MY 1990

Supplement 15

CONTINUED ON FOLLOWING PAGE

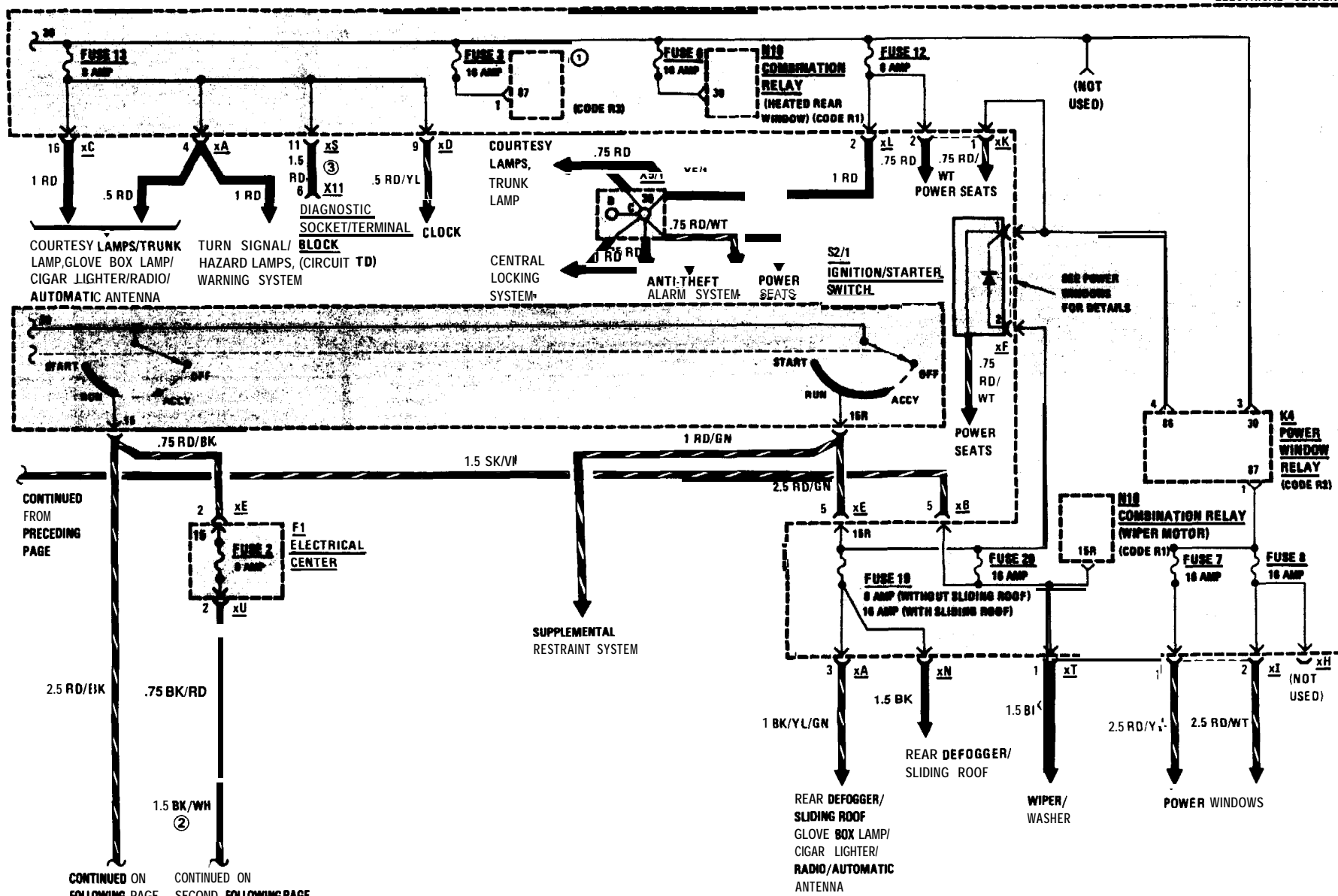
POWER DISTRIBUTION

ASOFMY1987

Supplement 15

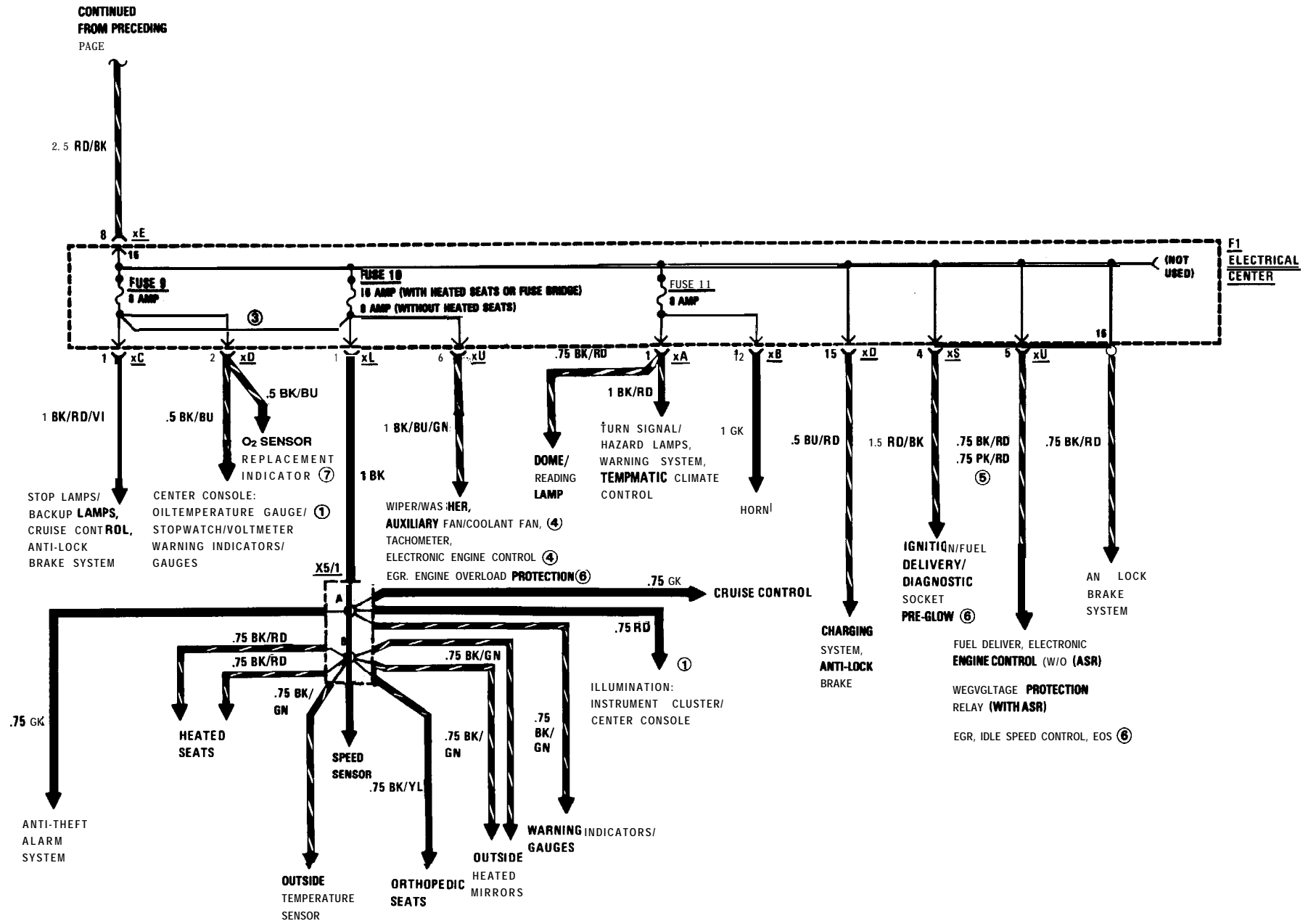
201.0/1

F1
ELECTRICAL CENTER



REVISIONS: ① K0 DOUBLE CONTACT RELAY FOR AUXILIARY FAN, MAGNETIC CLUTCH FOR ENGINE FAN FOR MODELS 201.028, 201.034 K10 AUXILIARY FAN PRERESISTOR RELAY FOR MODEL 201.028 ② AS OF MY 1990, MODEL 201.028 ONLY	③ GASOLINE MODELS
--	-------------------

105/4

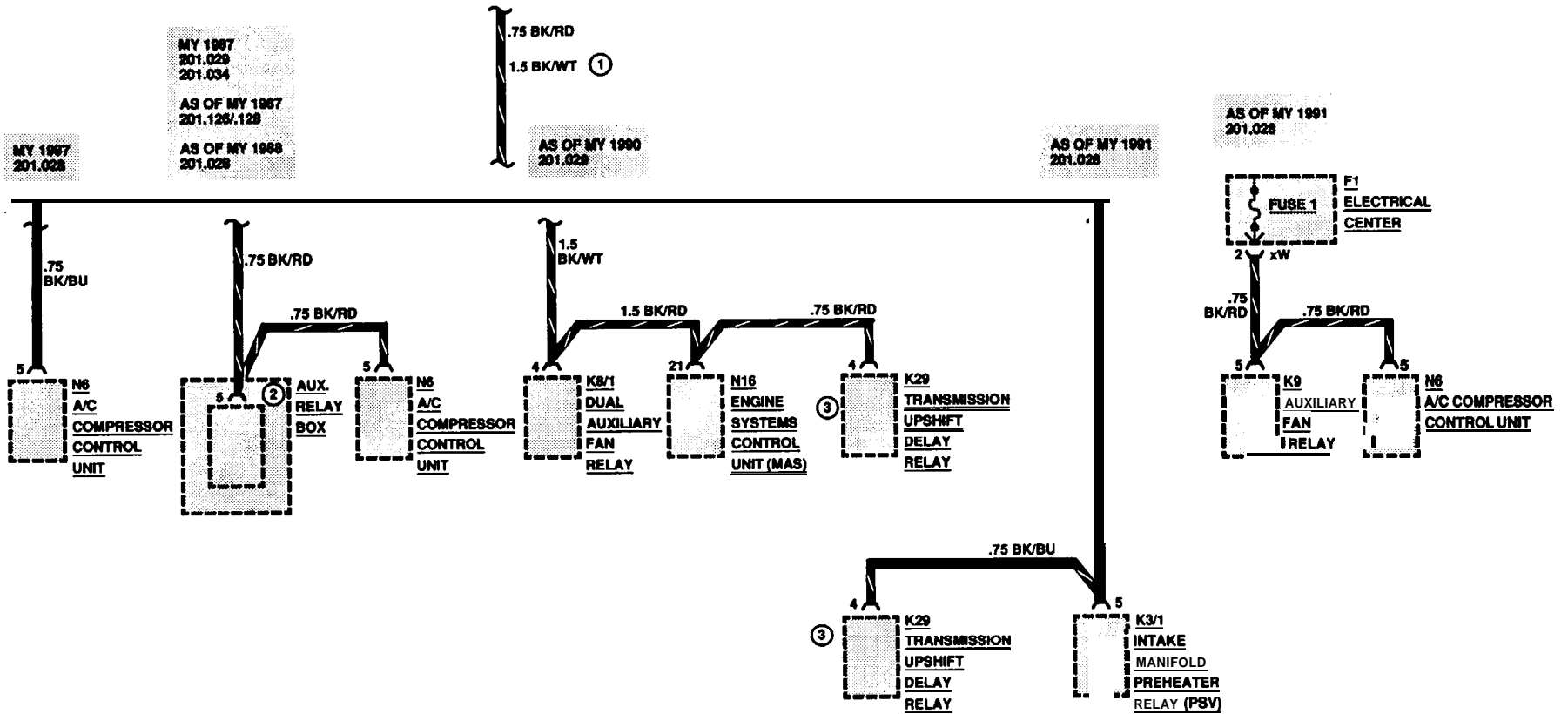


<p>REVISIONS:</p> <p>① MODEL 281.034 (190E2.3-16) ONLY</p> <p>② KB/1 RELAY FOR DUAL AUXILIARY FAN (MODEL 201.029) K9 AUXILIARY FAN RELAY (MODEL 201.034 AND MODEL 201.0281)</p>	<p>③ UP TO CHASSIS ENO NUMBERS 1A 313825 AND IF 229814 FUSE NO. 9 IS REMOVED AND A BRIDGE IS INSTALLED BETWEEN FUSE NO. 9 AND 10</p> <p>④ UP TO 1989</p>	<p>⑤ AS OF MY 1990</p> <p>⑥ DIESEL MODELS</p> <p>⑦ AS OF MY 1992, 201.028 CALIFORNIA</p>
---	--	--

POWER DISTRIBUTION

AS OF MY 1987
190E 2.3, 2.6, 2.3-16

CONTINUED FROM IGNITION/STARTER SWITCH

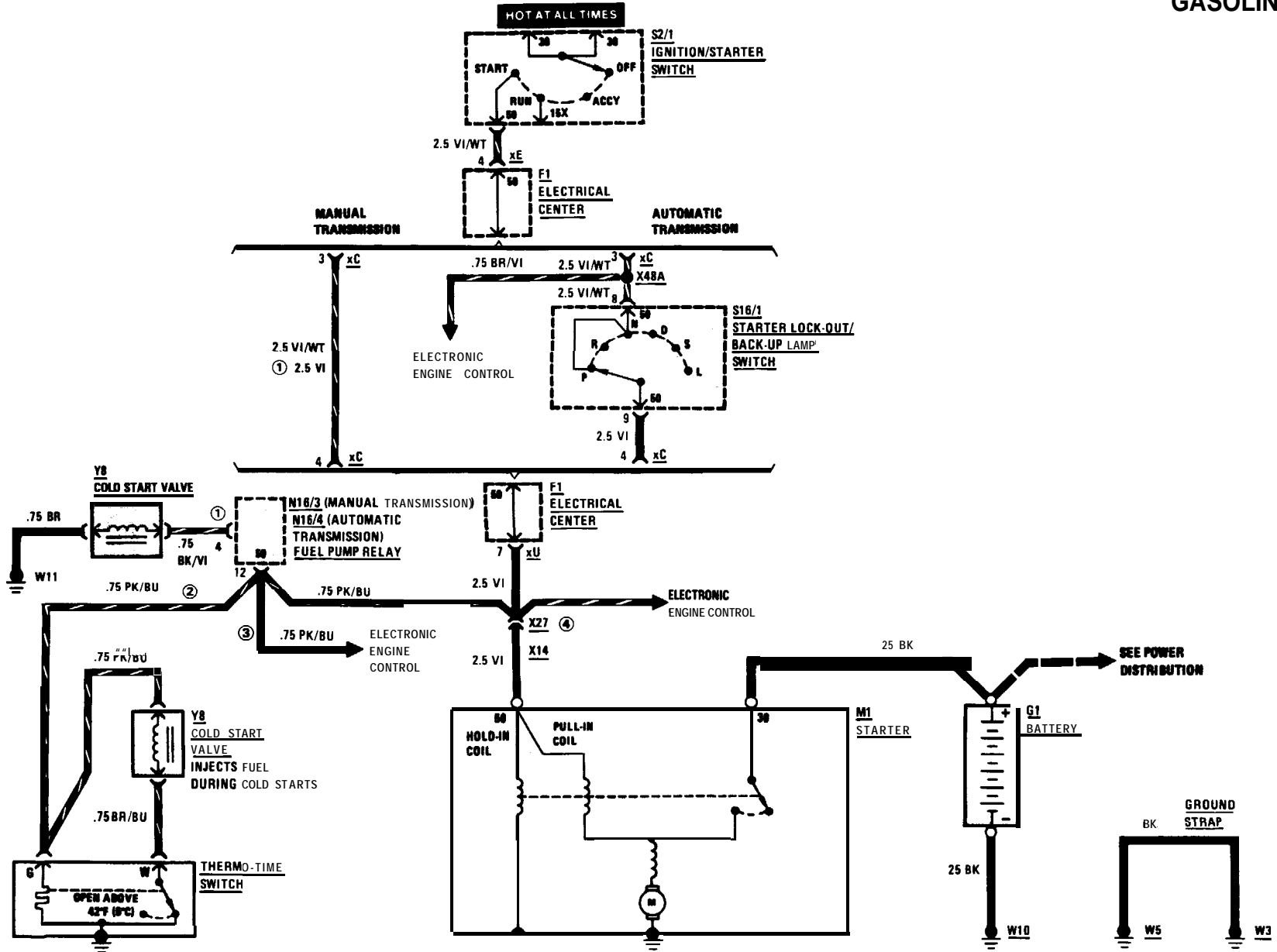


201.0

105/6

REVISIONS: ① MY 1990-1991, MODEL 201.029 ONLY ③ AUTOMATIC TRANSMISSION ONLY

② K8/1 DUAL AUXILIARY FAN RELAY (201.029)
K9 AUXILIARY FAN RELAY



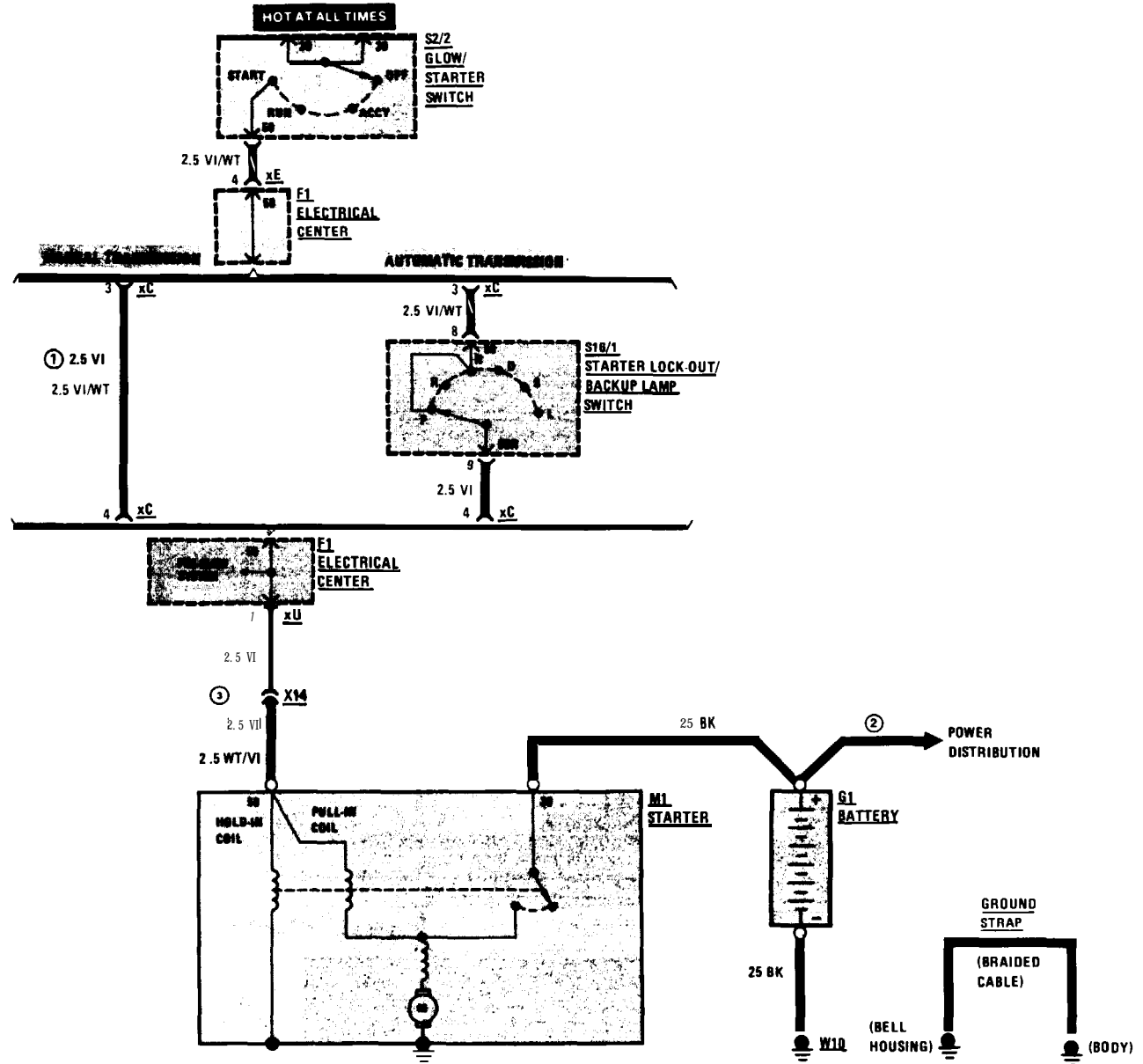
- REVISIONS:
- ① AS OF MY 1985
 - ② MY 1994 ONLY
 - ③ UP TO MY 1986
 - ④ AS OF MY 1989

201.0

Supplement 11

START

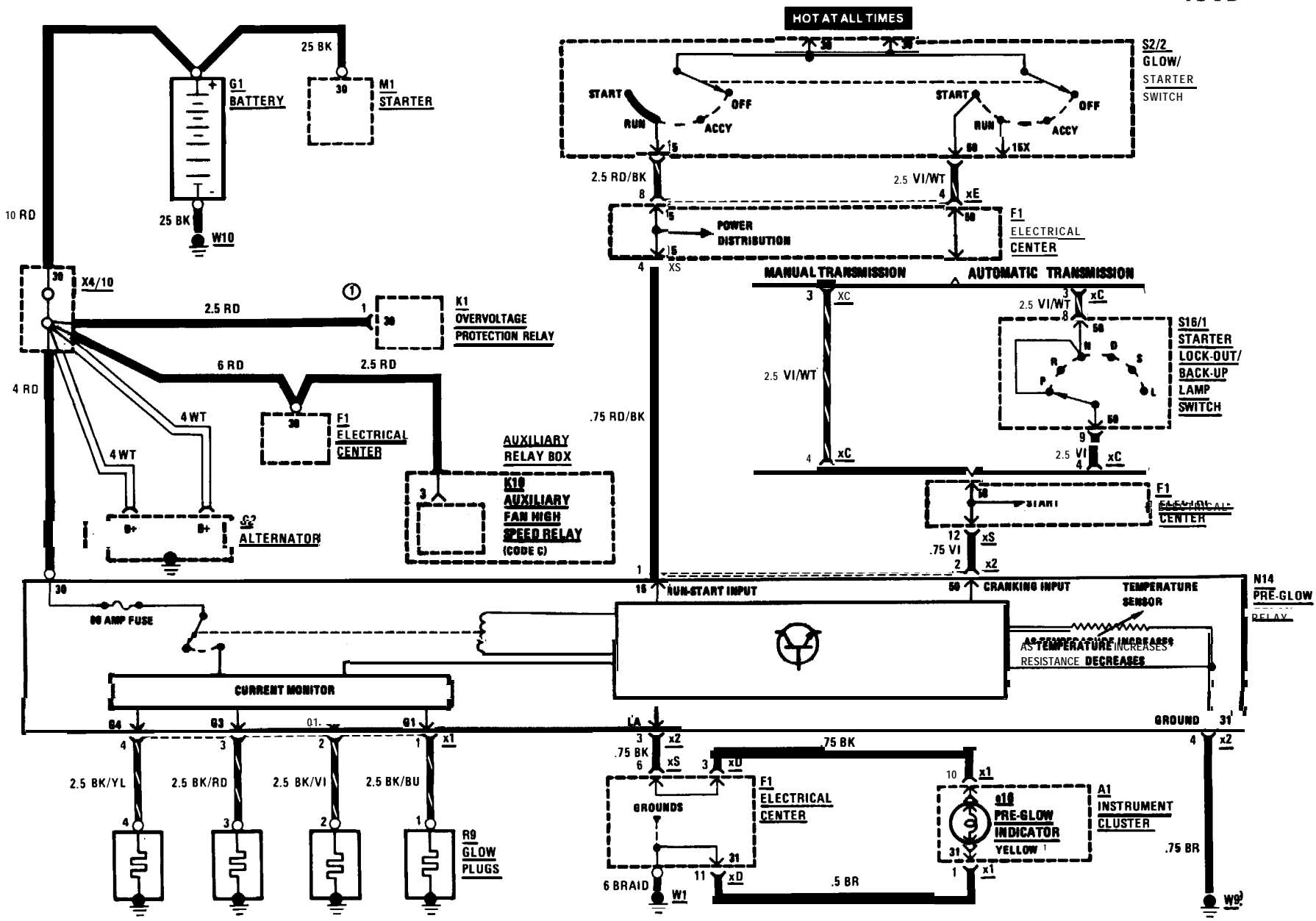
AS OF MY 1984 DIESEL



201.1

106/1

- REVISIONS:**
- ① AS OF MY 1986 EXCEPT 201.128
 - ② MODEL 201.126 6 BK
MODEL 201.128 10 BK
MOEEL201.122 10 RD
 - ③ AS OF MODEL YEAR 1987



REVISIONS: ① AS OF MODEL YEAR 1985

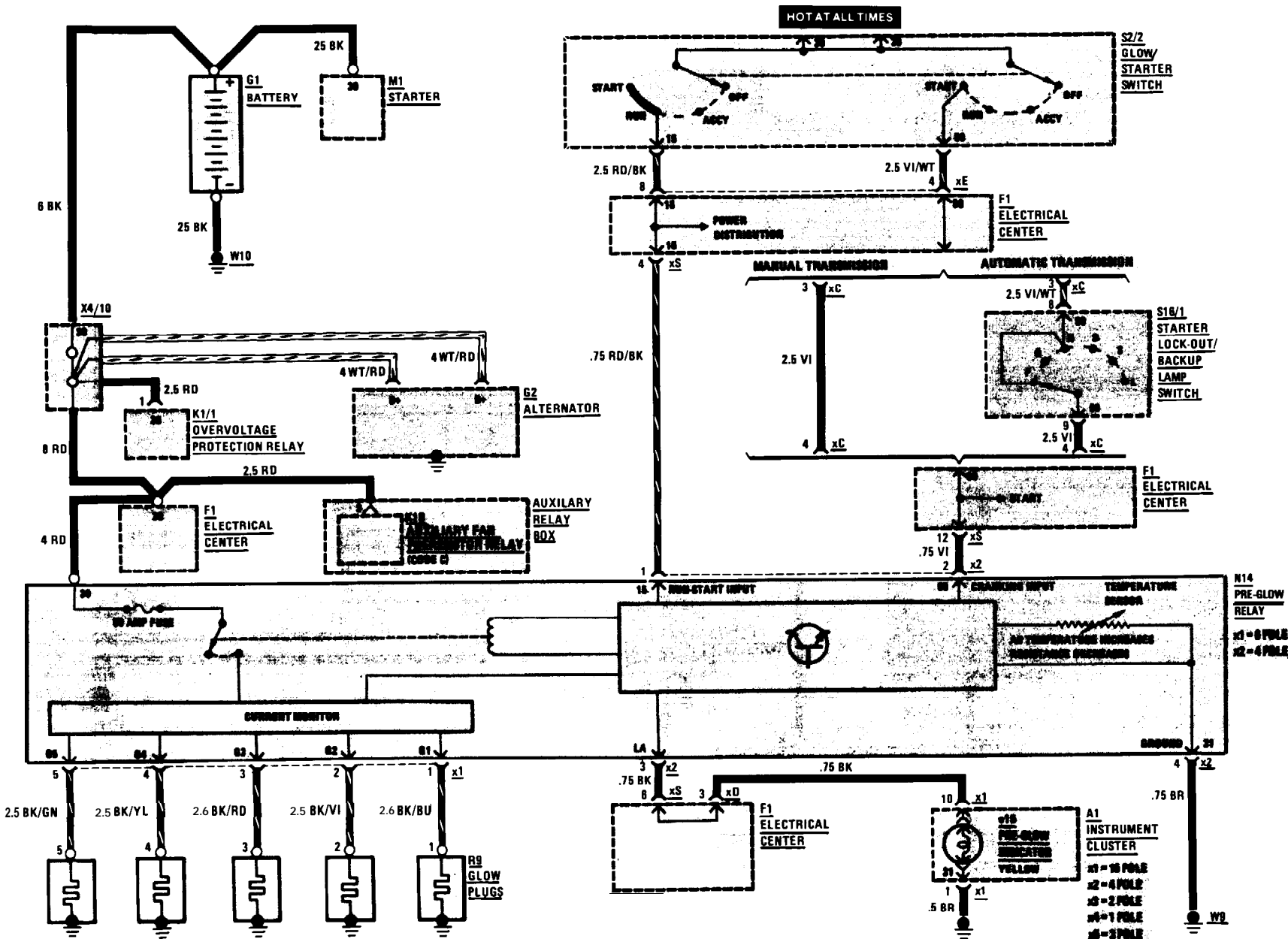
PREGLOW SYSTEM

MY 1986-1988

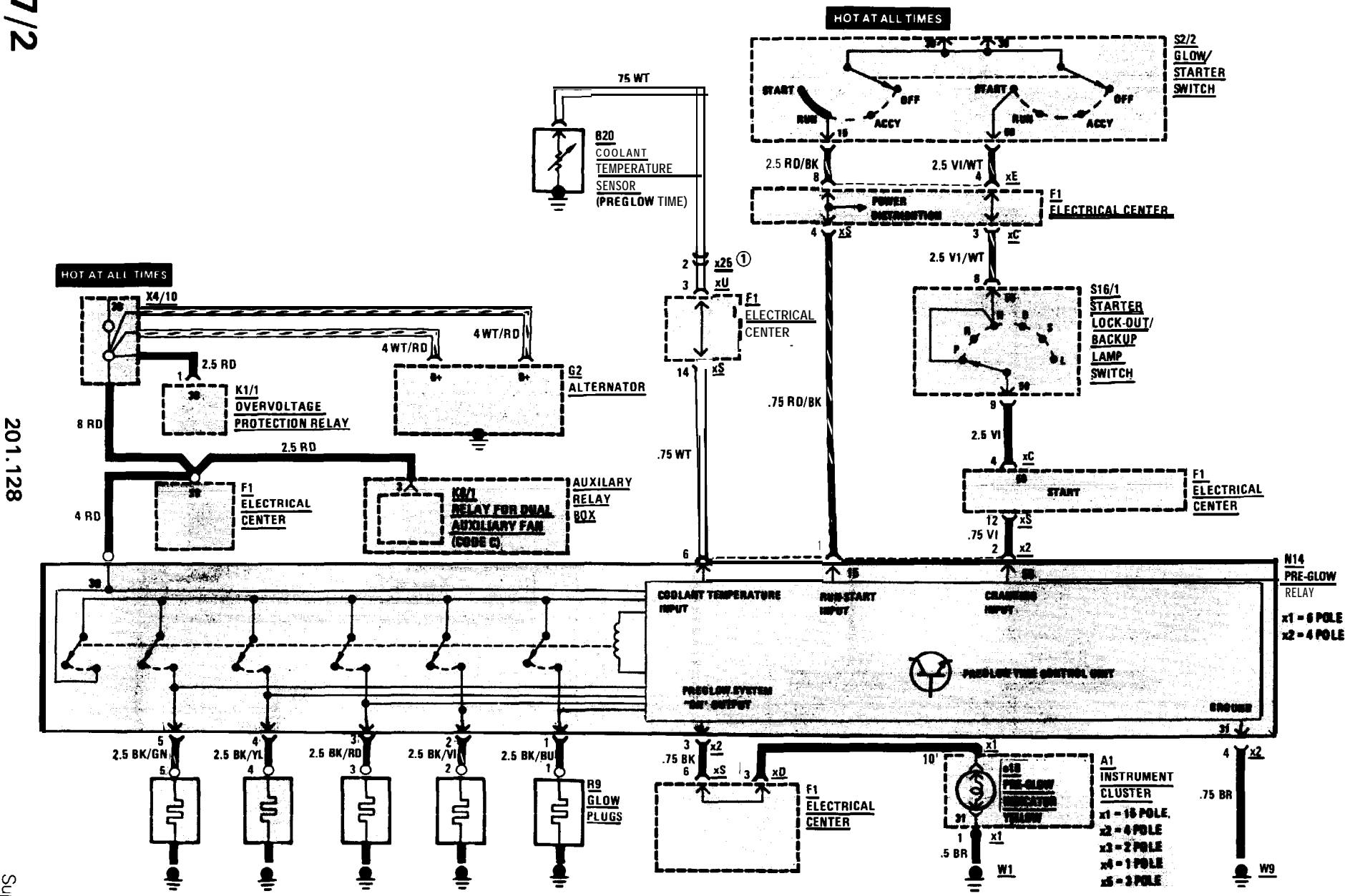
190D 2.5

1/87

201.126



107/1



REVISIONS: ① x25 USED AS OF MY 1999

201.128

Supplement 7