

INDEX

Supplement 13

201.0/1

CIRCUIT	PAGE
Active Bass Speaker System . . . . .	124/4
Anti-Lock Brake System (ABS) . . . . .	140
Anti-Lock <b>Brake System/Acceleration</b>	
Slip Control (ABS/ASR) . . . . .	141
Anti-Theft Alarm System (ATA) . . . . .	147
Automatic Antenna . . . . .	124
Automatic Locking <b>Differential</b> (ASD) . . . . .	143
Auxiliary Fan . . . . .	114
Auxiliary Relay Box . . . . .	103
Cellular Telephone . . . . .	125
Center Console	
-Gil Temperature Gauge . . . . .	128
-Stopwatch . . . . .	128
-Voltmeter . . . . .	128
Central Locking System . . . . .	137
Charging System . . . . .	115
Cigar Lighter . . . . .	124
Clock . . . . .	127
Component <b>Locations</b> . . . . .	201
Coolant Fan . . . . .	114
Cruise Controi . . . . .	129
Diagnostic Socket . . . . .	108
Electrical Center . . . . .	103
Electronic Accelerator System . . . . .	142
Electronic Diesel System . . . . .	111
Electronic Engine Control . . . . .	109
Electronic Idle Speed <b>Control</b> . . . . .	112
Engine Overload Protection . . . . .	110
Exhaust Gas Recirculation . . . . .	110
Fuel Delivery . . . . .	108
Fuse Circuit List . . . . .	102
Gauges . . . . .	127
Ground Distribution . . . . .	148
Hall-Effect Speed Sensor . . . . .	109/18
Headlamp Wiper/Washer . . . . .	131
Heated Seats . . . . .	134
Horn . . . . .	136
Intake Manifold Preheater . . . . .	109/17
Ignition . . . . .	108
Lamps	
-Backup . . . . .	118
-Center <b>Console</b> . . . . .	123

CIRCUIT	PAGE
Lamps (continued)	
-Courtesy . . . . .	121
-Daytime Driving . . . . .	117
-Fog . . . . .	116
-Gear Selector . . . . .	119
-Glove Box . . . . .	124
-Hazard . . . . .	120
-Headlamps . . . . .	116
-Instrument Cluster . . . . .	123
-License . . . . .	119
-Park . . . . .	119
-Shift Pattern . . . . .	119
-Side Marker . . . . .	119
Stop . . . . .	118
-Tail . . . . .	119
-Trunk . . . . .	121
—Turn Signal . . . . .	120
-Vanity . . . . .	122
Orthopedic Seats . . . . .	144
Outside Heated Mirrors . . . . .	146
Oxygen Sensor Replacement Indicator . . . . .	109/16
Power Distribution . . . . .	105
Power Seats . . . . .	138
Power Windows . . . . .	135
<b>Preglow</b> System . . . . .	107
Radio . . . . .	124
Rear Defogger . . . . .	132
Right Outside Mirror . . . . .	139
Sliding Roof . . . . .	132
Sliding/Pop-Up Roof . . . . .	133
Start . . . . .	106
Supplemental Restraint System (SRS) . . . . .	145
Tachometer . . . . .	127
Tempmatic Climate Control . . . . .	301
Transmission Kick-Down . . . . .	108
Transmission Kick-Down (Diesel J) . . . . .	113
Transmission Upshift Delay	
201.028 . . . . .	109/5
201.029 . . . . .	109/14
Warning Indicators . . . . .	127
Warning System . . . . .	126
Wiper/Washer . . . . .	130

REVISIONS:

101

Fuse Information

No.	Amps (Color)	Circuits Protected	Connection to Circuit
1	④	Auxiliary Fan/Coolant Fan Tempmatic Climate Control	15X
2	8 AMPS (WT)	Auxiliary Fan/Coolant Fan Tempmatic Climate Control ③	15T
3	16 AMPS (PK)	Auxiliary Fan/Coolant Fan	30
4	8 AMPS (WT)	Headlamps (Right High Beam)	56a
5	8 AMPS (WT)	Headlamps (Left High Beam)	56a
6	16 AMPS (PK)	Rear Defogger	30
7	16 AMPS (PK)	Power Windows (Left Front/ Right Rear)	15R
8	16 AMPS (PK)	Power Windows (Right Front/ Left Rear)	15R
9	8 AMPS (WT) ⑤	Anti-Lock Brake System ① Backup Lamps Center Console ② Cruise Control Gauges Stop Lamps Warning Indicators	15

Fuse Information

No.	Amps (Color)	Circuits Protected	Connection to Circuit
10	⑤ 8 AMPS (WT) without Heated Seats 16 AMPS (PK) with Heated Seats or Fuse Bridge	Anti-Theft Alarm System ② Auxiliary Fan/Coolant Fan Cruise Control Electronic Engine Control ② Heated Seats Orthopedic Seats ① Outside Heated Mirrors ① Right Outside Mirror Tachometer Wiper/Washer Outside Temperature Gauge	15
11	8 AMPS (WT)	Horn Tempmatic Climate Control Turn Signal Lamps Warning System	15
12	8 AMPS (WT)	Anti-Theft Alarm System Central Locking System courtesy Lamps, Rear Reading Lamp, Power Seats	30
13	8 AMPS (WT)	Automatic Antenna Clock Courtesy Lamps Hazard Lamps Radio/CD Player Trunk Lamp Warning System	30

(CONTINUED ON FOLLOWING PAGE)

201.024/028/029/034

Supplement 15

REVISIONS: ① AS OF MODEL YEAR 1985  
 ② AS OF MODEL YEAR 1986, 190E 2.3-16 ONLY (201.034)  
 ③ AS OF MODEL YEAR 1987  
 ④ MODEL YEARS 1984 TO 1988 16 AMPS (PK)  
 MODEL YEARS 1987 TO 1989 25 AMPS (BU)  
 AS OF MODEL YEAR 1990 8 AMPS (WT)  
 ⑤ UP TO CHASSIS END NUMBERS 1 A 3 13825 AND  
 1 F 2298 14 FUSE NO. 9 IS REMOVED AND A BRIDGE  
 IS INSTALLED BETWEEN FUSE NO. 9 AND 10

# FUSE CIRCUIT LIST

AS OF MY 1989

(CONTINUED FROM PAGE 102)

## Fuse Information

No.	Amps (Color)	Circuits Protected	Connection to Circuit
14	8 AMPS (WT)	Illumination: Instrument Cluster/Center Console Headlamp Wiper/Washer Lamps: Park/Tail/Side Marker (Right Side)/ License/Shift Pattern Warning System	58R
15	8 AMPS (WT)	Lamps: Park/Tail/Side Marker (Left Side)/License/ Shift Pattern	58L
16	8 AMPS (WT)	Fog Lamps	58N
17	8 AMPS (WT)	Headlamps (Right Low Beam)	56b
18	8 AMPS (WT)	Headlamps (Left Low Beam)	56b
19	8 AMPS (WT) without Sliding Roof 16 AMPS (PK)	Cigar Lighter Glove Box Lamp Radio Rear Defogger Sliding Roof	15R
20	16 AMPS (PK)	Headlamps Headlamp Wiper/Washer Wiper/Washer	15R

## Fuse Information

No.	Amps (Color)	Circuits Protected	Connection to Circuit
Aux. Relay Box	25 AMPS (BU)	Front Power Seat Switches: Front Height, Forward- Backward	15R/30
	25 AMPS (BU)	Front Power Seat Switches: Rear Height, Backrest Control Unit	15R/30
Aux. Fuse Holder F22/1)	16 AMPS (PK)	Heated Seats ②	30
	25 AMPS (BU)	Tempmatic Blower Switch ①	15X
	8 AMPS (WT)	Cellular Telephone (TRU)	30

Supplement 15

201.024/.028/.029/.034

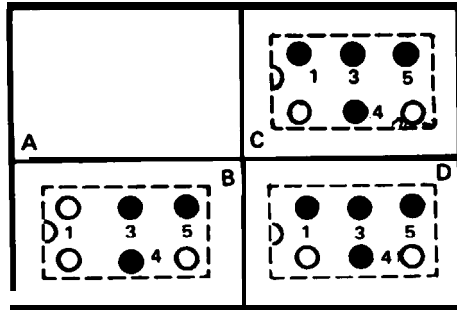
102/1

REVISIONS: 1 AS OF MY 1987  
8 AS OF MY 1989

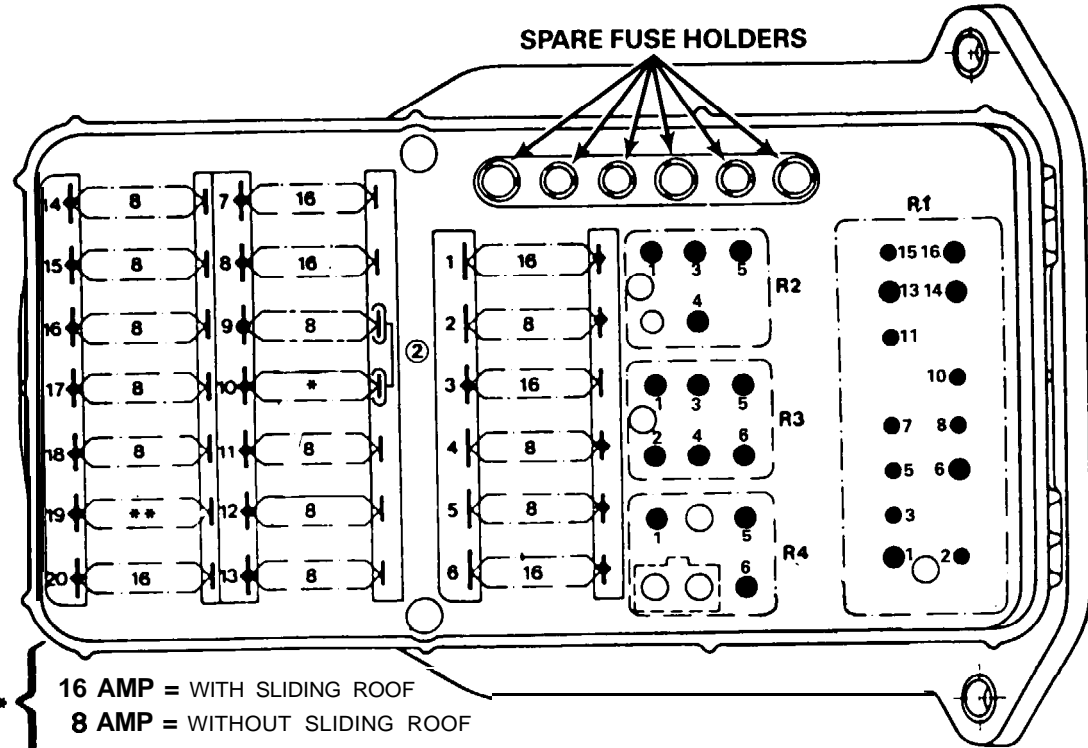
THIS PAGE LEFT BLANK INTENTIONALLY

REVISIONS:

# ELECTRICAL CENTER (FUSES/RELAYS)/AUXILIARY RELAY BOX TOP VIEW



Auxiliary Relay Box



• \* 16 AMP = WITH SLIDING ROOF  
8 AMP = WITHOUT SLIDING ROOF

• 16 AMP = WITH HEATED SEATS OR FUSE BRIDGE  
8 AMP = WITHOUT HEATED SEATS

RELAY CODE	RELAY USE
A	Not Used
B	F13 Auxiliary Fuse Holder (Power Seats)
C	K10 Auxiliary Fan High Speed Relay
D	K5 Power Seat Relay

RELAY CODE	RELAY USE
R1	N10 Combination Relay (Rear Defogger Timer, Wiper/Washer, Hazard/Turn Signal Flasher)
R2	K4 Power Window Relay
R3	Ⓢ
R4	Not Used

REVISIONS: ① K9 AUXILIARY FAN RELAY - MODEL YEARS 1984 AND 1985, AND AS OF MY 1988

② UP TO CHASSIS END NUMBERS 1 A 313825 AND 1 F 229814 FUSE NO. 9 IS REMOVED AND A BRIDGE IS INSTALLED BETWEEN FUSE NO. 9 AND 10

# ELECTRICAL CENTER (FUSES/RELAYS)/AUXILIARY RELAY BOX

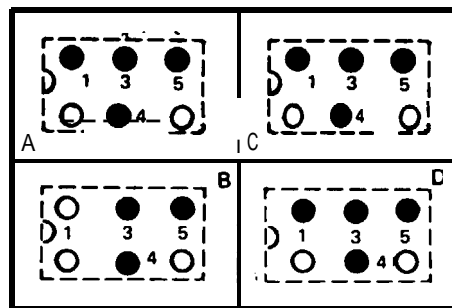
## TOP VIEW

NY 1996

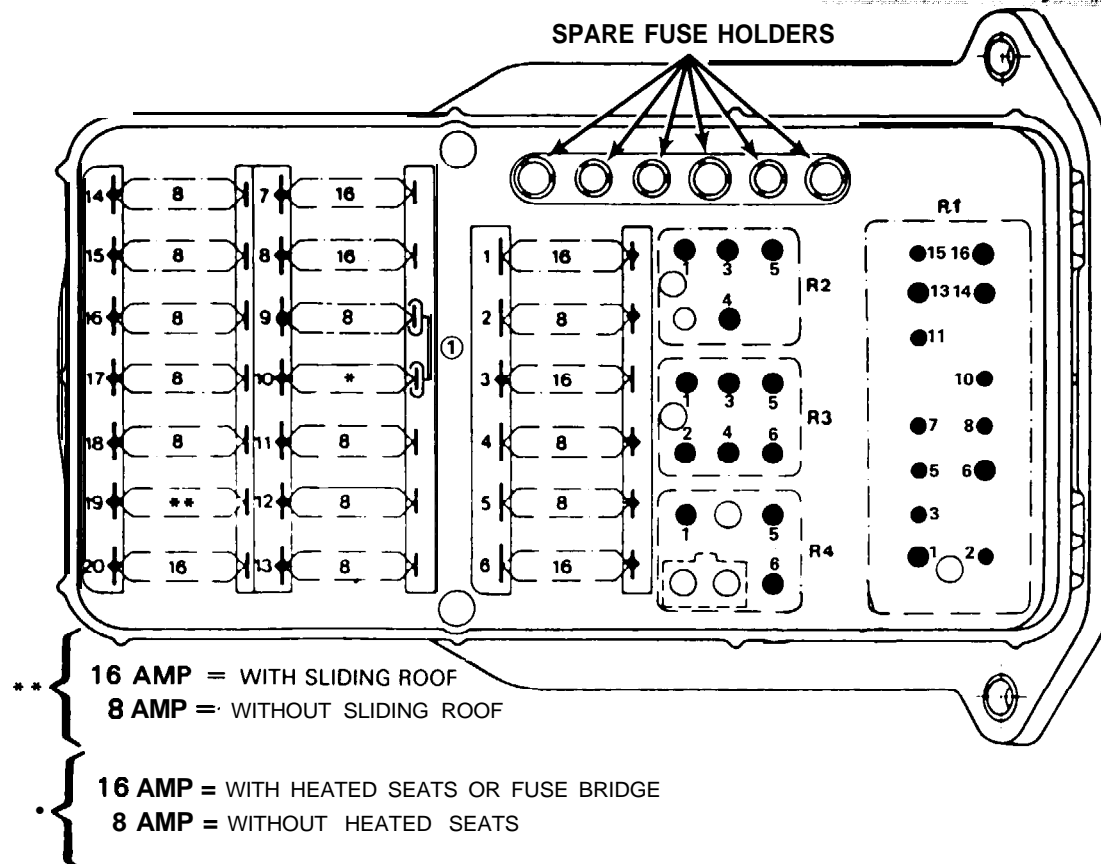
189E 2-3-16/1997 2-8

103/1

201.032/126



Auxiliary Relay Box



RELAY CODE	RELAY USE
A	K10 Auxiliary Fan High Sped Relay
B	F13 Auxiliary Fuse Holder (Power Seats)
C	K5 Power Seat Relay
D	Anti-Theft Fuse Holder

RELAY CODE	RELAY USE
R1	N10 Combination Relay (Rear Defogger, Timer, Wiper/Washer, Hazard/Turn Signal Flasher)
R2	K4 Power Window Relay
R3	K9 Auxiliary Fan Relay
R4	Not Used

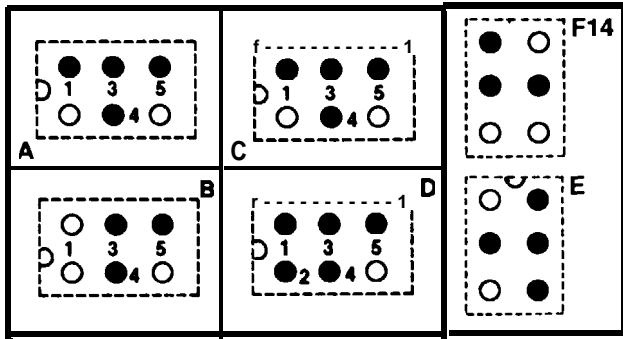
REVISIONS: ① UP TO CHASSIS END NUMBERS 1A 313825 AND 1F 229814 FUSE NO. 9 IS REMOVED AND A BRIDGE IS INSTALLED BETWEEN FUSE NO. 9 AND 10

# ELECTRICAL CENTER (FUSES/RELAYS)/AUXILIARY RELAY BOX AS OF MY 1987

## TOP VIEW

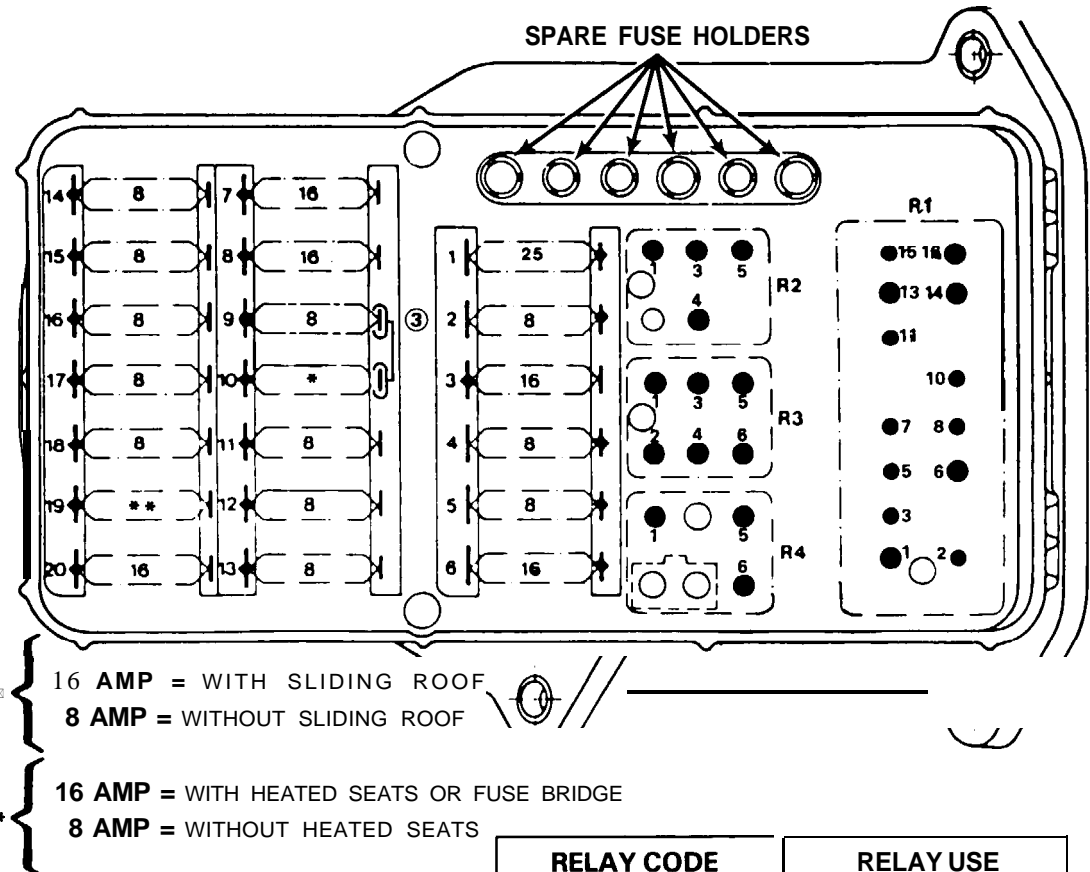
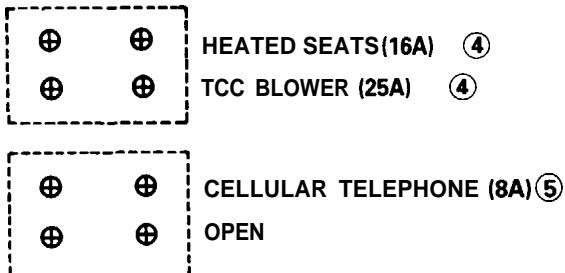
8 AMP - WHITE  
 16 AMP - PINK  
 26 AMP - BLUE

Auxiliary Relay Box



RELAY CODE	RELAY USE
A	K5 Power Seat Relay
B	F13 Auxiliary Fuse Holder (Power Seats)
C	① K2 Headlamp
D	Washer Relay
E	K3/1 Intake Manifold Pre-heater ⑥
F14	Anti-Theft Alarm (ATA)

F22/1 AUXILIARY FUSE HOLDER



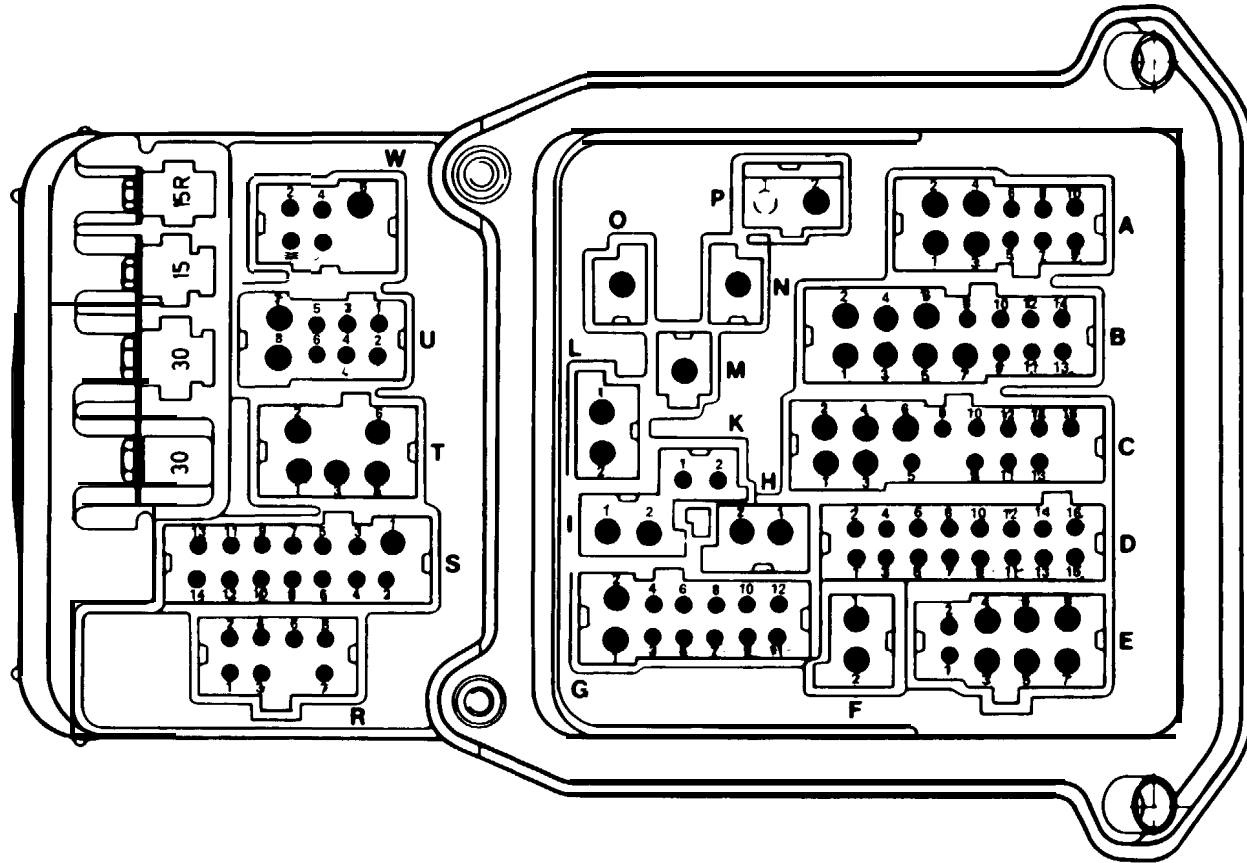
RELAY CODE	RELAY USE
R1	N10 Combination Relay (Turn/Hazard Signal, Heated Rear Window Wiper Motor)
R2	K4 Power Window Relay
R3	②
R4	Not Used

REVISIONS: ① K9 AUXILIARY FAN RELAY (MODELS 201.028/.034)  
 K8/1 RELAY FOR DUAL AUXILIARY FAN (MODEL 201.029)  
 ② K8 DOUBLE CONTACT RELAY FOR AUXILIARY FAN,  
 MAGNETIC CLUTCH FOR ENGINE FAN (MODELS 201.028/.034)  
 K10 AUXILIARY FAN PRERESISTOR RELAY (ALL OTHER MODELS)

③ UP TO CHASSIS END NUMBERS 1A 313929 AND 1F 229814 FUSE NO. 9 IS REMOVED AND A BRIDGE IS INSTALLED BETWEEN FUSE NO. 9 AND 10  
 ④ AS OF MY 1989  
 ⑤ AS OF MY 1992  
 ⑥ AS OF MY 1991. MODEL 190E 2.3

ELECTRICAL CENTER (CONNECTORS/TERMINALS)  
BOTTOM VIEW

AS OF MY 1984



104

201.0/1

REVISIONS:

1/87

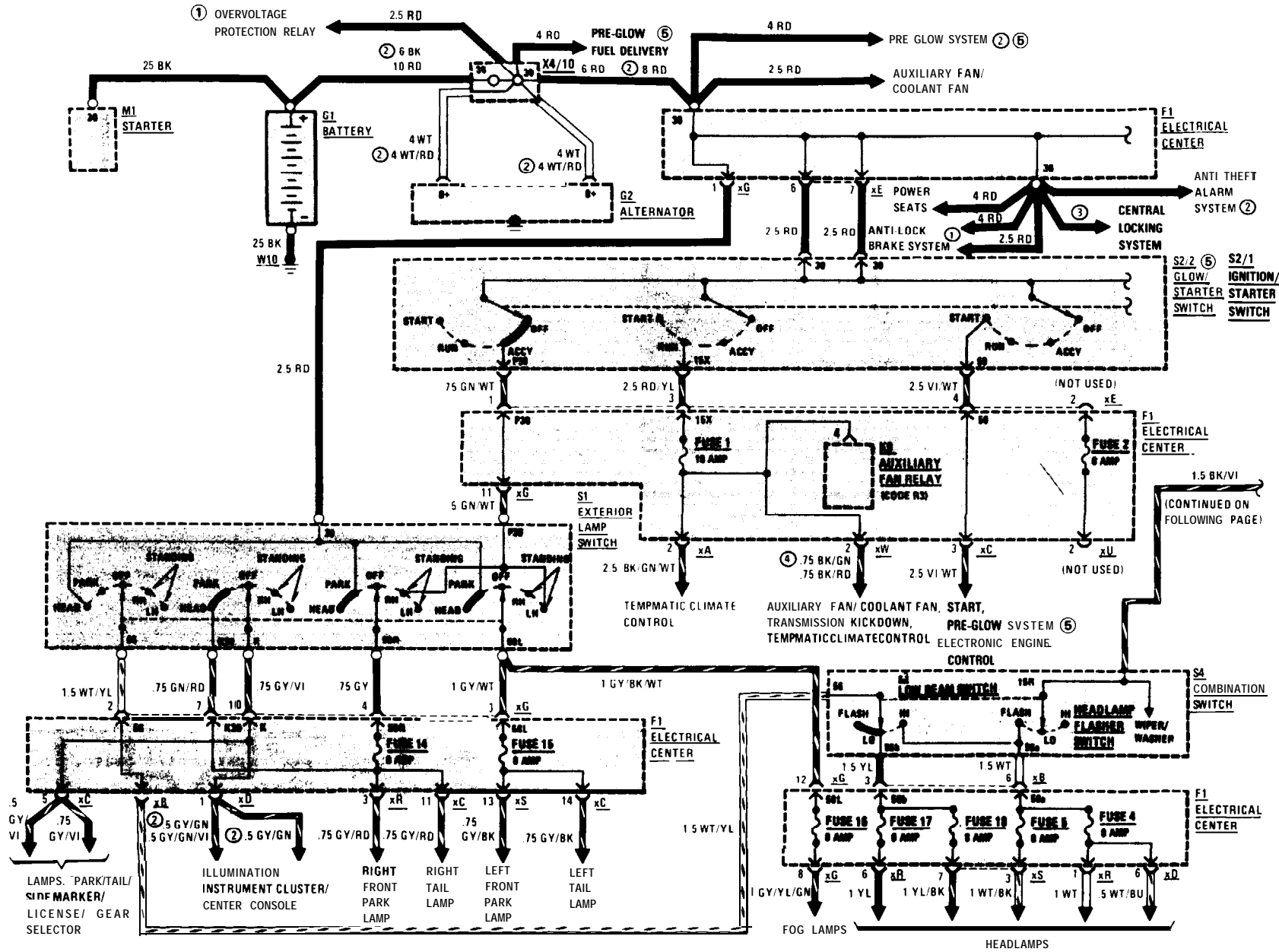


# POWER DISTRIBUTION

MY 1984-1 986

Supplement 11

201.0/.



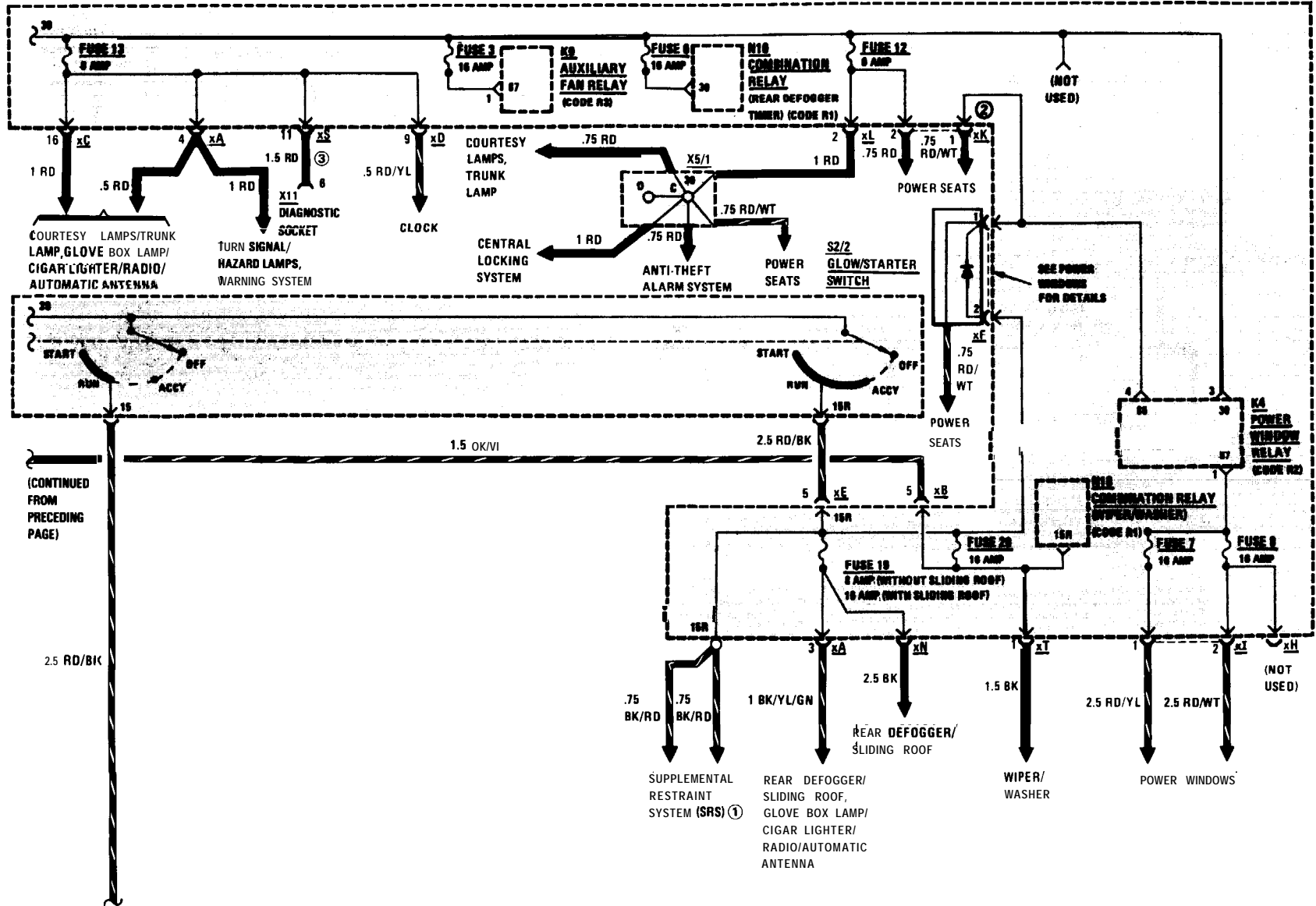
- REVISIONS:
- ① AS OF MODEL YEAR 1985
  - ② AS OF MODEL YEAR 1986
  - ③ 1 RD (MODEL YEAR 1984), .5RD (MODEL YEAR 1985)
  - ④ MODEL YEAR 1984
  - ⑤ DIESEL MODELS

105/1

201.0/1

Supplement

F1  
ELECTRICAL CENTER



(CONTINUED ON FOLLOWING PAGE)

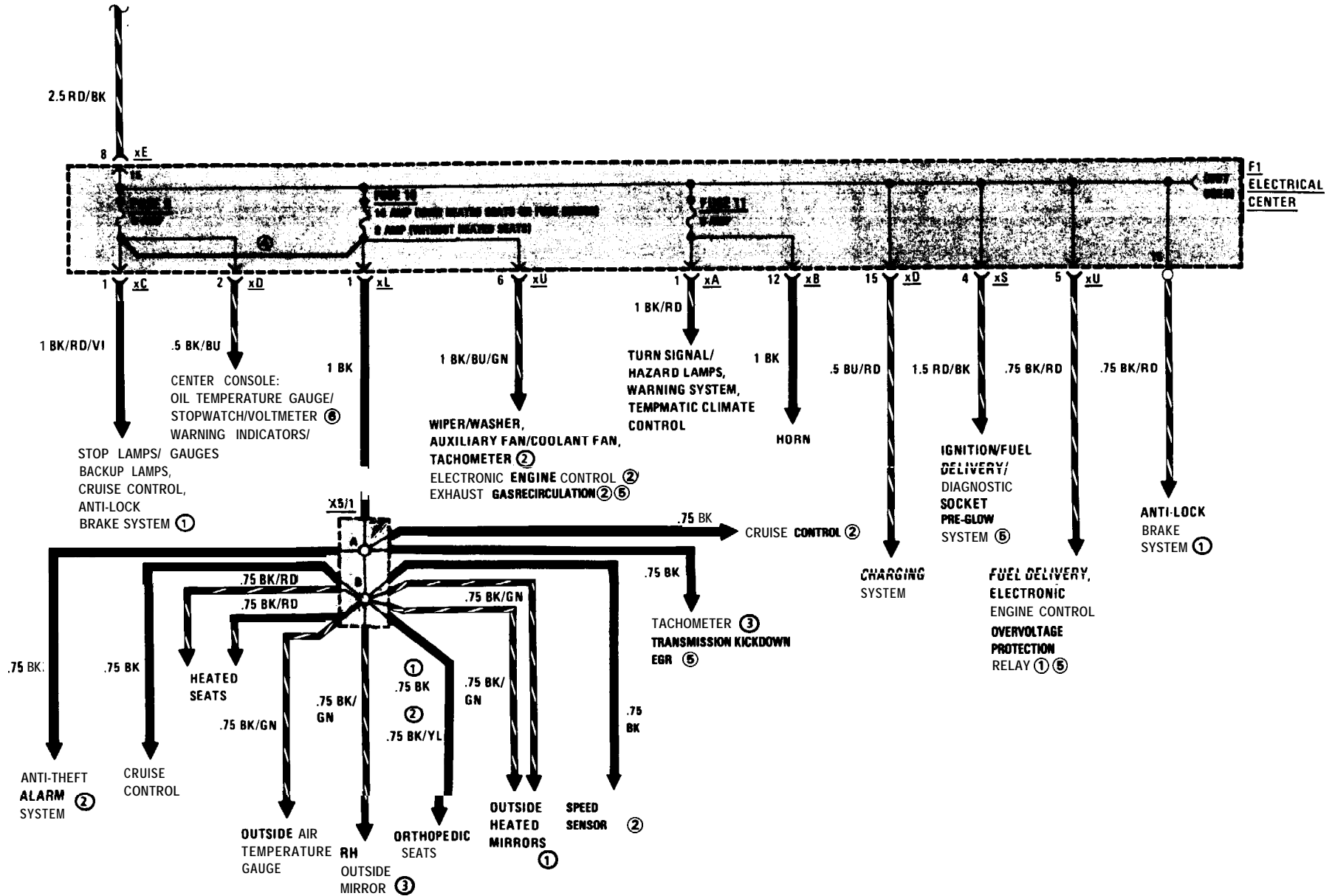
**REVISIONS:** ① WITH AIR BAG AS OF MODEL YEAR 1995  
 ② CONNECTOR xK, PIN 1 (MODEL YEAR 1994) NOT USED  
 ③ MODEL 201.034 ONLY

# POWER DISTRIBUTION

MY 1984-1986

Supplement

(CONTINUED FROM PRECEDING PAGE)



201.0/1

105/2

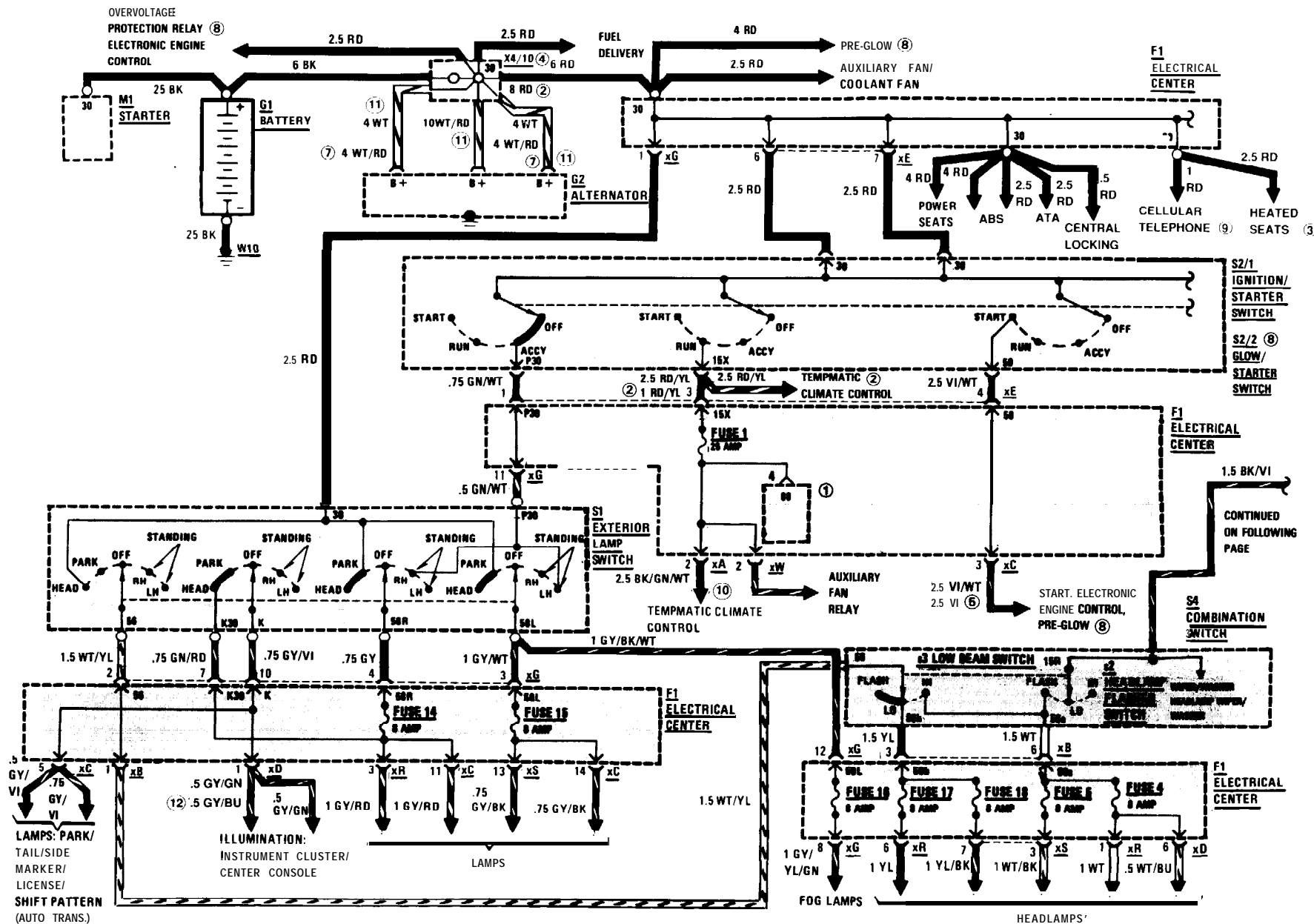
<b>REVISIONS:</b>	① ASDF MODEL YEAR 1985	④ UP TO CHASSIS END NUMBERS 1A 313825 AND 1F 229814 FUSE NO. 9 IS REMOVED AND A BRIDGE IS INSTALLED BETWEEN FUSE NO. 9 AND 10	⑥ MODEL 201.034
	② AS OF MODEL YEAR 1986		
	③ MODEL YEAR 1984 ONLY	⑤ DIESEL MODELS	

# POWER DISTRIBUTION

AS OF MY 1987

105/3

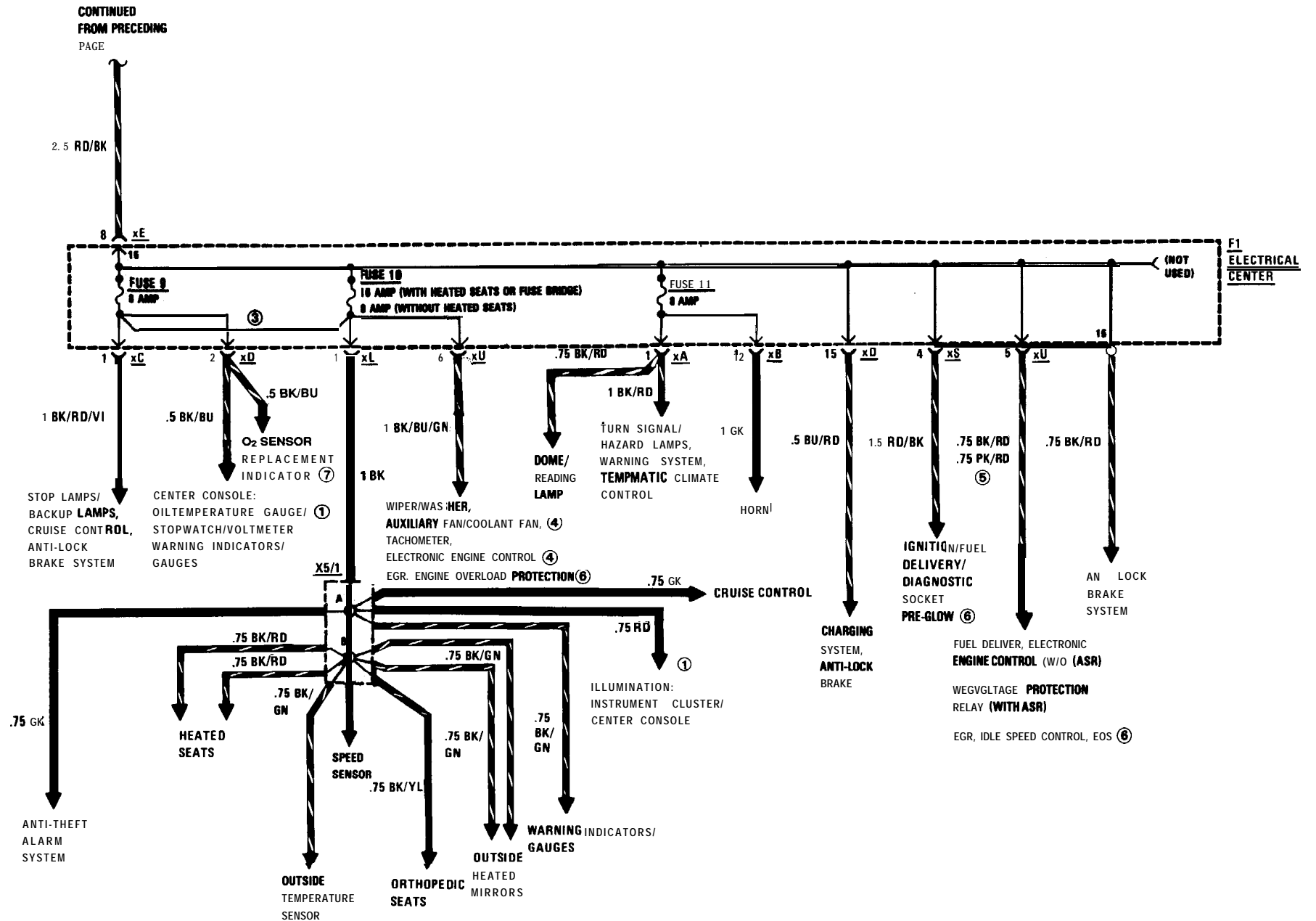
201.1



- REVISIONS:**
- ① K8 DOUBLE CONTACT RELAY FOR AUXILIARY FAN, MAGNETIC CLUTCH FOR ENGINE FAN FOR MODELS 201.028, 201.034 K10 AUXILIARY FAN PRERESISTOR RELAY FOR MODEL 201.029
  - ② AS OF MY 1988
  - ③ AS OF MY 1989
  - ④ AS OF MY 1990, SEE START
  - ⑤ MANUAL TRANSMISSION ONLY
  - ⑥ AS OF MY 1991, MODEL 201.028
  - ⑦ MODEL 201.126
  - ⑧ DIESEL MODELS
  - ⑨ AS OF MY 1992
  - ⑩ MY 1987-1986 ONLY
  - ⑪ AS OF MY 1992, A SINGLE 10 WT/RD WIRE IS USED
  - ⑫ AS OF MY 1990

Supplement 15



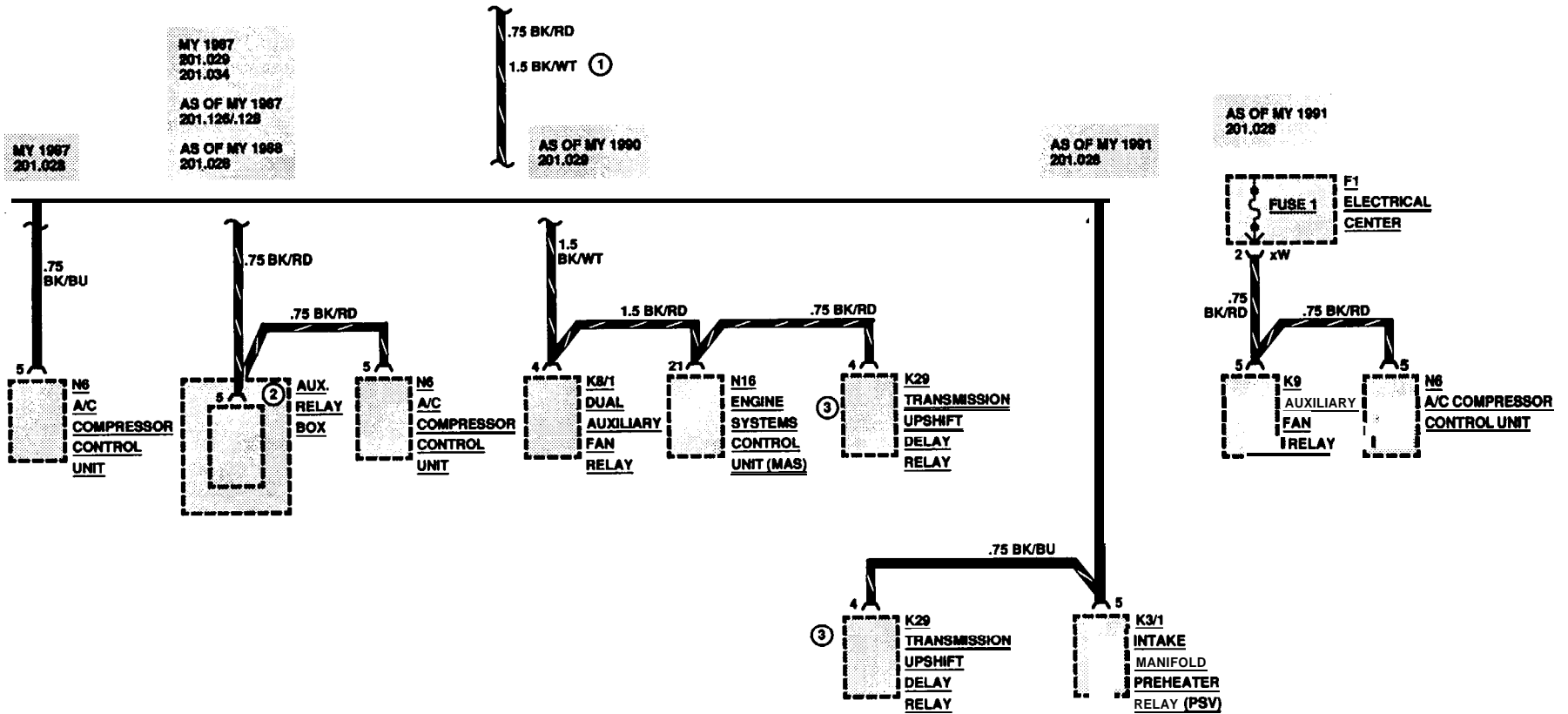


<p>REVISIONS:</p> <p>① MODEL 281.034 (190E2.3-16) ONLY</p> <p>② KB/1 RELAY FOR DUAL AUXILIARY FAN (MODEL 201.029) K9 AUXILIARY FAN RELAY (MODEL 201.034 AND MODEL 201.0281)</p>	<p>③ UP TO CHASSIS ENO NUMBERS 1A 313825 AND IF 229814 FUSE NO. 9 IS REMOVED AND A BRIDGE IS INSTALLED BETWEEN FUSE NO. 9 AND 10</p> <p>④ UP TO 1989</p>	<p>⑤ AS OF MY 1990</p> <p>⑥ DIESEL MODELS</p> <p>⑦ AS OF MY 1992, 201.028 CALIFORNIA</p>
---	--	--

# POWER DISTRIBUTION

AS OF MY 1987  
190E 2.3, 2.6, 2.3-1 6

CONTINUED FROM IGNITION/STARTER SWITCH

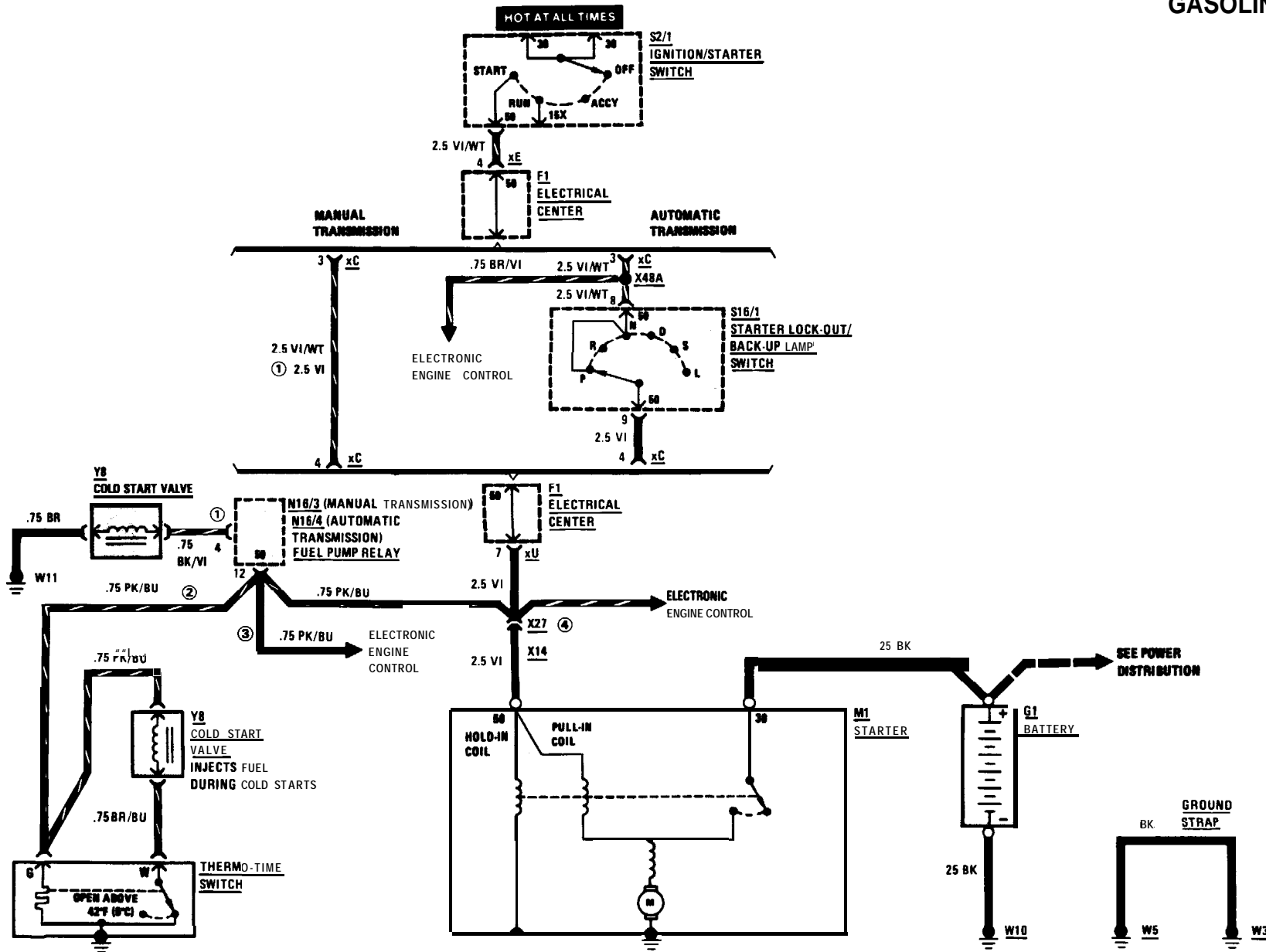


201.0

105/6

REVISIONS: (1) MY 1990-1991, MODEL 201.029 ONLY (3) AUTOMATIC TRANSMISSION ONLY

(2) K8/1 DUAL AUXILIARY FAN RELAY (201.029)  
K9 AUXILIARY FAN RELAY



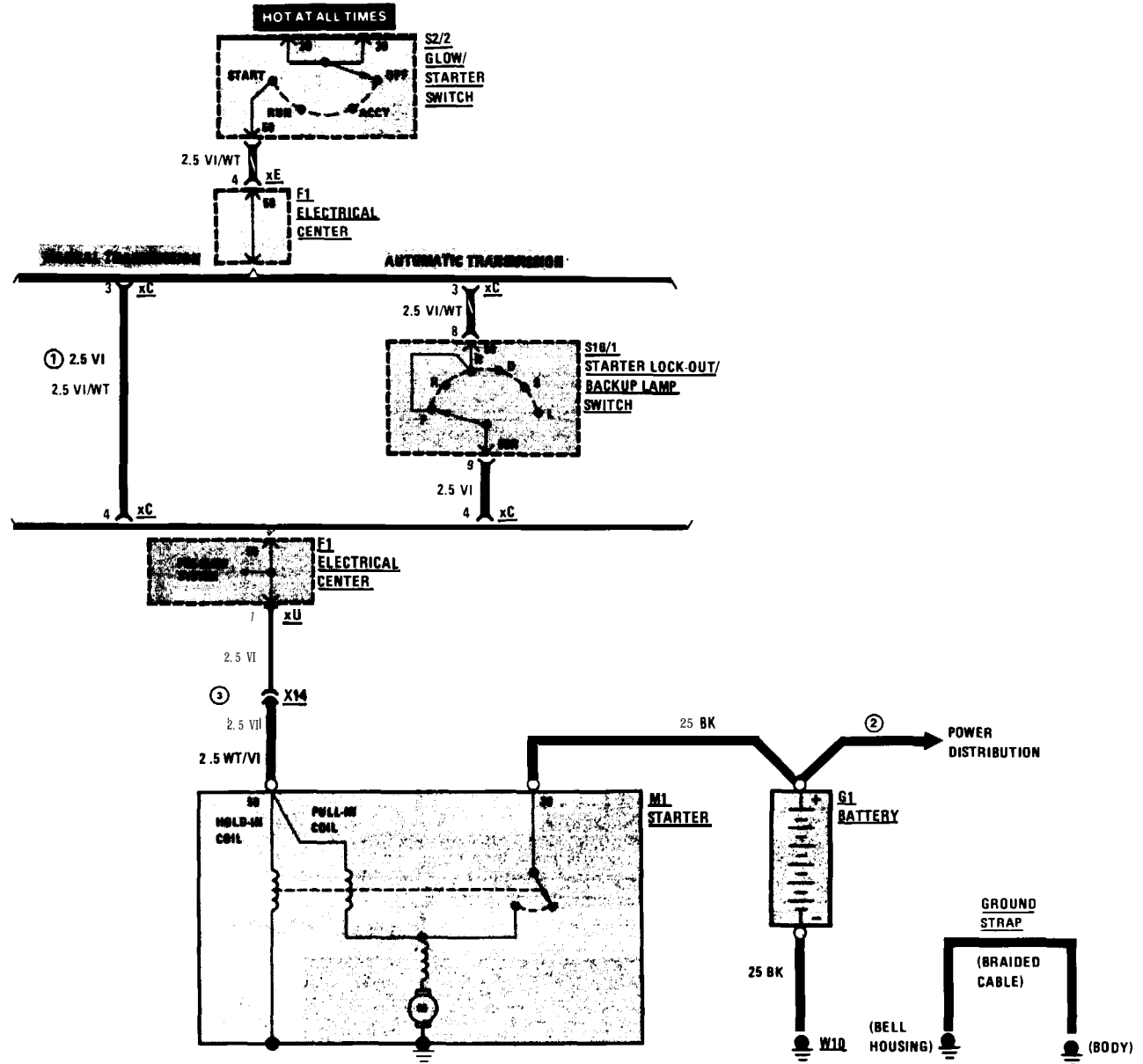
201.0

- REVISIONS:
- ① AS OF MY 1985
  - ② MY 1994 ONLY
  - ③ UP TO MY 1986
  - ④ AS OF MY 1989

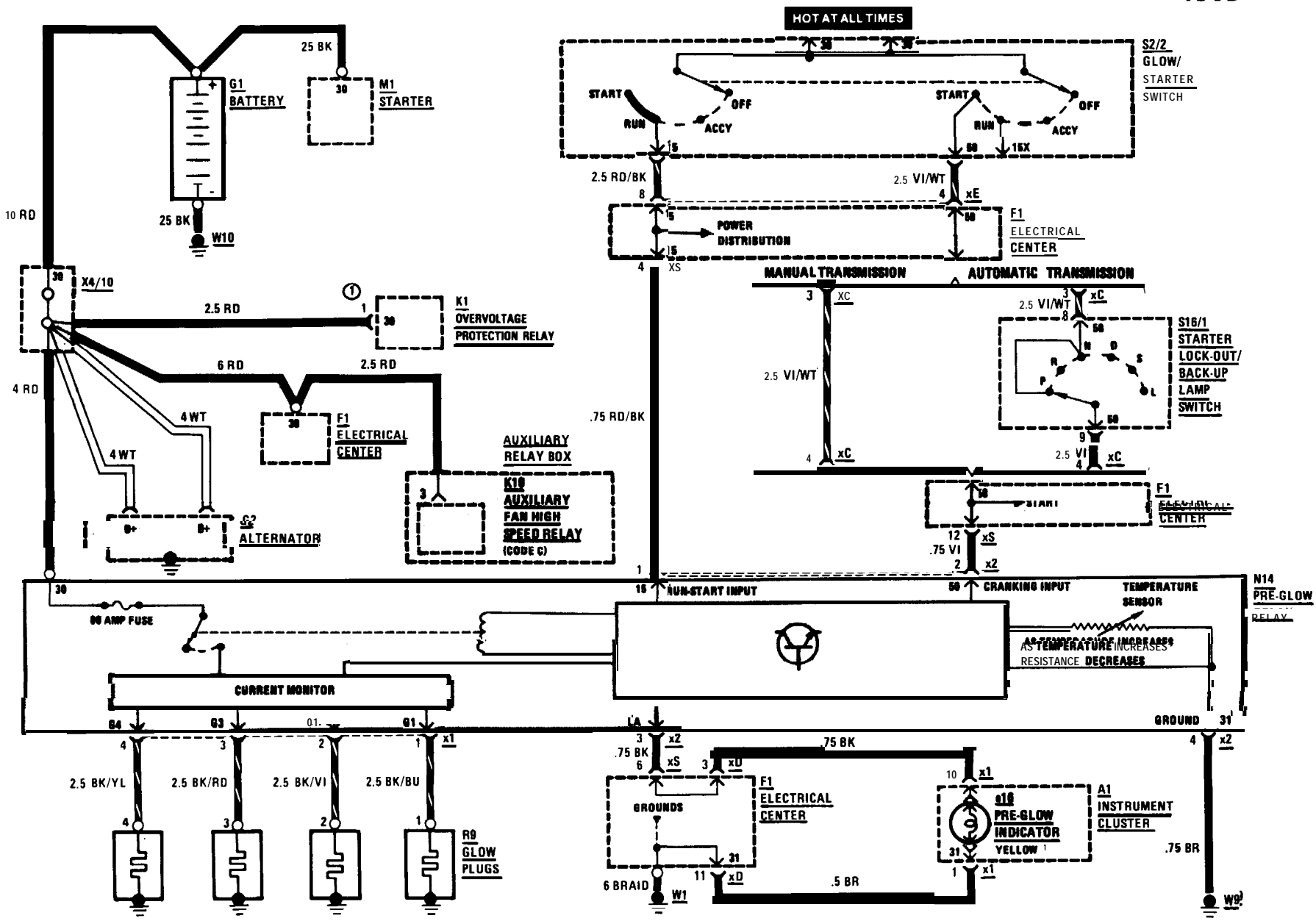


# START

AS OF MY 1984  
DIESEL



REVISIONS: ① AS OF MY 1986 EXCEPT 201.128  
 ② MODEL 201.126 6 BK  
 MODEL 201.128 10 BK  
 MOOEL201.122 10 RD  
 ③ AS OF MODEL YEAR 1987



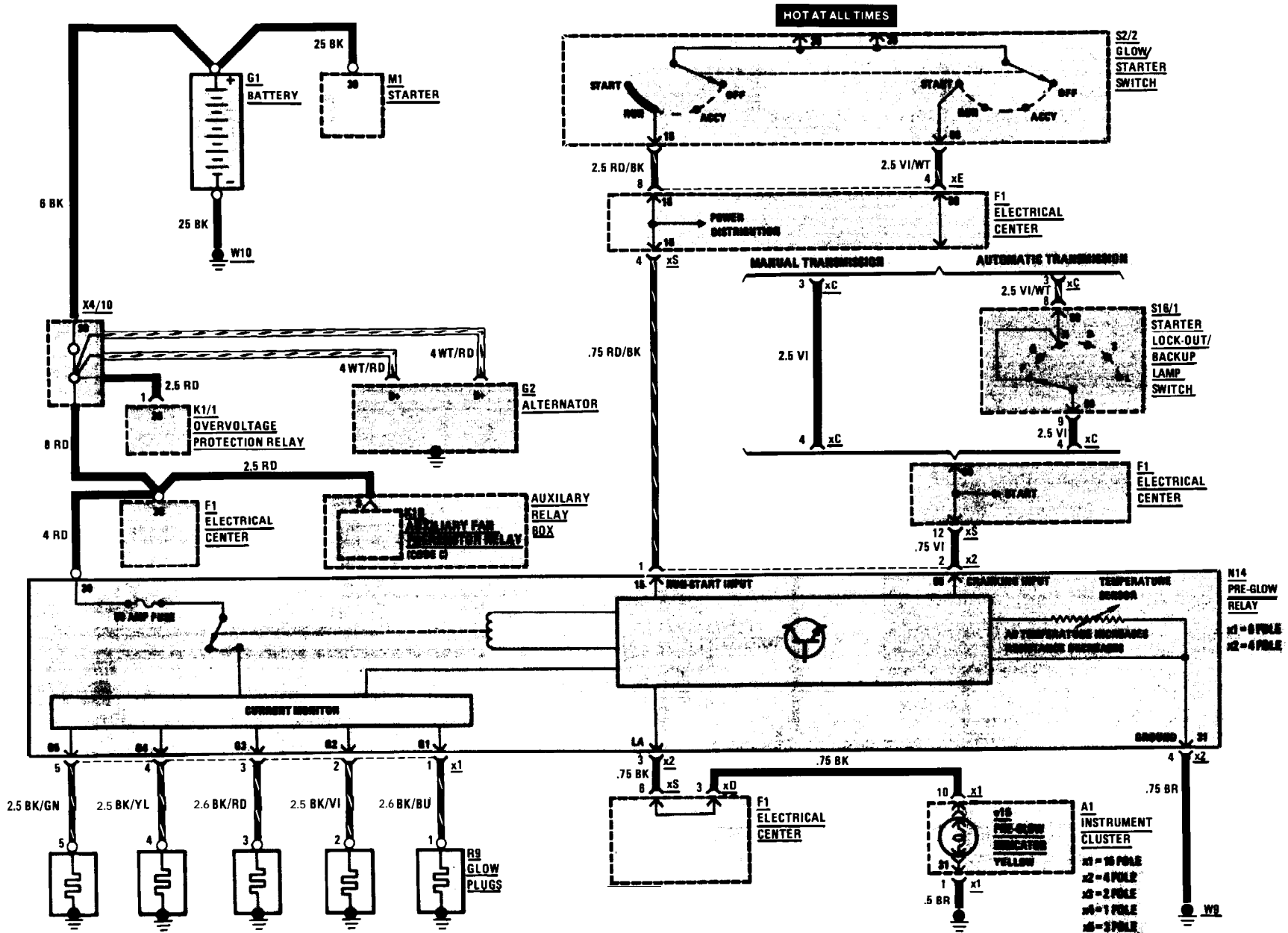
REVISIONS: ① AS OF MODEL YEAR 1985

# PREGLOW SYSTEM

MY 1986-1988  
190D 2.5

1/87

201.126



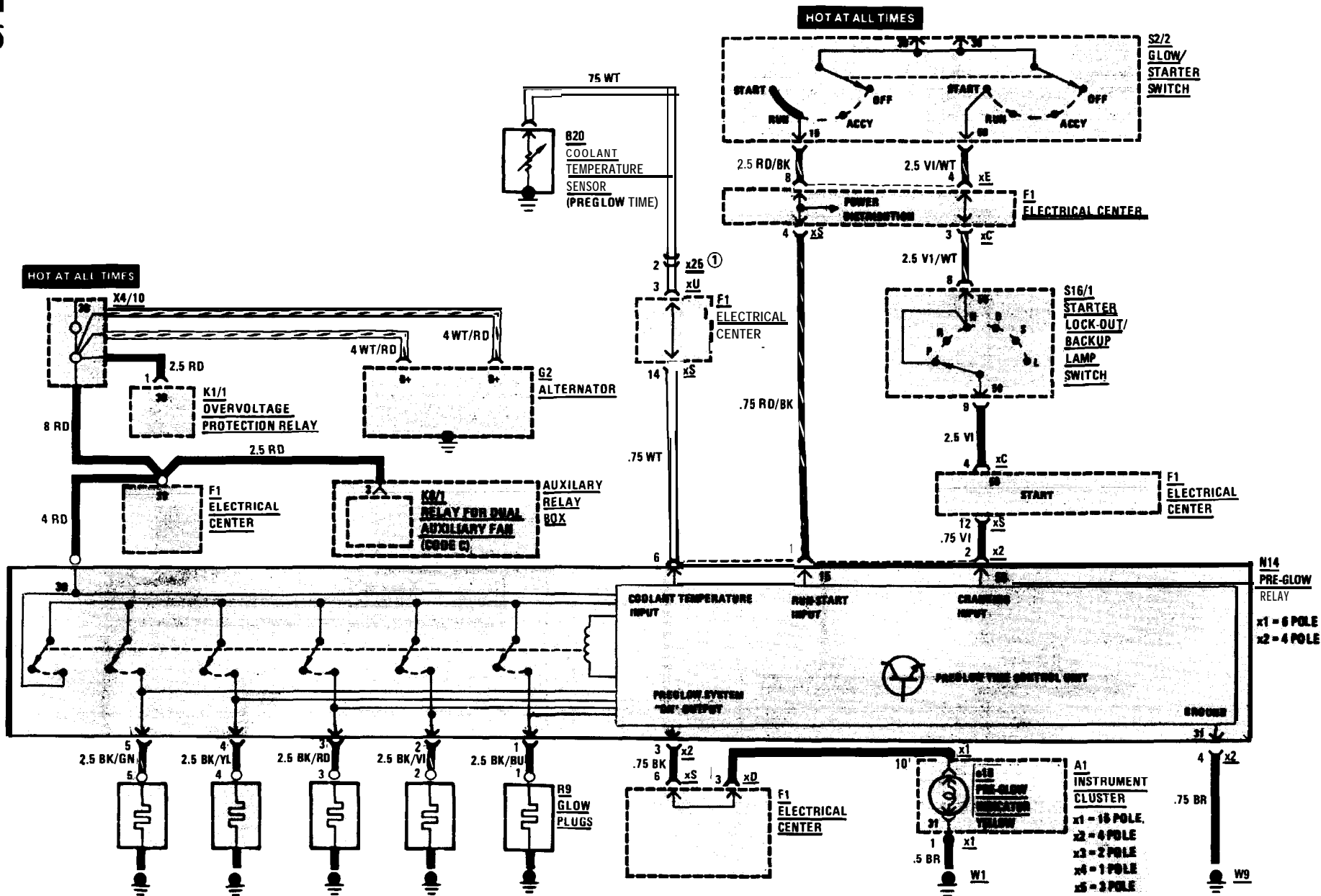
REVISIONS:

107/1

107/2

201.128

Supplement 7



REVISIONS: ① x25 USED AS OF MY 1999