

DECLARATION CE DE CONFORMITE
AVEC ANNEXE POUR REFERENCE A CERTIFICAT DELIVRE PAR
ORGANISME COMPETENT
EC DECLARATION OF CONFORMITY
WITH ANNEX REFERING TO A CERTIFICATE DELIVERED BY
A COMPETENT BODY

Fabriquant : MASSEY FERGUSON S.A.
Manufacturer

Adresse : Avenue Blaise Pascal, 60026 BEAUVAIS - FRANCE.
Address

Nom du signataire : Jacques DELASSUS
Signatory's name

Qualité : Directeur
Quality

Description du produit : Tracteur agricole CEM GAMME B
Product description

Le produit identifié ci-dessus est déclaré conforme aux dispositions de:
The identified product hereover is declared conform to the requirements of

- La Directive du Conseil 89/336/CEE du 3 Mai 1989 concernant le rapprochement des législations des Etats membres relatives à la compatibilité électromagnétique.
- Council Directive 89/336/EEC of 3 May 1989 on the approximation of the laws of the Members States relating to the electromagnetic compatibility.
- La Directive 72/245 modifiée par le Projet de révision n° III/5147/94 Rév.2 du 21 Décembre 1994 relatives aux véhicules à moteur.
- Directive 72/245 modified by the Project of Revision nb III/5147/94 Rev. 2 of 21 December 1994 relating to vehicles.

en raison de la délivrance par un Organisme Compétent du Certificat en annexe
due to the delivery by a Competent Body of the Certificate in annex.

Lieu : Beauvais
Location

Signature :
Signature



ANNEXE A DECLARATION CE DE CONFORMITE
ANNEX TO A **EC** DECLARATION OF CONFORMITY

Fabriquant : MASSEY FERGUSON S.A.
Manufacturer

Adresse : Avenue Blaise Pascal, 60026 BEAUVAIS - FRANCE.
Address

Identification du produit : Tracteur agricole CEM GAMME B
Product Identification

La conformité aux exigences de la Directive 89/336/CEE est reconnue pour le produit identifié ci-dessus par :
The Conformity to the requirements of the 89/336/EEC Directive of the hereover identified product is recognised by :

- Organisme compétent : LCIE
Competent body
- Adresse : 33, avenue du Général LECLERC
92260 FONTENAY aux ROSES - FRANCE
Address

qui a délivré le certificat dont les références sont :
who delivered the certificate which references are

- Numéro du certificat : UTAC 95/9290
Certificate number
- Date (Approbation LCIE) : 18 Décembre 1995
Date



TRACTORS 6110
6120
6130
6140
6150
6160
6170
6180
6190

CONTENTS	SECTION
GENERAL INFORMATION _____	1
Tractor identification	
Serial numbers	
Introduction	
Warranty, predelivery and installation	
Safety notes	
Safety decals	
INSTRUMENTS AND CONTROLS _____	2
OPERATION _____	3
Running in	
Driving the tractor	
MAINTENANCE AND ADJUSTMENTS _____	4
Maintenance guide	
Approved Lubricants	
Maintenance; greasing, changing the engine oil, batteries, fuses	
SPECIFICATIONS _____	5
ACCESSORIES AND OPTIONS _____	6
ALPHABETICAL INDEX _____	6

North American market only

CALIFORNIA

PROPOSITION 65 WARNING

Diesel engine exhaust and some of its constituents are known to the State of California to cause cancer, birth defects and other reproductive harm.

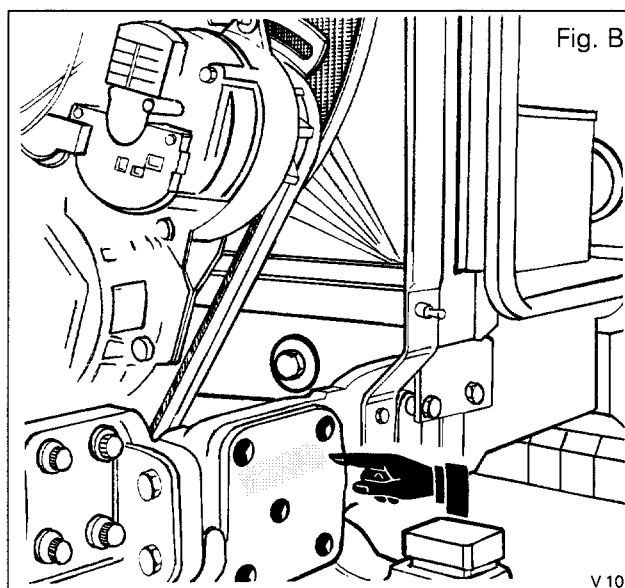
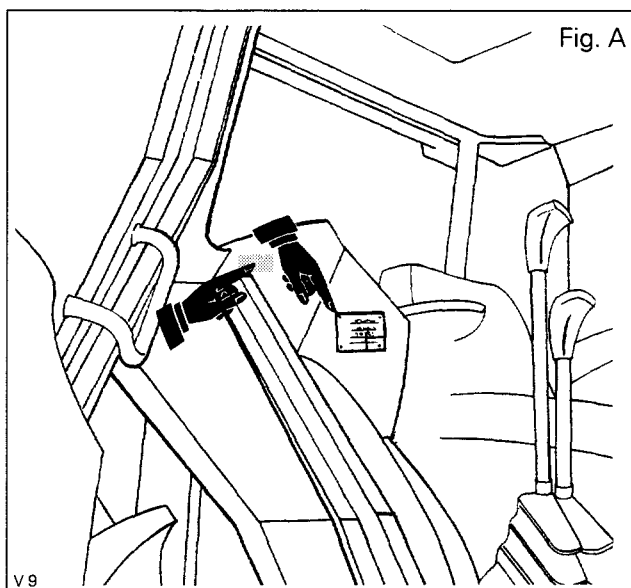
TRACTOR IDENTIFICATION

SERIAL NUMBER

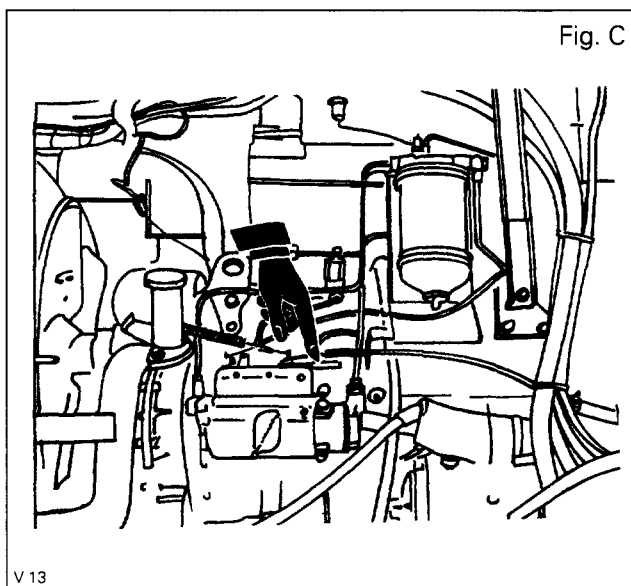
Important :

NOTE THE SERIAL NUMBER OF YOUR TRACTOR.
ALWAYS QUOTE THE SERIAL NUMBER IN ANY
COMMUNICATION TO YOUR MASSEY FERGUSON
DEALER.

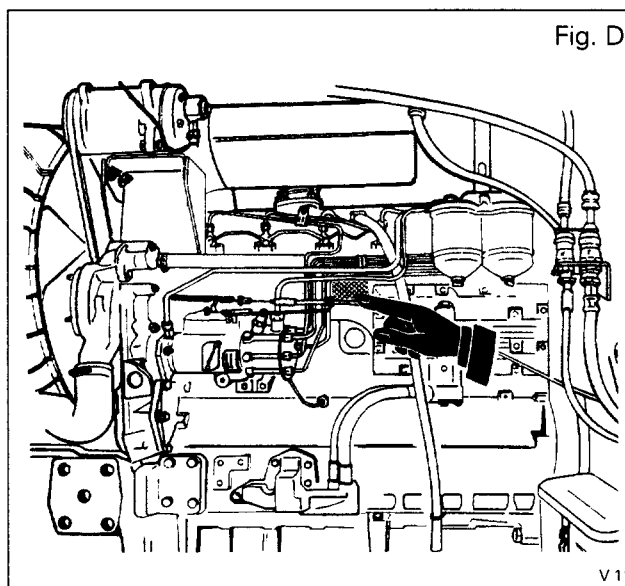
Tractor serial number



Engine serial number

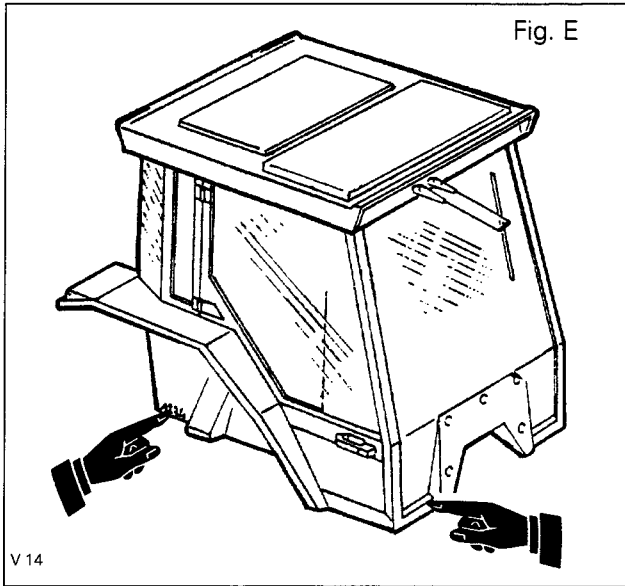


4 cyl. Engine

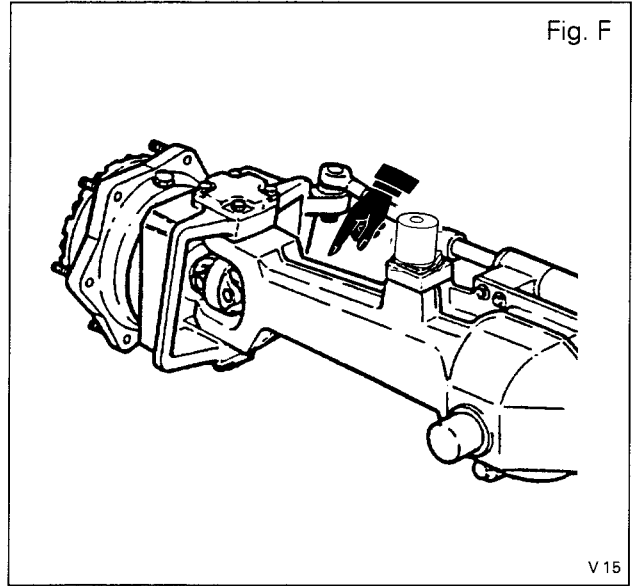


6 cyl. Engine

Cab serial number



Front axle serial number



Model

Owner or operator

Nearest Massey Ferguson Dealer

Date of installation

Expiration of warranty

KEEP THIS BOOK IN A SAFE LOCATION FOR REGULAR REFERENCE



INTRODUCTION - SAFETY PRECAUTIONS AND WARRANTY

CONTENTS	PAGE
Introduction _____	1-2
Massey Ferguson addresses _____	1-2
Warranty, pre-delivery and installation _____	1-3
Using the tractor on a public highway _____	1-3
Safety - Alert symbol and terms _____	1-4
Safety - Tractor and implement _____	1-4
Safety - Introduction _____	1-4
Safety - A word to the operator _____	1-4
Safety - Danger, warning and caution _____	1-5
Safety - Decals _____	1-5
Safety - Follow a safety program _____	1-5
Safety - Prepare for safe operation _____	1-7
Safety - Servicing the tractor _____	1-9
Safety - Starting _____	1-10
Safety - Work safely _____	1-11
Safety - After operation _____	1-17
Safety - Cab _____	1-17
Safety - Asbestos _____	1-18
Safety - Decal description _____	1-19 à 21
Safety - Decal location _____	1-22

INTRODUCTION - SAFETY PRECAUTIONS AND WARRANTY

INTRODUCTION

NOTE : *This book is published for world-wide distribution, and the availability of equipment shown either as basic or accessory may vary according to the territory in which the tractor is to be used. Full details of equipment available in your area can be obtained from your Massey Ferguson Dealer.*



This symbol is used throughout the book as a signal to indicate areas where care is required to ensure safe operation and maintenance.

The purpose of this book is to enable the owner and driver to operate and maintain the tractor efficiently in a safe manner. Provided that the instructions are followed carefully the tractor will give years of service in the Massey Ferguson tradition.

The installation of the product by the Dealer gives the opportunity to ensure that these operating and maintenance instructions are understood. Always consult your Dealer if you do not understand any part of this book. It is important that these instructions are understood and observed. Daily maintenance should become a routine and a record of hours in service should be kept.

When replacement parts are needed, only genuine Massey Ferguson service parts should be used. Massey Ferguson Dealers supply genuine parts and can give advice regarding their fitment and use. Extensive damage may occur as a result of the fitment of parts of inferior quality ; customers are advised to buy their service parts only from an authorized Massey Ferguson Dealer.



WARNING : *In some of the illustrations used in this book, panels or guards may have been removed for clarity. Never operate the tractor without these panels and guards fitted.*

Due to wide variations in operating conditions the Company cannot make comprehensive or definitive statements in its publications regarding performance or methods or use of its machines or accept liability for any loss or damage which may result from these statements or from any errors or omissions. If the tractor is to be used for abnormal conditions which may be detrimental (e.g. deep water or paddy fields), consult your Dealer for special instructions, or the warranty may be invalidated.

Customers are strongly advised to use an official Massey Ferguson Dealer in connection with any service Problems and adjustments that may occur. The Massey Ferguson Dealer Network is specially trained & equipped for all service work and to advise customers on the application of the tractor in local conditions.

MASSEY FERGUSON ADDRESSES

The names and addresses of Massey Ferguson Dealers World-Wide can be obtained by writing to one of the following addresses.

AGCO Corporation

Massey Ferguson
4830 River Green Parkway
DULUTH
GA 30136-2574
USA

Massey Ferguson (UK) Ltd.

PO Box 62
Banner Lane
Coventry CV 49 GF
England

Massey Ferguson S.A.

Avenue Blaise Pascal
B.P. 307
60026 BEAUVAIS Cedex
France

Massey Ferguson GMBH

Industriehof Postfach 5 20
3440 ESCHWEGE
Federal Republic of Germany

Massey Ferguson (Australia) Ltd

2 Devonshire Road
Sunshine
VICTORIA 3020
Australia

Massey Ferguson Iberia S.A.

Avenida via de las Dos Castillas, 31
Atica 7 - Edificio 5 - Bajo
28023 Pozuelo de Alarcon
MADRID
Espagne

WARRANTY, PRE-DELIVERY & INSTALLATION

The Company, when selling new goods to its Dealers gives a warranty which, subject to certain conditions, guarantees that the goods are free from defects in material and workmanship. Since this book is published for worldwide circulation, it is impossible to detail the exact terms and conditions of warranty that apply to a retail customer in any particular country. Purchasers of new Massey Ferguson equipment should request full details from their supplying Dealer.

In accordance with the Company's policy of continuous improvement to its machines, alterations in the specifications of machines may be made at any time without notice. The Company accepts no responsibility for discrepancies which may occur between the specifications of its machines and the descriptions there of contained in its publications.

A Dealer is required to carry out certain activities when supplying a new Massey Ferguson tractor. These consist of a full pre-delivery inspection to ensure that the tractor supplied is ready for immediate use and full instruction in the basic principles of operations will cover instruments and controls, routine maintenance and safety precautions. All persons who will be concerned with the operation and maintenance of the machine should be present for these instructions.

NOTE : *Massey Ferguson will not accept responsibility for any claim resulting from the fitting of non approved parts or attachments.*

The safety of the operator is a major factor in designing and developing a new Tractor. Designers build in as many safety features as possible. However, every year many accidents occur which could have been avoided by a few seconds thought and a more careful approach to handling farm machinery and implements. You, the operator, can avoid many accidents by observing the following instructions.

In order to provide a better view, certain illustrations shown in this Operator Instruction Book may show an assembly with the safety shield removed. A tractor must never be operated in this condition. Keep all shields in place. If the removal of a shield is necessary to make a repair, it MUST be replaced before operation.

USING THE TRACTOR ON A PUBLIC HIGHWAY

USA and Canada only.

When driving the tractor and implement on the road or highway (under 25 mph), whether at night or during the day, use accessory lights and a Slow Moving Vehicle (SMV) identification Emblem. The use of flashing amber lights is acceptable in most localities. However some localities prohibit their use. Local laws should be checked for all highway lighting and marking requirements. Use the safety chain. Refer to the implement Operator Instruction Book.

All other Territories

Operators should familiarise themselves with the provisions of the Road Traffic Acts and of the regulations made thereunder in order to ensure that when taking the tractor and attachments upon the highway, they comply with the statutory requirements. Always remember to observe the restrictions on the use of vehicles carrying projecting loads or implements.

INTRODUCTION - SAFETY PRECAUTIONS AND WARRANTY

SAFETY - ALERT SYMBOL AND TERMS

This Safety Alert Symbol means ATTENTION ! BECOME ALERT ! YOUR SAFETY IS INVOLVED !



The safety alert symbol identifies important safety messages on machines, safety signs, in manuals, or elsewhere. When you see this symbol, be alert to the possibility of personal injury or death. Follow the instructions in the safety message.

Why is SAFETY important to you ?

- ★ ACCIDENTS DISABLE AND KILL
- ★ ACCIDENTS ARE COSTLY
- ★ ACCIDENTS CAN BE AVOIDED

SAFETY - TRACTOR AND IMPLEMENT

The tractor is a source of power - Mechanical
- Hydraulic

- On its own, the tractor is of little practical value. Only when used in conjunction with an implement or other attachment does it become a working unit.
- This instruction book is compiled to cover those safe working practices that are associated with the base tractor operation.
- It does not cover all operation and safety instructions relevant to all known implements and attachments that may be fitted at the time of tractor delivery or at some future date.
- It is essential that operators use and understand the relevant instruction manual of such implements and attachments.

SAFETY - INTRODUCTION

This safety section of your Operator Instruction Book is intended to point out some of the basic safety situations which may be encountered during the normal operation and maintenance of your tractor, and to suggest possible ways of dealing with these situations. This section is NOT a replacement for other safety practices featured in other sections of this book.

Additional precautions may be necessary, depending on attachments used and conditions at the work site or in the service area. Massey Ferguson has no direct control over tractor application, operation, inspection, lubrication, or maintenance. Therefore it is YOUR responsibility to use good safety practices in these areas.

SAFETY - A WORD TO THE OPERATOR

It is YOUR responsibility to read and understand the safety section in this manual before operating your tractor. You must follow these safety instructions that take you step by step through your working day.

In reading this section, you will note that illustrations have been used to highlight certain situations. Each illustration is numbered and the same number appears in the text in parenthesis. This number is placed at the end of the written text that refers to the illustration.

Remember that YOU are the key to safety. Good safety practices not only protect you, but also the people around you. Study the features in this manual and make them a working part of your safety program.