



**BP 249  
44158 ANCENIS CEDEX - FRANCE  
TEL: 33 (0)2 40 09 10 11**

YOUR DEALER

547973 EN (12/10/2007)

**MT 728 Série C-E2  
MT 732 Série C-E2  
MT 732 Turbo Série C-E2  
MT 928 Série C-E2  
MT 932 Série C-E2  
MT 932 Turbo Série C-E2  
MT 1030 S Série 3-E2  
MT 1030 S Turbo Série 3-E2**

**OPERATOR'S MANUAL**

# 1 - OPERATING AND SAFETY INSTRUCTIONS

## 2 - DESCRIPTION

## 3 - MAINTENANCE

## 4 - ADAPTABLE ATTACHMENTS IN OPTION ON THE RANGE

16/04/2007

**1ST DATE OF ISSUE**

12/10/2007

**UP DATING**

**ADDING :** MT 728 Série C-E2

MT 732 Série C-E2

MT 732 Turbo Série C-E2

MT 928 Série C-E2

MT 932 Série C-E2

MT 932 Turbo Série C-E2



# ***1 - OPERATING AND SAFETY INSTRUCTIONS***

# TABLE OF CONTENTS

<b>INSTRUCTIONS TO THE COMPANY MANAGER</b>	<b>1 - 4</b>
<b>THE OPERATOR</b>	<b>1 - 4</b>
<b>THE LIFT TRUCK</b>	<b>1 - 4</b>
A - THE LIFT TRUCK'S SUITABILITY FOR THE JOB	1 - 4
B - ADAPTATION OF THE LIFT TRUCK TO STANDARD ENVIRONMENTAL CONDITIONS	1 - 4
C - MODIFICATION OF THE LIFT TRUCK	1 - 5
<b>THE INSTRUCTIONS</b>	<b>1 - 5</b>
<b>THE MAINTENANCE</b>	<b>1 - 5</b>
<b>INSTRUCTIONS FOR THE OPERATOR</b>	<b>1 - 6</b>
<b>PREAMBULE</b>	<b>1 - 6</b>
<b>GENERAL INSTRUCTIONS</b>	<b>1 - 6</b>
A - OPERATOR'S MANUAL	1 - 6
B - AUTHORIZATION FOR USE IN FRANCE (or see current legislation in other countries)	1 - 6
C - MAINTENANCE	1 - 6
D - MODIFICATION OF THE LIFT TRUCK	1 - 6
E - LIFTING PEOPLE	1 - 7
<b>OPERATING INSTRUCTIONS UNLADEN AND LADEN</b>	<b>1 - 8</b>
A - BEFORE STARTING THE LIFT TRUCK	1 - 8
B - DRIVER'S OPERATING INSTRUCTIONS	1 - 8
C - ENVIRONMENT	1 - 9
D - VISIBILITY	1 - 9
E - STARTING THE LIFT TRUCK	1 - 10
F - DRIVING THE LIFT TRUCK	1 - 10
G - STOPPING THE LIFT TRUCK	1 - 11
H - DRIVING THE LIFT TRUCK ON THE PUBLIC HIGHWAY	1 - 12
<b>INSTRUCTIONS FOR HANDLING A LOAD</b>	<b>1 - 14</b>
A - CHOICE OF ATTACHMENTS	1 - 14
B - MASS OF LOAD AND CENTRE OF GRAVITY	1 - 14
C - LONGITUDINAL STABILITY ALARM	1 - 14
D - TRANSVERSE ATTITUDE OF THE LIFT TRUCK	1 - 15
E - TAKING UP A LOAD ON THE GROUND	1 - 15
F - TAKING UP AND LAYING A HIGH LOAD ON TYRES	1 - 16
G - TAKING UP AND LAYING A HIGH LOAD ON STABILIZERS	1 - 18
<b>OPERATING INSTRUCTIONS THE PLATFORM</b>	<b>1 - 20</b>
A - DISPOSITION IN THE PLATFORM	1 - 20
B - OPERATING THE PLATFORM	1 - 20
C - ENVIRONMENT	1 - 20
<b>INSTRUCTIONS FOR USING THE RADIO-CONTROL</b>	<b>1 - 21</b>
<b>MAINTENANCE INSTRUCTIONS OF THE LIFT TRUCK</b>	<b>1 - 22</b>
<b>GENERAL INSTRUCTIONS</b>	<b>1 - 22</b>
<b>MAINTENANCE</b>	<b>1 - 22</b>
<b>LUBRICANT AND FUEL LEVELS</b>	<b>1 - 22</b>
<b>HYDRAULIC</b>	<b>1 - 22</b>
<b>ELECTRICITY</b>	<b>1 - 22</b>
<b>WELDING</b>	<b>1 - 23</b>
<b>WASHING THE LIFT TRUCK</b>	<b>1 - 23</b>
<b>IF THE LIFT TRUCK IS NOT TO BE USED FOR A LONG TIME</b>	<b>1 - 24</b>
<b>INTRODUCTION</b>	<b>1 - 24</b>
<b>PREPARING THE LIFT TRUCK</b>	<b>1 - 24</b>
<b>PROTECTING THE I.C. ENGINE</b>	<b>1 - 24</b>
<b>PROTECTING THE LIFT TRUCK</b>	<b>1 - 24</b>
<b>BRINGING THE LIFT TRUCK BACK INTO SERVICE</b>	<b>1 - 25</b>

# INSTRUCTIONS TO THE COMPANY MANAGER

## THE OPERATOR

- Only qualified, authorized personnel can use the lift truck. This authorization is given in writing by the appropriate person in the establishment with respect to the use of lift trucks and must be carried permanently by the operator.

**⚠** *On the basis of experience, there are a number of possible situations in which operating the lift truck is contra-indicated. Such foreseeable abnormal uses, the main ones being listed below, are strictly forbidden.*

- *The foreseeable abnormal behaviour resulting from ordinary neglect, but does not result from any wish to put the machinery to any improper use.*
  - *The reflex reactions of a person in the event of a malfunction, incident, fault, etc. during operation of the lift truck.*
  - *Behaviour resulting from application of the «principle of least action» when performing a task.*
  - *For certain machines, the foreseeable behaviour of such persons as: apprentices, teenagers, handicapped persons, trainees tempted to drive a lift truck, operator tempted to operate a truck to win a bet, in competition or for their own personal experience.*
- The person in charge of the equipment must take these criteria into account when assessing whether or not a person will make a suitable driver.*

## THE LIFT TRUCK

### A - THE TRUCK'S SUITABILITY FOR THE JOB

- MANITOU has ensured that this lift truck is suitable for use under the standard operating conditions defined in this operator's manual, with a **STATIC** test coefficient **OF 1.33** and a **DYNAMIC** test coefficient **OF 1**, as specified in harmonized norm **EN 1459** for variable range trucks.

- Before commissioning, the company manager must make sure that the lift truck is appropriate for the work to be done, and perform certain tests (in accordance with current legislation).

### B - ADAPTATION OF THE LIFT TRUCK TO STANDARD ENVIRONMENTAL CONDITIONS

- In addition to series equipment mounted on your lift truck, many options are available, such as: road lighting, stop lights, flashing light, reverse lights, reverse buzzer alarm, front light, rear light, light at the jib head, etc.

- The operator must take into account the operating conditions to define the lift truck's signalling and lighting equipment. Contact your dealer.

- Take into account climatic and atmospheric conditions of the site of utilisation.

- . Protection against frost (see: 3 - MAINTENANCE: LUBRICANTS AND FUEL).
- . Adaptation of lubricants (ask your dealer for information).
- . I.C. engine filtration (see: 3 - MAINTENANCE: FILTERS CARTRIDGES AND BELTS).

**⚠** *For operation under average climatic conditions, i.e.: between -15 °C and +35 °C, correct levels of lubricants in all the circuits are checked in production. For operation under more severe climatic conditions, before starting up, it is necessary to drain all the circuits, then ensure correct levels of lubricants using lubricants properly suited to the relevant ambient temperatures. It is the same for the cooling liquid.*

- A lift truck operating in an area without fire extinguishing equipment must be equipped with an individual extinguisher. There are solutions, consult your dealer.

**⚠** *Your lift truck is designed for outdoor use under normal atmospheric conditions and indoor use in suitably aerated and ventilated premises. It is prohibited to use the lift truck in areas where there is a risk of fire or which are potentially explosive (e.g. Refinerles, fuel or gas depots, stores of inflammable products...). For use in these areas, specific equipment is available (ask your dealer for information).*

- Our trucks comply with Directive 89/336/EC concerning electromagnetic compatibility (EMC), and with the corresponding harmonized norm EN 12895. Their proper operation is no longer guaranteed if they are used within areas in which the electromagnetic fields exceed the limit specified by that norm (10 V/m).

- Directive 2002/44/EC requires company managers to not expose their employees to excessive vibration doses. There is no recognized code of measurement for comparing the machines of different manufacturers. The actual doses received can therefore be measured only under actual operating conditions at the user's premises.

- The following are some tips for minimizing these vibration doses:

- Select the most suitable lift truck and attachment for the intended use.
- Adapt the seat adjustment to the operator's weight (according to lift truck model) and maintain it in good condition, as well as the cab suspension. Inflate the tires in accordance with recommendations.
- Ensure that the operators adapt their operating speed to suit the conditions on site.
- As far as possible, arrange the site in such a way as to provide a flat running surface and remove obstacles and harmful potholes.

### **C - MODIFICATION OF THE LIFT TRUCK**

- For your safety and that of others, you must not change the structure and settings of the various components used in your lift truck (hydraulic pressure, calibrating limiters, I.C. engine speed, addition of extra equipment, addition of counterweight, unapproved attachments, alarm systems, etc.) yourself. In this event, the manufacturer cannot be held responsible.

### **THE INSTRUCTIONS**


---

- The operator's manual must always be in good condition and kept in the place provided on the lift truck and in the language used by the operator.
- The operator's manual and any plates or stickers which are no longer legible or are damaged, must be replaced immediately.

### **THE MAINTENANCE**

---

- Maintenance or repairs other than those detailed in part: 3 - MAINTENANCE must be carried out by qualified personnel (consult your dealer) and under the necessary safety conditions to maintain the health of the operator and any third party.

 ***Your lift truck must be inspected periodically to ensure that it remains in compliance. The frequency of this inspection is defined by current legislation in the country in which the lift truck is used.***


# INSTRUCTIONS FOR THE OPERATOR

## PREAMBULE

WHENEVER YOU SEE THIS SYMBOL IT MEANS:



**WARNING ! BE CAREFUL ! YOUR SAFETY OR THE SAFETY OF THE LIFT TRUCK IS AT RISK.**

 **The risk of accident while using, servicing or repairing your lift truck can be restricted if you follow the safety instructions and safety measures detailed in these instructions.**

- Only the operations and manoeuvres described in these operator's manual must be performed. The manufacturer cannot predict all possible risky situations. Consequently, the safety instructions given in the operator's manual and on the lift truck itself are not exhaustive.
- At any time, as an operator, you must envisage, within reason, the possible risk to yourself, to others or to the lift truck itself when you use it.

 **Failure to respect the safety and operating instructions, or the instructions for repairing or servicing your lift truck may lead to serious, even fatal accident.**

## GENERAL INSTRUCTIONS

### A - OPERATOR'S MANUAL

- Read the operator's manual carefully.
- The operator's manual must always be in good condition and in the place provided for it on the lift truck.
- You must report any plates and stickers which are no longer legible or which are damaged.


### B - AUTHORIZATION FOR USE IN FRANCE

**(or see current legislation in other countries)**

- Only qualified, authorized personnel may use the lift truck. This authorization is given in writing by the appropriate person in the company, in charge of using the lift truck, and must be permanently carried by the operator.
- The operator is not competent to authorise the driving of the lift truck by another person.

### C - MAINTENANCE

- The operator must immediately advise his superior if his lift truck is not in good working order or does not comply with the safety notice.
- The operator is prohibited from carrying out any repairs or adjustments himself, unless he has been trained for this purpose. He must keep the lift truck properly cleaned if this is among his responsibilities.
- The operator must carry out daily maintenance (see: 3 - MAINTENANCE: A - DAILY OR EVERY 10 HOURS SERVICE).
- The operator must ensure tyres are adapted to the nature of the ground (see area of the contact surface of the tyres in the chapter: 2 - DESCRIPTION: CHARACTERISTICS). There are optional solutions, consult your dealer.
  - . SAND tyres.
  - . LAND tyres.
  - . Snow chains.

 **Do not use the lift truck if the tyres are incorrectly inflated, damaged or excessively worn, because this could put your own safety or that of others at risk, or cause damage to the lift truck itself. The fitting of foam inflated tyres is prohibited and is not guaranteed by the manufacturer, excepting prior authorisation.**


### D - MODIFICATION OF THE LIFT TRUCK

- For your safety and that of others, you must not change the structure and settings of the various components used in your lift truck (hydraulic pressure, calibrating limiters, I.C. engine speed, addition of extra equipment, addition of counterweight, unapproved attachments, alarm systems, etc.) yourself. In this event, the manufacturer cannot be held responsible.



## E - LIFTING PEOPLE

- The use of working equipment and load lifting attachments to lift people is:
  - either forbidden
  - or authorized exceptionally and under certain conditions (see current regulations in the country in which the lift truck is used).
- The pictogram posted at the operator station reminds you that:
  - Left-hand column
    - It is forbidden to lift people, with any kind of attachment, using a non-ORH lift truck.
  - Right-hand column
    - With an ORH lift truck, people can only be lifted using platforms designed by MANITOU for the purpose.
- MANITOU sells equipment specifically designed for lifting people (OPTION ORH lift truck, contact your dealer).



**A - BEFORE STARTING THE LIFT TRUCK**

- Carry out daily maintenance (see: 3 - MAINTENANCE: A - DAILY OR EVERY 10 HOURS SERVICE).
- Make sure the lights, indicators and windscreen wipers are working properly.
- Make sure the rear view mirrors are in good condition, clean and properly adjusted.
- Make sure the horn works.

**B - DRIVER'S OPERATING INSTRUCTIONS**

- Whatever his experience, the operator is advised to familiarize himself with the position and operation of all the controls and instruments before operating the lift truck.
- Wear clothes suited for driving the lift truck, avoid loose clothes.
- Make sure you have the appropriate protective equipment for the job to be done.
- Prolonged exposure to high noise levels may cause hearing problems. It is recommended to wear ear muffs to protect against excessive noise.
- Always face the lift truck when getting into and leaving the driving seat and use the handle(s) provided for this purpose. Do not jump out of the seat to get down.
- Always pay attention when using the lift truck. Do not listen to the radio or music using headphones or earphones.
- Never operate the lift truck when hands or feet are wet or soiled with greasy substances.
- For increased comfort, adjust the seat to your requirements and adopt the correct position in the driver's cab.



*Under no circumstances must the seat be adjusted while the lift truck is moving.*

- The operator must always be in his normal position in the driver's cab. It is prohibited to have arms or legs, or generally any part of the body, protruding from the driver's cab of the lift truck.
- The safety belt must be worn and adjusted to the operator's size.
- The control units must never in any event be used for any other than their intended purposes (e.g. climbing onto or down from the lift truck, portmanteau, etc.).
- If the control components are fitted with a forced operation (lever lock) device, it is forbidden to leave the cab without first putting these controls in neutral.
- It is prohibited to carry passengers either on the lift truck or in the cab.