


Linde

LINDE LIFT TRUCK CORP.

A MEMBER OF THE LINDE GROUP



IC Sit-Down Rider Trucks

SAFETY TIPS

and a guide to the
Information Plates,
Operation and Warning Decals
found on your truck

161970 February 2003

Foreword

This Operator's Manual is not a training manual. It is a guide to help Operators safely operate their equipment by pointing out the correct methods and procedures. The Operator's Manual cannot cover every possible hazard or potential accident situation. It is up to you, the Operator, to avoid or correct these potential dangers. It is important that you know and understand the information in this manual as well as the equipment you will be operating. Do not operate a damaged or malfunctioning truck. Practice safe operation every time you use your lift truck so that we can join together to set high standards for safety.

The lift truck is designed for lifting and transporting of pallets or loads of material. The truck is designed for operation on smooth and dry surfaces. The truck has the ability to climb or descend smooth and dry ramps with or without a load. Ensure you use the truck only for the job it was intended to do.

NOTE:

The descriptions and specifications included in this manual were in effect at the time of printing. Linde Lift Truck Corporation reserves the right to make improvements and changes in specifications or design without notice and without incurring obligation. Please check with your authorized Linde dealer for information on possible updates or revisions.

Regular care and maintenance of your truck is not only important for full and efficient truck life, it is essential for equipment and Operator safety. The importance of maintaining the truck in a safe operating condition with regular planned servicing and prompt repairs when necessary cannot be emphasized too strongly. Experience has shown that powered industrial trucks can cause injury if improperly used or maintained. To assist in keeping your truck in service and in good operating condition, a Maintenance section is included in this manual.

The section outlines maintenance and inspection procedures to be done at regular intervals. These procedures are considered essential to the life and safe performance of your truck.

The following highlighted data and information are used in this manual to ensure safe operating and maintenance procedures. Heed them.

NOTE:

Indicates information or points of particular interest for more efficient and convenient operation.

This manual contains operating and periodic maintenance instructions as well as specifications for the lift truck. The manual is designed to assist in the proper care and maintenance of your truck while providing maximum safety and efficient operation. Consider this manual a special tool which, if properly applied, can help ensure years of safe and efficient material handling. Your local dealer or the factory can arrange for Operator training and/or maintenance instructions for your truck should you need them.

Parts and Service

See your Linde dealer for genuine Linde parts (the only factory-authorized replacements), factory-trained service personnel and manuals for your equipment.

General Safety Rules

Safety signs and messages are placed in this manual and on the truck to provide instructions and identify specific areas where potential hazards exist and special precautions should be taken. Know and understand the meaning of these instructions, signs, and messages. Damage to the truck, death or serious injury to you or others may result if these messages are not followed.

**CAUTION:**

INDICATES A POTENTIALLY HAZARDOUS SITUATION, WHICH IF NOT AVOIDED, MAY RESULT IN MINOR OR MODERATE INJURY. IT MAY ALSO RESULT IN DAMAGE TO YOUR MACHINE.

**WARNING:**


INDICATES A POTENTIALLY HAZARDOUS SITUATION WHICH IF NOT AVOIDED COULD RESULT IN DEATH OR SERIOUS INJURY.

**DANGER**

INDICATES AN IMMINENTLY HAZARDOUS SITUATION WHICH IF NOT AVOIDED WILL RESULT IN DEATH OR SERIOUS INJURY.

You, as the Operator, are ultimately responsible for your own safety and the safety of those around you. **Read and Study** this manual. Be sure to understand all the operating procedures and safety precautions before operating the truck.

SAFETY TIPS



The Occupational Safety and Health Act (OSHA) states, “The employer shall ensure that each powered industrial truck operator is competent to operate a powered industrial truck safely, as demonstrated by the successful completion of the training and evaluation specified in this paragraph.” **Do not attempt to operate this truck unless you are fully trained and authorized.**

Before Operation

Before using the truck, inspect your work area. Check that it is neat, well lit, adequately ventilated, and free from hazardous material. Aisles and roadways should be unobstructed and well marked.

Fire extinguishers and other emergency equipment should be visible and easy to reach. Wear safety equipment when required. Don't smoke in “No Smoking” areas, when refueling. Don't mix drugs or alcohol with your job.

The truck is designed for safety. **Unauthorized additions or modifications** without Linde's approval are **prohibited**. Do not remove or alter nameplates.

If you have any questions or concerns about lift truck safety, talk to your supervisor. If an accident should occur, report it *immediately*.



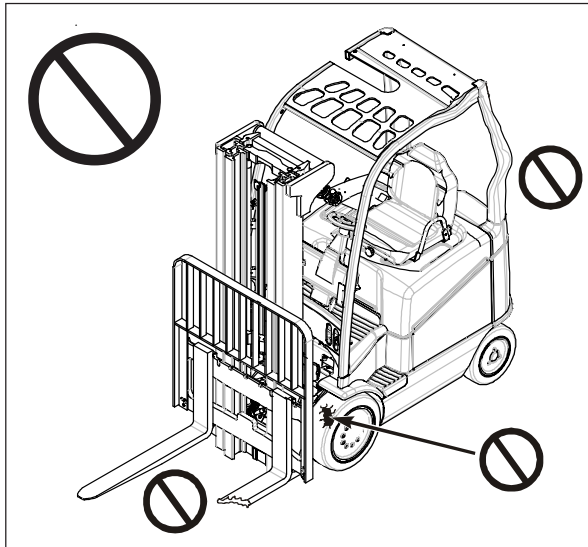
Start the engine only when securely seated in the operator's compartment.

SAFETY TIPS



 **CAUTION:**

Do not make repairs yourself. Lift truck mechanics are trained professionals. They know how to make repairs. Periodic maintenance is vital to safe operation of the truck. Adhere to a strict inspection, lubrication, and maintenance schedule. Allow only authorized personnel to work on the truck.



 **WARNING:**

Do not operate a damaged or defective lift.

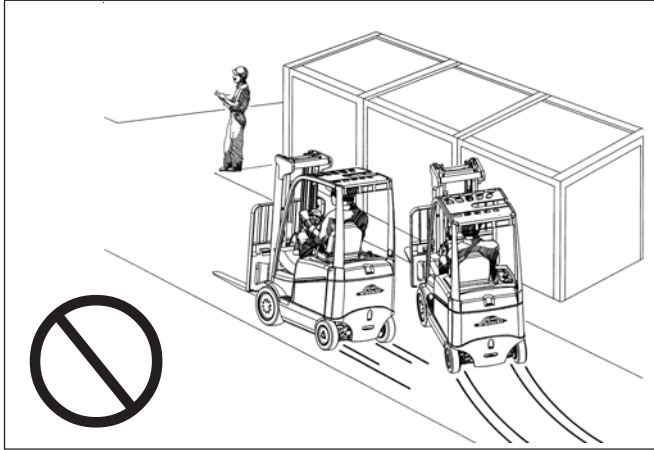
 **CAUTION:**

If warning decals are damaged or missing, they must be replaced.

Know your Truck's capacity. The capacity of your truck is listed on the Capacity Plate. Read and understand the Capacity Plate. The capacity of your truck is listed on the Data Plate. Never attempt to lift or transport a load exceeding the truck's rated capacity.

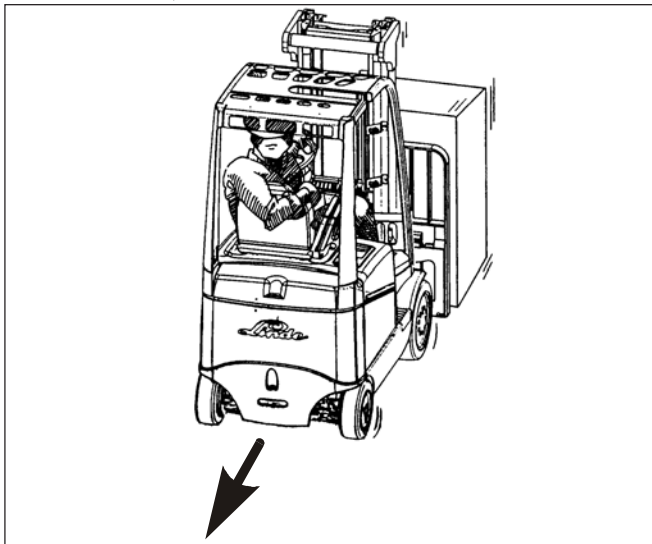
 **WARNING:**

Never attempt to lift or transport a load exceeding the trucks rated capacity.




PEDESTRIANS

Watch out for pedestrians. Always yield the right-of-way to pedestrians. Do not drive the truck up to anyone standing in front of a rack or other fixed object. Do not pass another truck traveling in the same direction at an intersection, blind spot or other dangerous location. Sound horn at intersections and other locations where vision is obstructed. Always look in the direction of travel.




If your vision is restricted, then operate the truck in reverse. Be sure to pivot in your seat to the right to provide maximum visibility to the rear.

SAFETY TIPS



Do not engage in stunt driving or horseplay. Use lights in dark and dim areas. Always ensure that there are no pedestrians in the trucks rear swing area before turning. Watch for pedestrians beside the truck.




⚠ DANGER

Watch for people in your work area because they may not watch for you, even if you have lights or alarms.

OPERATING POSITION

Face the truck when mounting and dismounting. Maintain a three-point contact, one foot and two hands with the truck when mounting or dismounting. Never exit a moving truck. Never jump on or off the truck.



WARNING:

Operate the truck only when you are in the normal operating position. Keep hands and feet inside the Operator's Compartment.



WARNING:

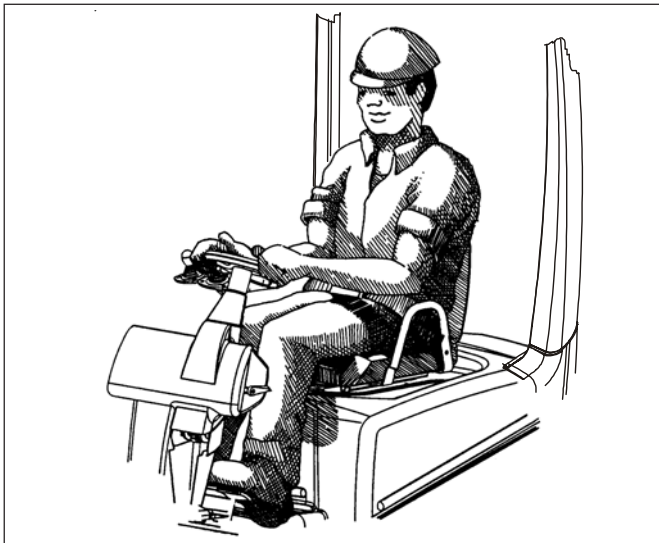
Keep hands, feet and legs out of the upright.

SAFETY TIPS



DANGER

Never allow anyone to walk under raised forks.



Wear your seat belt at all times when operating the truck.