

WSM

WORKSHOP MANUAL DIESEL ENGINE

**V3300-E2B
V3300-T-E2B**

Kubota



TO THE READER

This Workshop Manual has been prepared to provide servicing personnel with information on the mechanism, service and maintenance of KUBOTA Diesel Engine V3300-E2B, V3300-T-E2B. It is divided into three parts, "General", "Mechanism" and "Servicing".

■ General

Information on the engine identification, the general precautions, maintenance check list, check and maintenance and special tools are described.

■ Mechanism

Information on the construction and function are included. This part should be understood before proceeding with troubleshooting, disassembling and servicing.

Refer to Diesel Engine Mechanism Workshop Manual (Code No. 97897-01872) for the one which has not been described to this workshop manual.

■ Servicing

Information on the troubleshooting, servicing specification lists, tightening torque, checking and adjusting, disassembling and assembling, and servicing which cover procedures, precautions, factory specifications and allowable limits.

All information illustrations and specifications contained in this manual are based on the latest product information available at the time of publication.

The right is reserved to make changes in all information at any time without notice.

Due to covering many models of this manual, information or picture being used have not been specified as one model.

March 2004

© KUBOTA Corporation 2004

0000004809E

SAFETY FIRST

This symbol, the industry's "Safety Alert Symbol" is used throughout this manual and on labels on the machine itself to warn of the possibility of personal injury. Read these instructions carefully. It is essential that you read the instructions and safety regulations before you attempt to repair or use this unit.



DANGER

- Indicates an imminently hazardous situation which, if not avoided, will result in death or serious injury.



WARNING

- Indicates a potentially hazardous situation which, if not avoided, could result in death or serious injury.



CAUTION

- Indicates a potentially hazardous situation which, if not avoided, may result in minor or moderate injury.

■ IMPORTANT

- Indicates that equipment or property damage could result if instructions are not followed.

■ NOTE

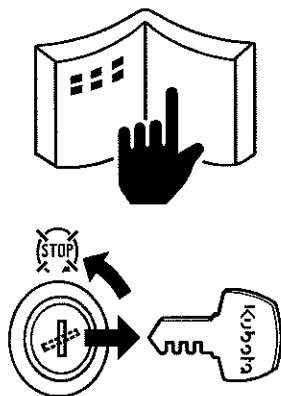
- Gives helpful information.

0000001386E

BEFORE SERVICING AND REPAIRING

- Read all instructions and safety instructions in this manual and on your engine safety decals.
- Clean the work area and engine.
- Park the machine on a firm and level ground.
- Allow the engine to cool before proceeding.
- Stop the engine, and remove the key
- Disconnect the battery negative cable

0000001387E


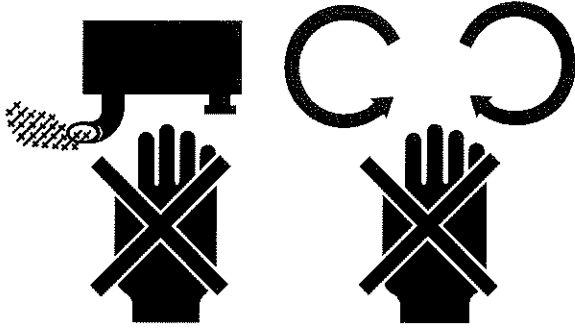


SAFETY STARTING

- Do not start the engine by shorting across starter terminals or bypassing the safety start switch.
- Unauthorized modifications to the engine may impair the function and / or safety and affect engine life.

0000001388E





SAFETY WORKING


- Do not work on the machine while under the influence of alcohol, medication, or other substances or while fatigued.
- Wear close fitting clothing and safety equipment appropriate to the job.
- Use tools appropriate to the work. Makeshift tools, parts, and procedures are not recommended.
- When servicing is performed together by two or more persons, take care to perform all work safely.
- Do not touch the rotating or hot parts while the engine is running.
- Never remove the radiator cap while the engine is running, or immediately after stopping. Otherwise, hot water will spout out from radiator. Only remove radiator cap when cool enough to touch with bare hands. Slowly loosen the cap to first stop to relieve pressure before removing completely.
- Escaping fluid (fuel or hydraulic oil) under pressure can penetrate the skin causing serious injury. Relieve pressure before disconnecting hydraulic or fuel lines. Tighten all connections before applying pressure.
- Wear a suitable hearing protective device such as earmuffs or earplugs to protect against objectionable or uncomfortable loud noises.

0000001389E

AVOID FIRES

- Fuel is extremely flammable and explosive under certain conditions. Do not smoke or allow flames or sparks in your working area.
- To avoid sparks from an accidental short circuit, always disconnect the battery negative cable first and connect it last.
- Battery gas can explode. Keep sparks and open flame away from the top of battery, especially when charging the battery.
- Make sure that no fuel has been spilled on the engine.


0000001390E



VENTILATE WORK AREA


- If the engine must be running to do some work, make sure the area is well ventilated. Never run the engine in a closed area. The exhaust gas contains poisonous carbon monoxide.

0000001391E

DISPOSE OF FLUIDS PROPERLY

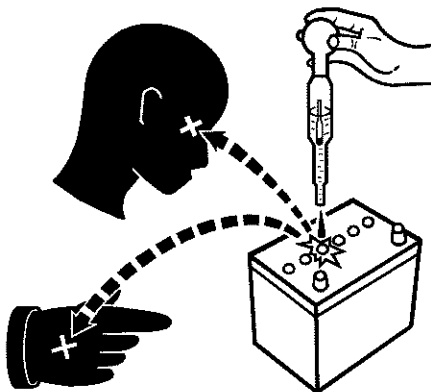
- Do not pour fluids into the ground, down a drain, or into a stream, pond, or lake. Observe relevant environmental protection regulations when disposing of oil, fuel, coolant, electrolyte and other harmful waste.

0000001393E

PREVENT ACID BURNS


- Sulfuric acid in battery electrolyte is poisonous. It is strong enough to burn skin, clothing and cause blindness if splashed into eyes. Keep electrolyte away from eyes, hands and clothing. If you spill electrolyte on yourself, flush with water, and get medical attention immediately.

0000001392E

PREPARE FOR EMERGENCIES

- Keep a first aid kit and fire extinguisher handy at all times.
- Keep emergency numbers for doctors, ambulance service, hospital and fire department near your telephone.

0000001394E



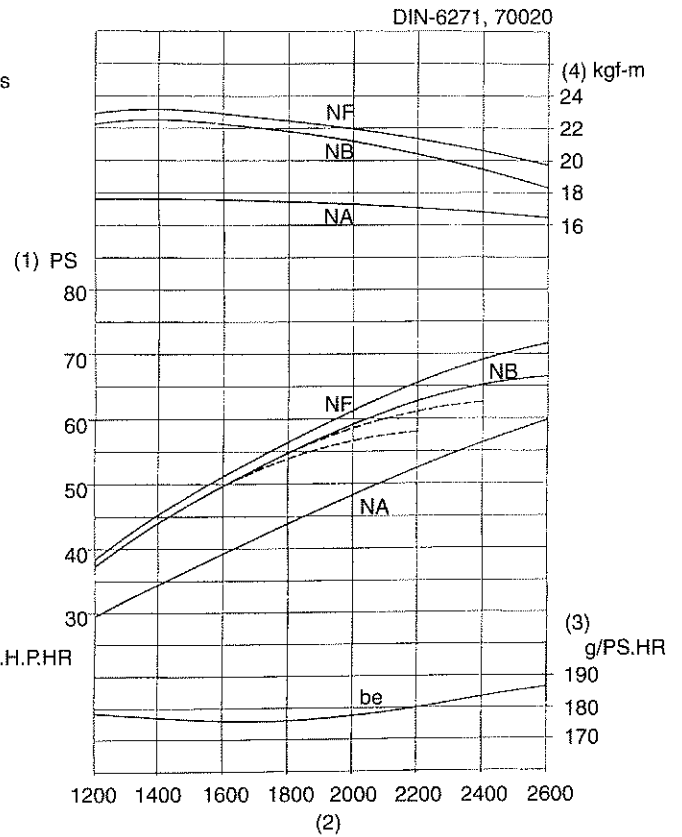
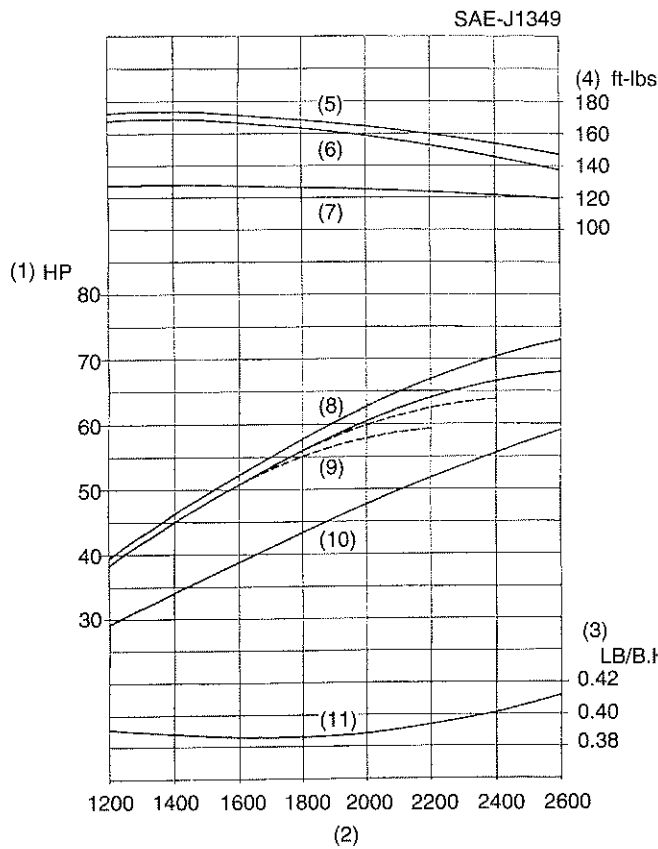
SPECIFICATIONS

Model		V3300-E2B	V3300-T-E2B
Number of Cylinders		4	
Type		Vertical, water-cooled, 4-cycle diesel engine	
Bore x Stroke		98 x 110 mm (3.86 x 4.33 in.)	
Total Displacement		3318 cm ³ (202.53 cu.in.)	
Engine	SAE Net Continuous	44.1 kW / 2600 min ⁻¹ (rpm) (59.1 HP / 2600 min ⁻¹ (rpm))	53.8 kW / 2600 min ⁻¹ (rpm) (72.1 HP / 2600 min ⁻¹ (rpm))
	SAE Net Intermittent	50.7 kW / 2600 min ⁻¹ (rpm) (68.0 HP / 2600 min ⁻¹ (rpm))	61.9 kW / 2600 min ⁻¹ (rpm) (83.0 HP / 2600 min ⁻¹ (rpm))
	SAE Gross Intermittent	54.5 kW / 2600 min ⁻¹ (rpm) (73.0 HP / 2600 min ⁻¹ (rpm))	65.2 kW / 2600 min ⁻¹ (rpm) (87.4 HP / 2600 min ⁻¹ (rpm))
	DIN6271-NA	44.6 kW / 2600 min ⁻¹ (rpm) (59.8 ps / 2600 min ⁻¹ (rpm))	53.8 kW / 2600 min ⁻¹ (rpm) (73.1 ps / 2600 min ⁻¹ (rpm))
	DIN6271-NB	48.9 kW / 2600 min ⁻¹ (rpm) (66.5 ps / 2600 min ⁻¹ (rpm))	59.7 kW / 2600 min ⁻¹ (rpm) (81.2 ps / 2600 min ⁻¹ (rpm))
	DIN70020	52.7 kW / 2600 min ⁻¹ (rpm) (71.7 ps / 2600 min ⁻¹ (rpm))	64.4 kW / 2600 min ⁻¹ (rpm) (87.6 ps / 2600 min ⁻¹ (rpm))
Maximum Bare Speed		2800 min ⁻¹ (rpm)	
Minimum Bare Idling Speed		700 to 750 min ⁻¹ (rpm)	
Combustion Chamber		Spherical Type (E-TVCS)	
Fuel Injection Pump		Bosch Type Mini Pump	
Direction of Rotation		Counter-clockwise (viewed from flywheel side)	
Injection Nozzle		Bosch throttle type	
Injection Timing		0.21 rad (12 °) before T.D.C.	0.12 rad (7 °) before T.D.C.
Firing Order		1 - 3 - 4 - 2	
Injection Pressure		13.73 MPa (140 kgf/cm ² , 1991 psi)	
Compression Ratio		22.6	21.8
Lubricating System		Forced lubrication by pump	
Oil Pressure Indicating		Electrical Type Switch	
Lubricating Filter		Full Flow Paper Filter (Cartridge Type)	
Cooling System		Pressurized radiator, forced circulation with water pump	
Starting System		Electric Starting with Starter	
		12 V, 2.5 kW	
Starting Support Device		By Glow Plug in Combustion Chamber	
Battery		12 V, 112 AH	
Dynamo for Charging		12 V, 540 W	
Fuel		Diesel Fuel No.2-D (ASTM D975)	
Lubricating Oil		Class CF lubricating oil as per API classification is recommended. If this class of lubricating oil is not available, preferably use Class CD or CE lubricating oil. For details on recommended lubricating oils, see page G-5, 10.	
Lubricating Oil Capacity		13.2 L (3.49 U.S.gal)	
Weight (Dry)		241 kg (531 lbs)	250 kg (551 lbs)

000004810E

PERFORMANCE CURVES

V3300-E2B

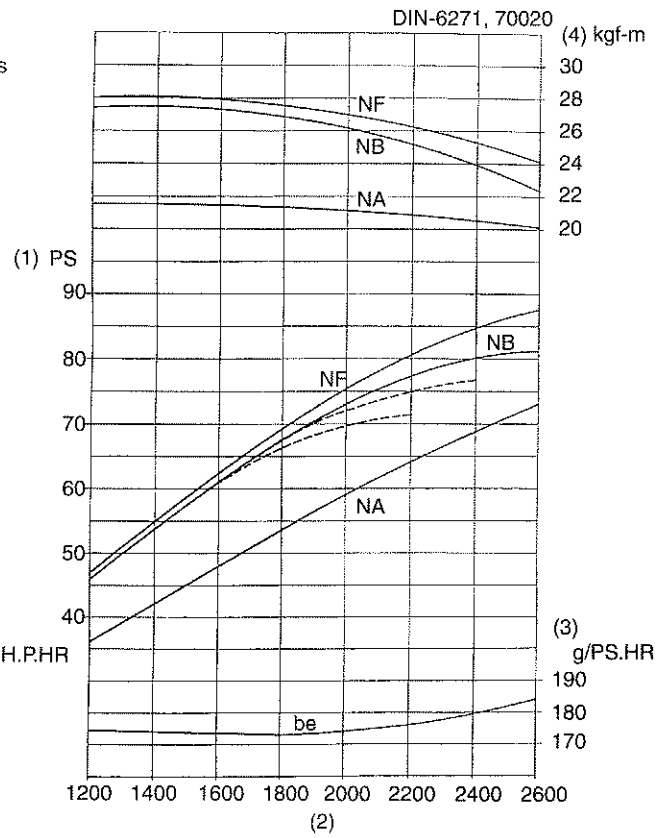
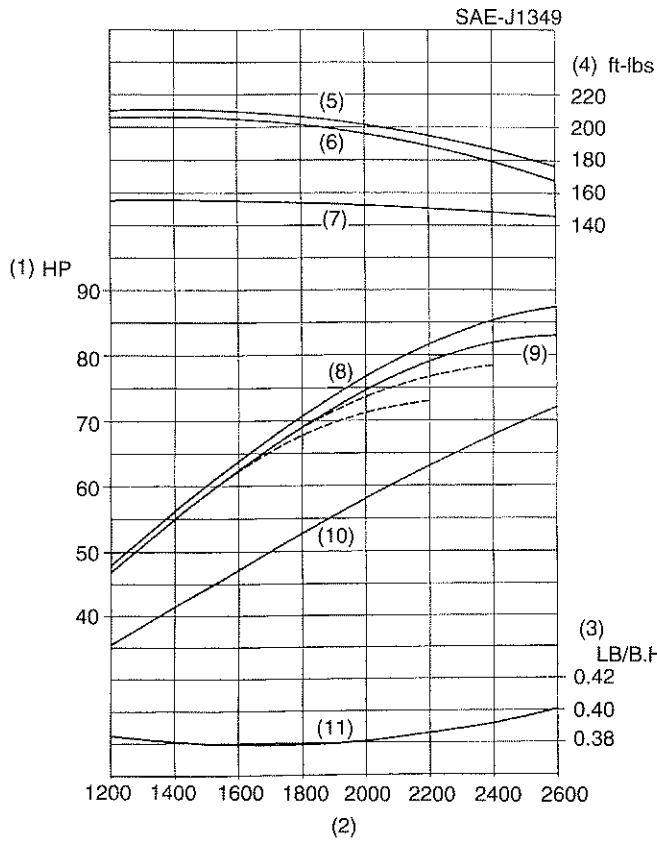


3EEABABEP001B

- | | | | |
|----------------------|-------------------------------|-------------------------------|----------------------------------|
| (1) Brake Horsepower | (4) Torque | (7) Net Continuous Torque | (10) Net Continuous B.H.P. |
| (2) Engine Speed | (5) Gross Intermittent Torque | (8) Gross Intermittent B.H.P. | (11) B.S.F.C. (Net Intermittent) |
| (3) B.S.F.C. | (6) Net Intermittent Torque | (9) Net Intermittent B.H.P. | |

0000004811E

V3300-T-E2B



3EEABABEP002B

- | | | | |
|----------------------|-------------------------------|-------------------------------|----------------------------------|
| (1) Brake Horsepower | (4) Torque | (7) Net Continuous Torque | (10) Net Continuous B.H.P. |
| (2) Engine Speed | (5) Gross Intermittent Torque | (8) Gross Intermittent B.H.P. | (11) B.S.F.C. (Net Intermittent) |
| (3) B.S.F.C. | (6) Net Intermittent Torque | (9) Net Intermittent B.H.P. | |

000004812E