

SHOP MANUAL

KOMATSU

PC340, PC340LC-6k PC340NLC-6k

MACHINE MODEL

SERIAL NUMBER

PC340-6k

K30001 and up

PC340LC -6k

K30001 and up

PC340NLC-6k

K30001 and up

- This shop manual may contain attachments and optional equipment that are not available in your area. Please consult your local Komatsu distributor for those items you may require. Materials and specifications are subject to change without notice.
- PC340-6K mount the SA6D114E-1 engine. For details of the engine, see the Engine Shop Manual.

The affected pages are indicated by the use of the following marks. It is requested that necessary actions be taken to these pages according to the table below.

Mark	Indication	Action required
○	Page to be newly added	Add
●	Page to be replaced	Replace
()	Page to be deleted	Discard

Pages having no marks are those previously revised or made additions.

LIST OF REVISED PAGES

Mark	Page	Time of revision	Mark	Page	Time of revision	Mark	Page	Time of revision	Mark	Page	Time of revision	Mark	Page	Time of revision
●	00-1	④		10-2			10-38			10-74			10-108	
	00-2	④		10-3			10-39			10-75			10-109	
●	00-2-1	④		10-4			10-40			10-76			10-110	
●	00-2-2	④		10-5			10-41			10-77			10-111	
●	00-2-3	④		10-6			10-42			10-78			10-112	
●	00-2-4	④		10-7			10-43			10-79			10-113	
	00-3			10-8			10-44			10-80			10-114	
	00-4			10-9			10-45			10-81			10-115	
	00-5			10-10			10-47			10-82			10-116	
	00-6			10-12			10-49			10-83			10-117	
	00-7			10-13			10-50			10-84			10-118	
	00-8			10-14			10-51			10-85			10-120	
	00-9			10-15			10-52			10-86			10-121	
	00-10			10-16			10-53			10-87			10-122	
	00-11			10-17			10-54			10-88			10-123	
	00-12			10-18			10-55			10-89			10-124	
	00-13			10-19			10-56			10-90			10-125	
	00-14			10-20			10-57			10-91			10-126	
	00-15			10-22			10-58			10-92			10-127	
	00-16			10-23			10-59			10-93			10-128	
	00-17			10-24			10-60			10-94			10-129	
				10-25			10-61			10-95			10-130	
				10-26			10-62			10-96			10-131	
	01-1			10-27			10-63			10-98			10-132	
	01-2			10-28			10-64			10-99			10-133	
●	01-3	①		10-29			10-65			10-100			10-134	
	01-4			10-30			10-66			10-101			10-135	
	01-5			10-31			10-67			10-102			10-136	
	01-6			10-32			10-68			10-103			10-137	
	01-7			10-33			10-69			10-104		●	10-138	④
	01-8			10-34			10-70			10-105			10-139	
	01-9			10-35			10-72			10-106		●	10-139-1	④
●	10-1	①		10-36			10-73			10-107		○	10-140	④

Mark	Page	Time of revision	Mark	Page	Time of revision	Mark	Page	Time of revision	Mark	Page	Time of revision	Mark	Page	Time of revision
	10-140			20-9		o	20-101	①	o	20-252	①		20-323	
	10-141			20-10		o	20-102	①	o	20-253	①		20-324	
•	10-142	①		20-11		o	20-103	①	o	20-254	①		20-325	
	10-143			20-12		o	20-104	①	o	20-255	①		20-326	
	10-144			20-13		o	20-105	①	o	20-256	①		20-327	
	10-145			20-14		o	20-106	①	o	20-257	①		20-328	
	10-146			20-15		o	20-107	①	o	20-258	①		20-329	
	10-147			20-16		o	20-108	①	o	20-259	①		20-330	
	10-148			20-17		o	20-109	①	o	20-260	①		20-331	
	10-149			20-18		o	20-110	①	o	20-261	①		20-332	
	10-150			20-20		o	20-111	①	o	20-262	①		20-333	
	10-151			20-21		o	20-112	①	o	20-263	①		20-334	
	10-152			20-22		o	20-113	①	o	20-264	①		20-335	
•	10-153			20-23		o	20-114	①	o	20-265	①		20-336	
	10-154	①		20-24		o	20-115	①	o	20-266	①		20-337	
	10-155			20-25		o	20-116	①	o	20-267	①		20-338	
	10-156			20-26		o	20-117	①	o	20-268	①		20-339	
	10-157			20-27		o	20-118	①	o	20-269	①		20-340	
	10-158			20-28		o	20-119	①	o	20-270	①		20-341	
	10-159			20-29		o	20-120	①	o	20-271	①		20-342	
	10-160			20-30		o	20-121	①	o	20-272	①		20-343	
	10-161			20-31		o	20-122	①	o	20-273	①		20-344	
	10-162			20-32		o	20-123	①	o	20-274	①		20-345	
	10-163			20-33		o	20-124	①	o	20-275	①			
	10-164			20-34		o	20-125	①	o	20-276	①			
	10-165			20-35		o	20-126	①	o	20-277	①	o	20-351	①
	10-166		•	20-36	③	o	20-127	①	o	20-278	①	o	20-352	①
	10-167			20-37		o	20-128	①	o	20-279	①	o	20-354	①
	10-168			20-38		o	20-129	①	o	20-280	①	o	20-355	①
	10-169			20-39		o	20-130	①	o	20-281	①	o	20-356	①
	10-170			20-40		o	20-131	①				o	20-357	①
•	10-171	③		20-41		o	20-132	①				o	20-358	①
	10-172			20-42		o	20-133	①		20-301		o	20-359	①
	10-173			20-43		o	20-134	①		20-302		o	20-360	①
	10-174			20-44		o	20-135	①		20-303		o	20-361	①
	10-175			20-45		o	20-136	①		20-304		o	20-362	①
	10-176			20-46		o	20-137	①		20-305		o	20-363	①
	10-177			20-47		o	20-138	①		20-306		o	20-364	①
	10-178			20-48		o	20-139	①		20-307		o	20-365	①
	10-179			20-49		o	20-140	①		20-308		o	20-366	①
	10-180			20-50		o	20-141	①		20-309		o	20-367	①
	10-181			20-51		o	20-142	①		20-310		o	20-368	①
	10-182			20-52		o	20-143	①		20-311		o	20-369	①
	10-183			20-53		o	20-144	①		20-312		o	20-370	①
				20-54		o	20-145	①		20-313		o	20-371	①
				20-55		o	20-146	①		20-314		o	20-372	①
	20-1			20-56						20-315		o	20-373	①
	20-2			20-57						20-316		o	20-374	①
	20-3			20-58		o	20-201	①		20-317		o	20-375	①
	20-4			20-59		o	20-202	①		20-318		o	20-376	①
	20-5			20-60		o	20-203	①		20-319		o	20-377	①
	20-6			20-61						20-320		o	20-378	①
	20-7									20-321		o	20-379	①
	20-8					o	20-251	①		20-322		o	20-380	①

Mark	Page	Time of revision	Mark	Page	Time of revision	Mark	Page	Time of revision	Mark	Page	Time of revision	Mark	Page	Time of revision
o	20-381	①	o	20-478	①		30-5			30-61			30-115	
o	20-382	①	o	20-479	①		30-6			30-62			30-116	
o	20-383	①	o	20-480	①		30-9			30-63			30-117	
o	20-384	①	o	20-481	①		30-10			30-64			30-118	
o	20-385	①	o	20-482	①		30-11			30-65			30-119	
o	20-386	①	o	20-483	①		30-12			30-66			30-120	
o	20-387	①	o	20-484	①		30-13			30-67			30-121	
o	20-388	①	o	20-485	①		30-14			30-68			30-122	
o	20-389	①					30-15			30-69			30-123	
o	20-390	①					30-16			30-70			30-124	
o	20-391	①	o	20-501	①		30-17			30-71			30-125	
o	20-392	①	o	20-502	①		30-18			30-72			30-126	
			o	20-504	①		30-19			30-73			30-127	
			o	20-505	①		30-20			30-74			30-128	
o	20-401	①	o	20-506	①		30-21			30-75			30-129	
o	20-401-1	①	o	20-507	①		30-22			30-76			30-130	
o	20-402	①	o	20-508	①		30-23			30-77			30-131	
o	20-403	①	o	20-509	①		30-24			30-78			30-132	
o	20-404	①	o	20-510	①		30-25			30-79			30-133	
o	20-405	①	o	20-511	①		30-26			30-80			30-134	
o	20-406	①	o	20-512	①		30-27			30-81			30-135	
o	20-407	①	o	20-513	①		30-28			30-82			30-136	
o	20-408	①	o	20-514	①		30-29			30-83			30-137	
o	20-409	①	o	20-515	①		30-30			30-84			30-138	
o	20-410	①	o	20-516	①		30-31			30-85			30-139	
o	20-411	①	o	20-517	①		30-32			30-86			30-140	
o	20-412	①	o	20-518	①		30-33			30-87				
			o	20-519	①		30-34			30-88			40-1	
o	20-451	①	o	20-520	①		30-35			30-89			40-2	
o	20-452	①	o	20-521	①		30-36			30-90			40-3	
o	20-454	①	o	20-522	①		30-37			30-91			40-4	
o	20-455	①	o	20-523	①		30-38			30-92			40-6	
o	20-456	①	o	20-524	①		30-39			30-93			40-7	
o	20-457	①	o	20-525	①		30-40			30-94	•		40-8	④
o	20-458	①	o	20-526	①		30-41			30-95			40-10	
o	20-459	①	o	20-527	①		30-42			30-96			40-11	
o	20-460	①	o	20-528	①		30-43			30-97			40-12	
o	20-461	①	o	20-529	①		30-44			30-98			40-13	
o	20-462	①	o	20-530	①		30-45			30-99			40-14	
o	20-463	①	o	20-531	①		30-46			30-100	•		40-15	④
o	20-464	①	o	20-532	①		30-47			30-101			40-16	
o	20-465	①	o	20-533	①		30-48			30-102			40-17	
o	20-466	①	o	20-534	①		30-49			30-103			40-18	
o	20-467	①	o	20-535	①		30-50			30-104			40-19	
o	20-468	①	o	20-536	①		30-51			30-105			40-20	
o	20-469	①					30-52			30-106			40-21	
o	20-470	①					30-53			30-107			40-22	
o	20-471	①	o	20-541	①		30-54			30-108			40-23	
o	20-472	①	o	20-542	①		30-55			30-109			40-24	
o	20-473	①					30-56			30-110			40-25	
o	20-474	①		30-1			30-57			30-111			40-26	
o	20-475	①		30-2			30-58			30-112			40-27	
o	20-476	①		30-3			30-59			30-113			40-28	
o	20-477	①		30-4			30-60			30-114			40-29	

Mark	Page	Time of revision	Mark	Page	Time of revision	Mark	Page	Time of revision	Mark	Page	Time of revision	Mark	Page	Time of revision
	40-30													
	40-31													
	40-32													
●	40-33	③												
	40-35													
●	40-36	③												
	40-37													
	40-38													
○	90-3	②												
○	90-5	②												
○	90-7	②												
○	90-9	②												
○	90-11	②												
○	90-13-1	②												
○	90-15	②												
○	90-17	②												
○	90-19	②												
○	90-21	②												
○	90-23	②												
○	90-25	②												
○	90-27	②												
○	90-29	②												
○	90-31	②												
○	90-33	②												
○	90-35	②												
○	90-35-1	②												
○	90-37	②												
○	90-39	②												
○	90-39-1	②												
○	90-41	②												

FOREWORD

GENERAL

This shop manual has been prepared as an aid to improve the quality of repairs by giving the serviceman an accurate understanding of the product and by showing him the correct way to perform repairs and make judgements. Make sure you understand the contents of this manual and use it to full effect at every opportunity.

This shop manual mainly contains the necessary technical information for operations performed in a service workshop. For ease of understanding, the manual is divided into the following chapters; these chapters are further divided into the each main group of components.

STRUCTURE AND FUNCTION

This section explains the structure and function of each component. It serves not only to give an understanding of the structure, but also serves as reference material for troubleshooting.

TESTING AND ADJUSTING

This section explains checks to be made before and after performing repairs, as well as adjustments to be made at completion of the checks and repairs.

Troubleshooting charts correlating "Problems" to "Causes" are also included in this section.

DISASSEMBLY AND ASSEMBLY

This section explains the order to be followed when removing, installing, disassembling or assembling each component, as well as precautions to be taken for these operations.

MAINTENANCE STANDARD

This section gives the judgement standards when inspecting disassembled parts.

NOTICE

The specifications contained in this shop manual are subject to change at any time and without any advance notice. Use the specifications given in the book with the latest date.

HOW TO READ THE SHOP MANUAL

VOLUMES

Shop manuals are issued as a guide to carrying out repairs. They are divided as follows:

Chassis volume: Issued for every machine model

Engine volume: Issued for each engine series

Electrical volume: } Each issued as one
Attachments volume: } volume to cover all models

These various volumes are designed to avoid duplicating the same information. Therefore, to deal with all repairs for any model, it is necessary that chassis, engine, electrical and attachment volumes be available.

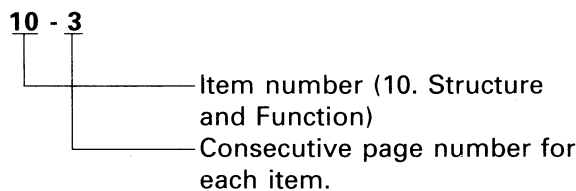
DISTRIBUTION AND UPDATING

Any additions, amendments or other changes will be sent to KOMATSU distributors. Get the most up-to-date information before you start any work.

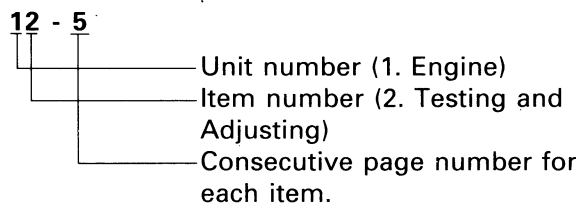
FILING METHOD

1. See the page number on the bottom of the page. File the pages in correct order.
2. Following examples show how to read the page number.

Example 1 (Chassis volume):

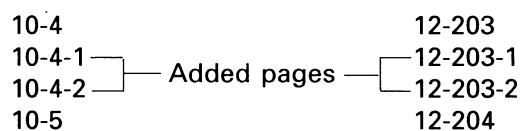


Example 2 (Engine volume):



3. Additional pages: Additional pages are indicated by a hyphen (-) and number after the page number. File as in the example.

Example:



REVISED EDITION MARK

When a manual is revised, an edition mark (①②③....) is recorded on the bottom of the pages.

REVISIONS

Revised pages are shown in the LIST OF REVISED PAGES next to the CONTENTS page.


SYMBOLS

So that the shop manual can be of ample practical use, important safety and quality portions are marked with the following symbols.

Symbol	Item	Remarks
	Safety	Special safety precautions are necessary when performing the work.
	Caution	Special technical precautions or other precautions for preserving standards are necessary when performing the work.
	Weight	Weight of parts of systems. Caution necessary when selecting hoisting wire, or when working posture is important, etc.
	Tightening torque	Places that require special attention for the tightening torque during assembly.
	Coat	Places to be coated with adhesives and lubricants, etc.
	Oil, water	Places where oil, water or fuel must be added, and the capacity.
	Drain	Places where oil or water must be drained, and quantity to be drained.

HOISTING INSTRUCTIONS

HOISTING

⚠ Heavy parts (25 kg or more) must be lifted with a hoist, etc. In the **DISASSEMBLY AND ASSEMBLY** section, every part weighing 25 kg or more is indicated clearly with the symbol 

- If a part cannot be smoothly removed from the machine by hoisting, the following checks should be made:
 - 1) Check for removal of all bolts fastening the part to the relative parts.
 - 2) Check for existence of another part causing interference with the part to be removed.

WIRE ROPES

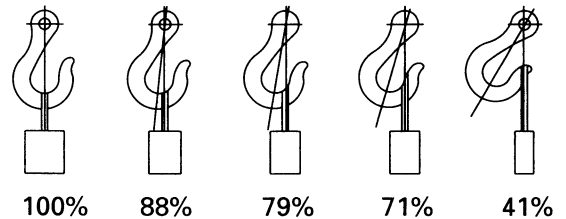
- 1) Use adequate ropes depending on the weight of parts to be hoisted, referring to the table below:

Wire ropes (Standard "Z" or "S" twist ropes without galvanizing)	
Rope diameter (mm)	Allowable load (tons)
10	1.0
11.2	1.4
12.5	1.6
14	2.2
16	2.8
18	3.6
20	4.4
22.4	5.6
30	10.0
40	18.0
50	28.0
60	40.0

★ The allowable load value is estimated to be one-sixth or one-seventh of the breaking strength of the rope used.

- 2) Sling wire ropes from the middle portion of the hook.

Slinging near the edge of the hook may cause the rope to slip off the hook during hoisting, and a serious accident can result. Hooks have maximum strength at the middle portion.



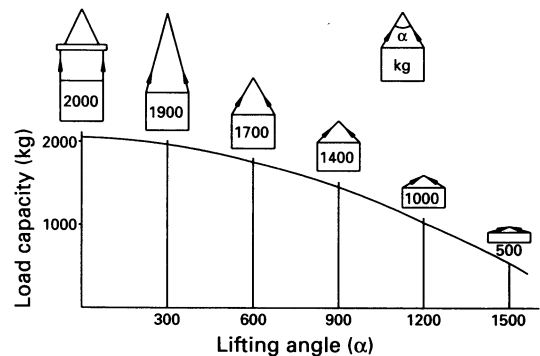
SAD00479

- 3) Do not sling a heavy load with one rope alone, but sling with two or more ropes symmetrically wound onto the load.

⚠ Slinging with one rope may cause turning of the load during hoisting, untwisting of the rope, or slipping of the rope from its original winding position on the load, which can result in a dangerous accident.

- 4) Do not sling a heavy load with ropes forming a wide hanging angle from the hook. When hoisting a load with two or more ropes, the force subjected to each rope will increase with the hanging angles. The table below shows the variation of allowable load (kg) when hoisting is made with two ropes, each of which is allowed to sling up to 1000 kg vertically, at various hanging angles.

When two ropes sling a load vertically, up to 2000 kg of total weight can be suspended. This weight becomes 1000 kg when two ropes make a 120° hanging angle. On the other hand, two ropes are subjected to an excessive force as large as 4000 kg if they sling a 2000 kg load at a lifting angle of 150°.



COATING MATERIALS

The recommended coating materials prescribed in Komatsu Shop Manuals are listed below.



Category	Komatsu code	Part No.	Q'ty	Container	Main applications, features
Adhesive	LT-1A	790-129-9030	150 g	Tube	<ul style="list-style-type: none"> Used to prevent rubber gaskets, rubber cushions, and cork plugs from coming out
	LT-1B	790-129-9050	20 g (x2)	Plastic container	<ul style="list-style-type: none"> Used in places requiring an immediately effective, strong adhesive. Used for plastics (except polyethylene, polypropylene, tetrafluoroethylene, and vinyl chloride), rubber, metal, and non-metal.
	LT-2	09940-00030	50 g	Plastic container	<ul style="list-style-type: none"> Features: Resistance to heat, chemicals Used for anti-loosening and sealant purposes for bolts and plugs.
	LT-3	790-129-9060 (Set of adhesive and hardening agent)	Adhesive :1 Kg Hardening agent: :500 g	Can	<ul style="list-style-type: none"> Used as adhesive or sealant for metal, glass, plastic
	LT-4	790-129-9040	250 g	Plastic container	<ul style="list-style-type: none"> Used as sealant for machined holes
	(Loctite 648-50)	79A-129-9110	50 cc	—	<ul style="list-style-type: none"> Features: Resistance to heat, chemicals Used at joint portions subject to high temperature
Gasket sealant	LG-1	790-129-9010	200 g	Tube	<ul style="list-style-type: none"> Used as adhesive or sealant for gaskets and packings of power train case, etc.
	LG-3	790-129-9070	1 Kg	Can	<ul style="list-style-type: none"> Features: Resistance to heat Used as sealant for flange surfaces and bolts at high temperature locations, used to prevent seizure Used as sealant for heat resistant gasket for high temperature locations such as engine precombustion chamber, exhaust pipe
	LG-4	790-129-9020	200 g	Tube	<ul style="list-style-type: none"> Features: Resistance to water, oil Used as sealant for flange surface, thread Also possible to use as sealant for flanges with large clearance Used as sealant for mating surfaces of final drive case, transmission case
	LG-5	790-129-9080	1 Kg	Plastic container	<ul style="list-style-type: none"> Used as sealant for various threads, pipe joints, flanges Used as sealant for tapered plugs, elbows, nipples of hydraulic piping
	LG-6	09940-00011	250 g	Tube	<ul style="list-style-type: none"> Features: Silicon based, resistance to heat, cold Used as sealant for flange surface, thread Used as sealant for oil pan, final drive case, etc.
	LG-7	09920-00150	150 g	Tube	<ul style="list-style-type: none"> Features: Silicon based, quick hardening type Used as sealant for flywheel housing, intake manifold, oil pan, thermostat housing, etc.
	Rust prevention lubricant	—	09940-00051	60 g	Can
Molybdenum disulphide lubricant	—	09940-00040	200 g	Tube	<ul style="list-style-type: none"> Used to prevent seizure or scuffing of the thread when press fitting or shrink fitting Used as lubricant for linkage, bearings, etc.
Lithium grease	G2-LI	SYG-350LI SYG-400LI SYG-400LI-A SYG-160LI SYGA-160CNLI	Various	Various	<ul style="list-style-type: none"> General purpose type
Calcium grease	G2-CA	SSG2-400CA SYG2-350CA SYG2-400CA-A SYG2-160CA SYGA-16CNCA	Various	Various	<ul style="list-style-type: none"> Used for normal temperature, light load bearing at places in contact with water or steam
Molybdenum disulphide grease	—	SYG2-400M	400 g (10 per case)	Bellows type	<ul style="list-style-type: none"> Used for places with heavy load

STANDARD TIGHTENING TORQUE

STANDARD TIGHTENING TORQUES OF BOLTS AND NUTS

The following charts give the standard tightening torques of bolts and nuts. Exceptions are given in section of **DISASSEMBLY AND ASSEMBLY**.

1 Kgm = 9.806 Nm

Thread diameter of bolt	Width across flats		
		kgm	Nm
6	10	1.35 ± 0.15	13.2 ± 1.4
8	13	3.2 ± 0.3	31.4 ± 2.9
10	17	6.7 ± 0.7	65.7 ± 6.8
12	19	11.5 ± 1.0	112 ± 9.8
14	22	18.0 ± 2.0	177 ± 19
16	24	28.5 ± 3	279 ± 29
18	27	39 ± 4	383 ± 39
20	30	56 ± 6	549 ± 58
22	32	76 ± 8	745 ± 78
24	36	94.5 ± 10	927 ± 98
27	41	135 ± 15	1320 ± 140
30	46	175 ± 20	1720 ± 190
33	50	225 ± 25	2210 ± 240
36	55	280 ± 30	2750 ± 290
39	60	335 ± 35	3280 ± 340

- ★ This torque table does not apply to the bolts with which nylon packings or other nonferrous metal washers are to be used, or which require tightening to otherwise specified torque.

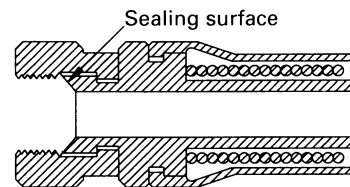
TIGHTENING TORQUE OF SPLIT FLANGE BOLTS

Use these torques for split flange bolts.

Thread diameter of bolt	Width across flats	Tightening torque	
		kgm	Nm
mm	mm		
10	14	6.7 ± 0.7	65.7 ± 6.8
12	17	11.5 ± 1	112 ± 9.8
16	22	28.5 ± 3	279 ± 29

TIGHTENING TORQUE FOR FLARED NUTS

Use these torques for flared part of nut.



Thread diameter of nut part	Width across flats of nut part	Tightening torque	
		kgm	Nm
mm	mm		
14	19	2.5 ± 0.5	24.5 ± 4.9
18	24	5 ± 2	49 ± 19.6
22	27	8 ± 2	78.5 ± 19.6
24	32	14 ± 3	137.3 ± 29.4
30	36	18 ± 3	176.5 ± 29.4
33	41	20 ± 5	196.1 ± 49
36	46	25 ± 5	245.2 ± 49
42	55	30 ± 5	294.2 ± 49

ELECTRIC WIRE CODE

In the wiring diagrams, various colors and symbols are employed to indicate the thickness of wires. This wire code table will help you understand WIRING DIAGRAMS.

Example: 5WB indicates a cable having a nominal number 5 and white coating with black stripe.

CLASSIFICATION BY THICKNESS

Nominal number	Copper wire			Cable O.D. (mm)	Current rating (A)	Applicable circuit
	Number of strands	Dia. of strands (mm)	Cross section (mm ²)			
0.85	11	0.32	0.88	2.4	12	Starting, lighting, signal etc.
2	26	0.32	2.09	3.1	20	Lighting, signal etc.
5	65	0.32	5.23	4.6	37	Charging and signal
15	84	0.45	13.36	7.0	59	Starting (Glow plug)
40	85	0.80	42.73	11.4	135	Starting
60	127	0.80	63.84	13.6	178	Starting
100	217	0.80	109.1	17.6	230	Starting

CLASSIFICATION BY COLOR AND CODE

Priority	Circuits		Charging	Ground	Starting	Lighting	Instrument	Signal	Other
	Classi- fication								
1	Pri- mary	Code	W	B	B	R	Y	G	L
		Color	White	Black	Black	Red	Yellow	Green	Blue
2	Auxi- liary	Code	WR	—	BW	RW	YR	GW	LW
		Color	White & Red	—	Black & White	Red & White	Yellow & Red	Green & White	Blue & White
3		Code	WB	—	BY	RB	YB	GR	LR
		Color	White & Black	—	Black & Yellow	Red & Black	Yellow & Black	Green & Red	Blue & Red
4		Code	WL	—	BR	RY	YG	GY	LY
		Color	White & Blue	—	Black & Red	Red & Yellow	Yellow & Green	Green & Yellow	Blue & Yellow
5		Code	WG	—	—	RG	YL	GB	LB
		Color	White & Green	—	—	Red & Green	Yellow & Blue	Green & Black	Blue & Black
6		Code	—	—	—	RL	YW	GL	—
		Color	—	—	—	Red & Blue	Yellow & White	Green & Blue	—

CONVERSION TABLE

METHOD OF USING THE CONVERSION TABLE

The Conversion Table in this section is provided to enable simple conversion of figures. For details of the method of using the Conversion Table, see the example given below.

EXAMPLE

- Method of using the Conversion Table to convert from millimeters to inches
1. Convert 55 mm into inches.
 - (1) Locate the number 50 in the vertical column at the left side, take this as (A), then draw a horizontal line from (A).
 - (2) Locate the number 5 in the row across the top, take this as (B), then draw a perpendicular line down from (B).
 - (3) Take the point where the two lines cross as (C). This point (C) gives the value when converting from millimeters to inches. Therefore, 55 mm = 2.165 inches.
 2. Convert 550 mm into inches.
 - (1) The number 550 does not appear in the table, so divide by 10 (move the decimal point one place to the left) to convert it to 55 mm.
 - (2) Carry out the same procedure as above to convert 55 mm to 2.165 inches.
 - (3) The original value (550 mm) was divided by 10, so multiply 2.165 inches by 10 (move the decimal point one place to the right) to return to the original value. This gives 550 mm = 21.65 inches.

Millimeters to inches

1 mm = 0.03937 in

	0	1	2	3	4	5	6	7	8	9
0	0	0.039	0.079	0.118	0.157	0.197	0.236	0.276	0.315	0.354
10	0.394	0.433	0.472	0.512	0.551	0.591	0.630	0.669	0.709	0.748
20	0.787	0.827	0.866	0.906	0.945	0.984	1.024	1.063	1.102	1.142
30	1.181	1.220	1.260	1.299	1.339	1.378	1.417	1.457	1.496	1.536
40	1.575	1.614	1.654	1.693	1.732	1.772	1.811	1.850	1.890	1.929
(A) 50	1.969	2.008	2.047	2.087	2.126	(C) 2.165	2.205	2.244	2.283	2.323
60	2.362	2.402	2.441	2.480	2.520	2.559	2.598	2.638	2.677	2.717
70	2.756	2.795	2.835	2.874	2.913	2.953	2.992	3.032	3.071	3.110
80	3.150	3.189	3.228	3.268	3.307	3.346	3.386	3.425	3.465	3.504
90	3.543	3.583	3.622	3.661	3.701	3.740	3.780	3.819	3.858	3.898

Millimeters to Inches

1 mm = 0.03937 in

	0	1	2	3	4	5	6	7	8	9
0	0	0.039	0.079	0.118	0.157	0.197	0.236	0.276	0.315	0.354
10	0.394	0.433	0.472	0.512	0.551	0.591	0.630	0.669	0.709	0.748
20	0.787	0.827	0.866	0.906	0.945	0.984	1.024	1.063	1.102	1.142
30	1.181	1.220	1.260	1.299	1.339	1.378	1.417	1.457	1.496	1.536
40	1.575	1.614	1.654	1.693	1.732	1.772	1.811	1.850	1.890	1.929
50	1.969	2.008	2.047	2.087	2.126	2.165	2.205	2.244	2.283	2.323
60	2.362	2.402	2.441	2.480	2.520	2.559	2.598	2.638	2.677	2.717
70	2.756	2.795	2.835	2.874	2.913	2.953	2.992	3.032	3.071	3.110
80	3.150	3.189	3.228	3.268	3.307	3.346	3.386	3.425	3.465	3.504
90	3.543	3.583	3.622	3.661	3.701	3.740	3.780	3.819	3.858	3.898

Kilogram to Pound

1 kg = 2.2046 lb

	0	1	2	3	4	5	6	7	8	9
0	0	2.20	4.41	6.61	8.82	11.02	13.23	15.43	17.64	19.84
10	22.05	24.25	26.46	28.66	30.86	33.07	35.27	37.48	39.68	41.89
20	44.09	46.30	48.50	50.71	51.91	55.12	57.32	59.53	61.73	63.93
30	66.14	68.34	70.55	72.75	74.96	77.16	79.37	81.57	83.78	85.98
40	88.18	90.39	92.59	94.80	97.00	99.21	101.41	103.62	105.82	108.03
50	110.23	112.44	114.64	116.85	119.05	121.25	123.46	125.66	127.87	130.07
60	132.28	134.48	136.69	138.89	141.10	143.30	145.51	147.71	149.91	152.12
70	154.32	156.53	158.73	160.94	163.14	165.35	167.55	169.76	171.96	174.17
80	176.37	178.57	180.78	182.98	185.19	187.39	189.60	191.80	194.01	196.21
90	198.42	200.62	202.83	205.03	207.24	209.44	211.64	213.85	216.05	218.26

Liter to U.S. Gallon

1 l = 0.2642 U.S. Gal

	0	1	2	3	4	5	6	7	8	9
0	0	0.264	0.528	0.793	1.057	1.321	1.585	1.849	2.113	2.378
10	2.642	2.906	3.170	3.434	3.698	3.963	4.227	4.491	4.755	5.019
20	5.283	5.548	5.812	6.076	6.340	6.604	6.869	7.133	7.397	7.661
30	7.925	8.189	8.454	8.718	8.982	9.246	9.510	9.774	10.039	10.303
40	10.567	10.831	11.095	11.359	11.624	11.888	12.152	12.416	12.680	12.944
50	13.209	13.473	13.737	14.001	14.265	14.529	14.795	15.058	15.322	15.586
60	15.850	16.115	16.379	16.643	16.907	17.171	17.435	17.700	17.964	18.228
70	18.492	18.756	19.020	19.285	19.549	19.813	20.077	20.341	20.605	20.870
80	21.134	21.398	21.662	21.926	22.190	22.455	22.719	22.983	23.247	23.511
90	23.775	24.040	24.304	24.568	24.832	25.096	25.361	25.625	25.889	26.153

Liter to U.K. Gallon

1 l = 0.21997 U.K. Gal

	0	1	2	3	4	5	6	7	8	9
0	0	0.220	0.440	0.660	0.880	1.100	1.320	1.540	1.760	1.980
10	2.200	2.420	2.640	2.860	3.080	3.300	3.520	3.740	3.950	4.179
20	4.399	4.619	4.839	5.059	5.279	5.499	5.719	5.939	6.159	6.379
30	6.599	6.819	7.039	7.259	7.479	7.699	7.919	8.139	8.359	8.579
40	8.799	9.019	9.239	9.459	9.679	9.899	10.119	10.339	10.559	10.778
50	10.998	11.281	11.438	11.658	11.878	12.098	12.318	12.528	12.758	12.978
60	13.198	13.418	13.638	13.858	14.078	14.298	14.518	14.738	14.958	15.178
70	15.398	15.618	15.838	16.058	16.278	16.498	16.718	16.938	17.158	17.378
80	17.598	17.818	18.037	18.257	18.477	18.697	18.917	19.137	19.357	19.577
90	19.797	20.017	20.237	20.457	20.677	20.897	21.117	21.337	21.557	21.777

kgm to ft. lb

1 kgm = 7.233 ft. lb

	0	1	2	3	4	5	6	7	8	9
0	0	7.2	14.5	21.7	28.9	36.2	43.4	50.6	57.9	65.1
10	72.3	79.6	86.8	94.0	101.3	108.5	115.7	123.0	130.2	137.4
20	144.7	151.9	159.1	166.4	173.6	180.8	188.1	195.3	202.5	209.8
30	217.0	224.2	231.5	238.7	245.9	253.2	260.4	267.6	274.9	282.1
40	289.3	296.6	303.8	311.0	318.3	325.5	332.7	340.0	347.2	354.4
50	361.7	368.9	376.1	383.4	390.6	397.8	405.1	412.3	419.5	426.8
60	434.0	441.2	448.5	455.7	462.9	470.2	477.4	484.6	491.8	499.1
70	506.3	513.5	520.8	528.0	535.2	542.5	549.7	556.9	564.2	571.4
80	578.6	585.9	593.1	600.3	607.6	614.8	622.0	629.3	636.5	643.7
90	651.0	658.2	665.4	672.7	679.9	687.1	694.4	701.6	708.8	716.1
100	723.3	730.5	737.8	745.0	752.2	759.5	766.7	773.9	781.2	788.4
110	795.6	802.9	810.1	817.3	824.6	831.8	839.0	846.3	853.5	860.7
120	868.0	875.2	882.4	889.7	896.9	904.1	911.4	918.6	925.8	933.1
130	940.3	947.5	954.8	962.0	969.2	976.5	983.7	990.9	998.2	1005.4
140	1012.6	1019.9	1027.1	1034.3	1041.5	1048.8	1056.0	1063.2	1070.5	1077.7
150	1084.9	1092.2	1099.4	1106.6	1113.9	1121.1	1128.3	1135.6	1142.8	1150.0
160	1157.3	1164.5	1171.7	1179.0	1186.2	1193.4	1200.7	1207.9	1215.1	1222.4
170	1129.6	1236.8	1244.1	1251.3	1258.5	1265.8	1273.0	1280.1	1287.5	1294.7
180	1301.9	1309.2	1316.4	1323.6	1330.9	1338.1	1345.3	1352.6	1359.8	1367.0
190	1374.3	1381.5	1388.7	1396.0	1403.2	1410.4	1417.7	1424.9	1432.1	1439.4

kg/cm² to lb/in²

1kg/cm² = 14.2233 lb/in²

	0	1	2	3	4	5	6	7	8	9
0	0	14.2	28.4	42.7	56.9	71.1	85.3	99.6	113.8	128.0
10	142.2	156.5	170.7	184.9	199.1	213.4	227.6	241.8	256.0	270.2
20	284.5	298.7	312.9	327.1	341.4	355.6	369.8	384.0	398.3	412.5
30	426.7	440.9	455.1	469.4	483.6	497.8	512.0	526.3	540.5	554.7
40	568.9	583.2	597.4	611.6	625.8	640.1	654.3	668.5	682.7	696.9
50	711.2	725.4	739.6	753.8	768.1	782.3	796.5	810.7	825.0	839.2
60	853.4	867.6	881.8	896.1	910.3	924.5	938.7	953.0	967.2	981.4
70	995.6	1010	1024	1038	1053	1067	1081	1095	1109	1124
80	1138	1152	1166	1181	1195	1209	1223	1237	1252	1266
90	1280	1294	1309	1323	1337	1351	1365	1380	1394	1408
100	1422	1437	1451	1465	1479	1493	1508	1522	1536	1550
110	1565	1579	1593	1607	1621	1636	1650	1664	1678	1693
120	1707	1721	1735	1749	1764	1778	1792	1806	1821	1835
130	1849	1863	1877	1892	1906	1920	1934	1949	1963	1977
140	1991	2005	2020	2034	2048	2062	2077	2091	2105	2119
150	2134	2148	2162	2176	2190	2205	2219	2233	2247	2262
160	2276	2290	2304	2318	2333	2347	2361	2375	2389	2404
170	2418	2432	2446	2460	2475	2489	2503	2518	2532	2546
180	2560	2574	2589	2603	2617	2631	2646	2660	2674	2688
190	2702	2717	2731	2745	2759	2773	2788	2802	2816	2830
200	2845	2859	2873	2887	2901	2916	2930	2944	2958	2973
210	2987	3001	3015	3030	3044	3058	3072	3086	3101	3115
220	3129	3143	3158	3172	3186	3200	3214	3229	3243	3257
230	3271	3286	3300	3314	3328	3343	3357	3371	3385	3399
240	3414	3428	3442	3456	3470	3485	3499	3513	3527	3542

Temperature

Fahrenheit-Centigrade Conversion ; a simple way to convert a Fahrenheit temperature reading into a Centigrade temperature reading or vice versa is to enter the accompanying table in the center or boldface column of figures.

These figures refer to the temperature in either Fahrenheit or Centigrade degrees.

If it is desired to convert from Fahrenheit to Centigrade degrees, consider the center column as a table of Fahrenheit temperatures and read the corresponding Centigrade temperature in the column at the left.

If it is desired to convert from Centigrade to Fahrenheit degrees, consider the center column as a table of Centigrade values, and read the corresponding Fahrenheit temperature on the right.

$$1^{\circ}\text{C} = 33.8^{\circ}\text{F}$$

$^{\circ}\text{C}$		$^{\circ}\text{F}$	$^{\circ}\text{C}$		$^{\circ}\text{F}$	$^{\circ}\text{C}$		$^{\circ}\text{F}$	$^{\circ}\text{C}$		$^{\circ}\text{F}$
-40.4	-40	-40.0	-11.7	11	51.8	7.8	46	114.8	27.2	81	117.8
-37.2	-35	-31.0	-11.1	12	53.6	8.3	47	116.6	27.8	82	179.6
-34.4	-30	-22.0	-10.6	13	55.4	8.9	48	118.4	28.3	83	181.4
-31.7	-25	-13.0	-10.0	14	57.2	9.4	49	120.2	28.9	84	183.2
-28.9	-20	-4.0	-9.4	15	59.0	10.0	50	122.0	29.4	85	185.0
-28.3	-19	-2.2	-8.9	16	60.8	10.6	51	123.8	30.0	86	186.8
-27.8	-18	-0.4	-8.3	17	62.6	11.1	52	125.6	30.6	87	188.6
-27.2	-17	1.4	-7.8	18	64.4	11.7	53	127.4	31.1	88	190.4
-26.7	-16	3.2	-7.2	19	66.2	12.2	54	129.2	31.7	89	192.2
-26.1	-15	5.0	-6.7	20	68.0	12.8	55	131.0	32.2	90	194.0
-25.6	-14	6.8	-6.1	21	69.8	13.3	56	132.8	32.8	91	195.8
-25.0	-13	8.6	-5.6	22	71.6	13.9	57	134.6	33.3	92	197.6
-24.4	-12	10.4	-5.0	23	73.4	14.4	58	136.4	33.9	93	199.4
-23.9	-11	12.2	-4.4	24	75.2	15.0	59	138.2	34.4	94	201.2
-23.3	-10	14.0	-3.9	25	77.0	15.6	60	140.0	35.0	95	203.0
-22.8	-9	15.8	-3.3	26	78.8	16.1	61	141.8	35.6	96	204.8
-22.2	-8	17.6	-2.8	27	80.6	16.7	62	143.6	36.1	97	206.6
-21.7	-7	19.4	-2.2	28	82.4	17.2	63	145.4	36.7	98	208.4
-21.1	-6	21.2	-1.7	29	84.2	17.8	64	147.2	37.2	99	210.2
-20.6	-5	23.0	-1.1	30	86.0	18.3	65	149.0	37.8	100	212.0
-20.0	-4	24.8	-0.6	31	87.8	18.9	66	150.8	40.6	105	221.0
-19.4	-3	26.6	0	32	89.6	19.4	67	152.6	43.3	110	230.0
-18.9	-2	28.4	0.6	33	91.4	20.0	68	154.4	46.1	115	239.0
-18.3	-1	30.2	1.1	34	93.2	20.6	69	156.2	48.9	120	248.0
-17.8	0	32.0	1.7	35	95.0	21.1	70	158.0	51.7	125	257.0
-17.2	1	33.8	2.2	36	96.8	21.7	71	159.8	54.4	130	266.0
-16.7	2	35.6	2.8	37	98.6	22.2	72	161.6	57.2	135	275.0
-16.1	3	37.4	3.3	38	100.4	22.8	73	163.4	60.0	140	284.0
-15.6	4	39.2	3.9	39	102.2	23.3	74	165.2	62.7	145	293.0
-15.0	5	41.0	4.4	40	104.0	23.9	75	167.0	65.6	150	302.0
-14.4	6	42.8	5.0	41	105.8	24.4	76	168.8	68.3	155	311.0
-13.9	7	44.6	5.6	42	107.6	25.0	77	170.6	71.1	160	320.0
-13.3	8	46.4	6.1	43	109.4	25.6	78	172.4	73.9	165	329.0
-12.8	9	48.2	6.7	44	111.2	26.1	79	174.2	76.7	170	338.0
-12.2	10	50.0	7.2	45	113.0	26.7	80	176.0	79.4	175	347.0

Komatsu Pc340 340lc 340nlc 6k Shop Manual

Full download: <http://manualplace.com/download/komatsu-pc340-340lc-340nlc-6k-shop-manual/>