

SHOP MANUAL

KOMATSU

D455A-1

MACHINE MODEL

SERIAL No.

D455A-1

1013 and up

LIST OF REVISED PAGES

The affected pages are indicated by the use of the following marks. It is requested that necessary actions be taken to these pages according to the table below.

Mark	Indication	Action required
○	Page to be newly added	Add
●	Page to be replaced	Replace
()	Page to be deleted	Discard

Pages having no marks are those previously revised or made additions.

LIST OF REVISED PAGES

Mark	Page	Time of revision	Mark	Page	Time of revision	Mark	Page	Time of revision	Mark	Page	Time of revision	Mark	Page	Time of revision
●	00- 1	⑤		01- 9	②		11-10	②		12-15	④		13-21	
●	00- 2	⑤	●	01-10	⑤		11-11	②	●	12-16	⑤		13-22	
●	00- 2-1	⑤	●	01-11	⑤	●	11-12	⑤	●	12-17	⑤		13-23	
●	00- 2-2	⑤	●	01-11-1	⑤		11-13	②	●	12-18	⑤		13-24	
●	00- 2-3	⑤		01-12	②		11-14	①	●	12-19	⑤		13-25	
●	00- 2-4	⑤	●	01-13	⑤		(11-14-1)		●	12-20	⑤		13-26	
●	00- 2-5	⑤		01-14	②	○	(11-14-2)	⑤		12-21	④		13-27	
●	00- 2-6	⑤				●	11-15	⑤					13-28	
	00- 3	④		11- 1	②		11-15-1	②		13- 1	③		13-29	
	00- 4	①		11- 1-1	②		11-15-2	②		13- 2			13-30	
	00- 5	①		11-	②		11-16	②		13- 3			13-31	
	00- 6	①		11- 3	②		11-17	②		13- 4			13-32	
	00- 7	①		11- 3-1	②		11-18	②		31- 5			13-33	
	00- 8	①	●	11- 3-2	⑤					13- 6			13-34	
	00- 9	①		11- 4	②		12- 1	④		13- 7			13-35	
	00-10	①		11- 5	①	●	12- 2	⑤		13- 8			13-36	
	00-11	①		11- 6	②		12- 3	④		13- 9			13-37	
				11- 7	①		12- 4	④		13-10			13-38	
	01- 1	①	●	11- 7-1	⑤	●	12- 5	⑤		13-11			13-39	
	01- 2	①		11- 7-2	②		12- 6	④		13-12			13-40	
	01- 3	②		11- 8	②		12- 7	④		13-13	①		13-41	
	01- 3-1	②		11- 9	②		12- 8	④		13-14	①		13-42	
	01- 4	②		11- 9-1	②		12- 9	④		13-15			13-43	
	01- 5	②		11- 9-2	②	●	12-10	⑤		13-16			13-44	
	01- 6	②		11- 9-3	②		12-11	④		13-17			13-45	
	01- 7	②		11- 9-4	②		12-12	④		13-18			13-46	
	01- 8	②		11- 9-5	②		12-13	④		13-19			13-47	
	01- 8-1	②		11- 9-6	②		12-14	④		13-20			13-48	①

LIST OF REVISED PAGES

Mark	Page	Time of revision	Mark	Page	Time of revision	Mark	Page	Time of revision	Mark	Page	Time of revision	Mark	Page	Time of revision
	13-49	①		13-89			13-109-21	③		13-131- 7	③		21-22	①
●	13-50	⑤		13-90	①		13-109-22	③		13-131- 8	③		21-23	①
●	13-51	⑤		13-91			13-109-23	③		13-131- 9	③		21-24	①
	13-52			13-92			13-109-24	③		13-131-10	③		21-25	①
	13-53			13-93		●	13-110	⑤		13-131-11	③		21-26	①
	13-54			13-94			13-111	①		13-131-12	③		21-27	①
	13-55			13-95			13-112	①		13-132	①		21-28	①
	13-57			13-96	③		13-113	①		13-133	①		21-29	②
	13-57			13-97	③		13-113- 1	①		13-134	①		21-29-1	②
	13-58			13-98	①		13-114	③		13-135			21-30	①
	13-59			13-99			13-115	①		13-136	①		21-31	①
	13-60			13-101			13-116	①		13-137	①		21-32	②
	13-61			13-101			13-117	①		13-138			21-33	②
	13-62			13-102			13-117- 1	①					21-34	②
	13-63	①		13-103	①		13-117- 2	③	●	21- 1	⑤		21-35	②
	13-64	①		13-104	①		13-117- 3	③		21- 2	①		21-36	②
	13-65	①		13-105			13-117- 4	③		21- 3	②		21-37	②
	13-66	①		13-106			13-117- 5	③		21- 4	①		21-38	②
	13-67	①		13-107			13-117- 6	③		21- 5	①		21-39	②
	13-68	①		13-108	①		13-117- 7	③		21- 6	①		21-40	②
	13-9	①		13-109	①		13-118	③	●	21- 7	⑤		21-41	②
	13-70	①		13-101-1	③		13-119			21- 8	②		21-42	①
	13-71	①		13-109- 2	③		13-120			21- 9	②		21-43	①
	13-72			13-102- 3	③		13-112	①		21- 901	②		21-44	①
	13-73			13-109- 4	③		13-122	①	●	21-10	⑤		21-45	②
	13-74			13-109- 5	③		13-123	①		21-11	①		21-46	②
	13-75			13-109- 6	③		13-124	③	●	21-12	⑤		21-47	②
	13-76	①		13-109- 7	③		13-125	③		21-13	①		21-48	②
	13-77			13-109- 8	③		13-126		○	21-13-1	⑤		21-49	②
	13-78			13-109- 9	③		13-127	①	○	21-13-2	⑤		21-50	②
	13-79			13-109-10	③		13-128		○	21-13-3	⑤	●	21-51	⑤
	13-80			13-109-11	③		13-129	①	○	21-13-4	⑤		21-51-1	②
	13-81			13-109-13	③		13-130	①	●	21-14	⑤		21-51-2	②
	13-82	③		13-109-14	③		13-131	①		21-15	②		21-51-3	②
	13-83	③		13-109-15	③		13-131- 1	③		21-16	②		21-51-4	②
	13-84	①		13-109-16	③		13-131- 2	③	●	21-17	⑤		21-51-5	②
	13-85	①		13-109-17	③		13-131- 3	③		21-18	①		21-51-6	②
	13-86			13-109-18	③		13-131- 4	③		21-19	①		21-52	②
	13-87			13-109-19	③		13-131- 5	③		21-20	①		21-53	②
	13-88			13-109-20	③		13-131- 6	③		21-21	①		21-53-1	②

LIST OF REVISED PAGES

Mark	Page	Time of revision	Mark	Page	Time of revision	Mark	Page	Time of revision	Mark	Page	Time of revision	Mark	Page	Time of revision
	21-53-2	②		21-77	②		23- 1			23-31			23-70	①
	21-54	①		21-7701	②		23- 2	③		23-32			23-71	
	21-55	②		21-78	②		23- 3	③		23-33			23-72	
	21-55-1	②		21-79	②		23- 4			23-34			23-73	①
	21-55-2	②		21-80	②		23- 5			23-35			23-74	①
	21-56	②		21-81	②		23- 6			23-36			23-75	①
	21-57	②		21-81-1	②		23- 7		●	23-37	⑤		23-75-1	③
	21-58	②		21-81-2	②		23- 8			23-38			23-75-2	①
	21-59	②	●	21-82	⑤		23- 9			23-39			23-75-3	①
	21-5901	②		21-83	①		23-10			23-40			23-75-5	③
	21-59-2	②		21-84	①		23-11			23-41			23-75-6	①
	21-59-3	②		21-85	①		23-12	③	●	23-42	⑤		23-75-7	①
	21-59-4	②					23-13			23-43			23-75-8	①
	21-59-5	②		22- 1	①		23-14			23-44			23-76	①
	21-59-6	②		22- 2	①		23-15			23-45			23-77	
	21-60	②		22- 3	①		23-16	③		23-46			23-78	
	21-61	②	●	22- 4	⑤		23-17			23-47			23-79	
	21-61-1	②	●	22- 5	⑤		23-18			23-48			23-80	①
	21-61-2	②	●	22- 6	⑤		23-19			23-49			23-81	①
	21-62	②	●	22- 6-1	⑤		23-20	③		23-50	③		23-82	
	21-63	②	●	22- 7	⑤		23-21			23-51			23-83	①
	21-64	②		22- 8	①		23-22			23-52			23-84	①
	21-65	②		22- 9	①		23-23			23-53			23-85	
	21-65-1	②		22-10	③		23-24			23-54	③		23-85-1	③
	21-65-2	②		22-10-1	③		23-25			23-55			23-85-2	①
	21-65-3	②		22010-2	③		23-26	③		23-56			23-85-3	①
	21-65-4	②	●	22-11	⑤		23-27			23-57	③		23-85-4	①
	21-66	①		22-12	③		23-28			23-57-1	③		23-85-5	③
	21-67	①	●	22-12-1	⑤		23-29			23-58			23-85-6	①
	21-68	②		22-13	③		23-2901	③		23-59			23-85-7	①
	21-69	②	●	22-14	⑤		23-29- 2	③		23-60			23-85-8	①
	21-70	②		22-15	③		23-29- 3	③		23-61			23-85-9	①
	21-71	②		22-16	①		23-29- 4	③		23-62			23-85-10	③
	21-72	②		22-17	③		23-29- 5	③		23-63			23-86	①
	21-73	②		22-17-1	③		23-29- 7	③		23-64			23-87	
	21-74	②		22-18	①		23-29- 8	③		23-65			23-88	
	21-75	②		22-19	①		23-29- 9	③		23-66	①		23-89	
●	21-75-1	⑤	●	22-20	⑤		23-29-10	③		23-67			23-90	
	21-75-2	②	●	22-21	⑤		23-29-11	③		23-68			23-91	
	21-76	②		22-22	①		23-30			23-69			23-92	

LIST OF REVISED PAGES

Mark	Page	Time of revision	Mark	Page	Time of revision	Mark	Page	Time of revision	Mark	Page	Time of revision	Mark	Page	Time of revision
	23-94			23-126-8	①		23-166			23-199-3	②		23-217	③
	23-95			23-126-9	①		23-167			23-199-4	②		23-217-1	③
	23-96		●	23-128	⑤		23-168			23-200	②		23-217-2	③
	23-97			23-129	①		23-169			23-201			23-218	①
	23-98	①		23-130	①		23-170			23-202			23-219	
	23-99	①		23-131			23-171			23-203			23-220	①
	23-100			23-132			23-172			23-204	②		23-221	
	23-101			23-133			23-173			23-205			23-222	①
	23-102	①		23-134			23-174			23-206			23-223	①
	23-103	①		23-135			23-175			23-207			23-224	①
	23-104	①		23-136			23-176			23-207-1	②		23-226	③
	(23-105)			23-137			23-177			23-207-2	②		23-227	①
●	23-1-6		●	23-138	⑤		23-178			23-207-3	②		23-228	①
	23-107	①	●	23-139	⑤		23-179			23-207-4	②		23-229	①
	23-108			23-140			23-180			23-207-5	②		23-230	③
	23-109			23-141			23-181			23-207-7	②		23-231	①
	23-110			23-142			23-182			23-207-8	②		23-232	①
	23-111	①		23-143	①		23-183		●	23-207-9	⑤		23-233	①
	23-112			23-144	①		23-184			23-207-10	②		23-233-1	③
	23-113			23-145			23-185		●	23-208	⑤		23-234	
	23-114	①		23-146			23-186			23-209	②		23-235	
	23-115			23-147	①		23-187			23-210	③		23-236	
	23-116			23-148	①		23-188		●	23-211	⑤		23-237	①
	23-117			23-149			23-189			23-211- 1	③		23-238	①
	23-118			23-150	①		23-190			23-211- 2	③		23-239	①
	23-119			23-151			23-191			23-211- 3	③		23-240	①
	23-120	①		23-152	①		23-192	①		23-211- 4	③		23-241	①
	23-121			23-153			23-193	①		23-211- 5	③		23-242	①
	23-122	①		23-154			23-194	①		23-211- 6	③		23-243	①
	23-123	①		23-155			23-195	①		23-211- 7	③		23-244	①
	23-124	①		23-156		●	23-195-1	⑤		23-211- 8	③		23-245	①
	23-125	①		23-157		●	23-195-2	⑤		23-211- 9	③		23-246	①
	23-126	①		23-158		●	23-195-3	②		23-211-10	③		23-247	③
	23-12601	①		23-159			23-195-4	②		23-211-11	③		23-248	①
	23-126-2	①		23-160			23-196	②		23-211-12	③		23-249	①
	23-126-3	①		23-161			23-197			23-212			23-250	①
	23-126-4	①		23-162			23-198	②		23-213			23-251	①
	23-126-5	①		23-163						23-214			23-252	①
	23-126-6	①		23-164		●	23-199-1	⑤		23-215	③		23-253	①
	23-126-7	①		23-165			23-1199-2	②	●	23-216	⑤		23-254	①

LIST OF REVISED PAGES

Mark	Page	Time of revision	Mark	Page	Time of revision	Mark	Page	Time of revision	Mark	Page	Time of revision	Mark	Page	Time of revision.
	23-2255			23-295	①		25- 1			33- 8			34- 3	②
	23-256	①		23-296	①		25- 2			33- 9		●	34- 4	⑤
	23-257		●	23-297	⑤		25- 3			33-10			34- 5	①
	23-258	①		23-298	①		25- 4			33-11		●	4- 6	⑤
	23-259	①					25- 5			33-12		●	34- 7	⑤
	23-260	①		24- 1	②		25- 6			33-13		●	34- 8	⑤
	23-261	①	●	24- 2	⑤		25- 7			33-14			34-10	①
	23-262	①	●	24- 3	⑤		25- 8			33-15			34-11	①
	23-263	①	○	24- 3-1	⑤		25- 9			33-16			34-12	②
	23-264	①	○	24- 3-2	⑤		25-10			33-17			34-13	②
	23-265	①		24- 4	①		25-11			33-18		●	34-13-1	⑤
	23-266	①		24- 5	①		25-12			33-19		●	34-13-2	⑤
	23-267	①		24- 6	①		25-13			33-20		○	34-13-3	⑤
	23-268	①		24- 7	②		25-14			33-21		○	34-13-4	⑤
	23-269	①		24- 8	①		25-15			33-22		●	34-14	⑤
	23-270	①		24- 9	②		25-16			33-23				
	23-271	①		24-10	①		25-17			33-24			61- 1	②
	23-272	①	●	24-11	⑤		25-18			23-25			61- 2	①
	23-273	①	●	24-12	⑤					33-26			61- 3	①
	23-274	①		24-13	②					33-27			61- 4	①
	23-275	①		24-14	①		31- 1	①		33-28			61- 5	①
	23-276	①		24-16	①		31- 2	①		33-29			61- 6	②
	23-277	①		24-17	①		31- 3	①		33-30			61- 7	①
	23-278	①		24-18	②		●	31- 4	⑤	33-31			61- 8	①
	23-279	①		24-19	②		●	31- 5	⑤	33-32			61- 9	①
	23-280	①		24-19-1	②		●	31- 6	⑤	33-33			61-10	①
	23-281	①		24-19-2	②			31- 8	①	33-34			61-11	①
	23-282	①		24-20	②			31- 9	①	33-35			61-12	②
●	23-283	⑤		24-21	②			31-10	②	33-36			61-13	②
	23-284	①		24-22	①		●	31-10-1	⑤	33-37			61-14	②
●	23-285	⑤		24-23	③		○	31-10-2	⑤	33-38			61-15	②
	23-286	①		24-24	①			31-11	②	33-39			61-15-1	②
	23-287	①		24-26	②					33-40			61-16	②
	23-288	①		24-26	②			33- 1		33-41			61-17	②
	23-289	①	●	24-26-1	⑤			33- 2		33-42			61-18	①
	23-290	①		24-26-2	②			33- 3		33-43			61-19	①
	23-291	①	●	24-27	⑤			33- 4		33-44			61-20	①
	23-292	①	●	24-28	⑤			33- 5					61-21	①
	23-293	①	●	24-29	⑤			33- 6		34- 1	①		61-22	①
	23-294	①						33- 7		34- 2	①		61-23	①

LIST OF REVISED PAGES

Mark	Page	Time of revision	Mark	Page	Time of revision	Mark	Page	Time of revision	Mark	Page	Time of revision	Mark	Page	Time of revision
	61-24	①		63- 1			63-29			63-69			63-109	
	61-25	①		63- 2	③		63-30			63-70			63-110	
	61-25	①		63- 3	③		63-31			63-71			63-111	
	61-27	②		63- 4	③		63-32			63-72			63-112	
	61-28	②		63- 5			63-33			63-73			63-113	
	61-29	②		63- 6			63-34			63-74			63-114	
	61-29-1	②		63- 7			63-35			63-75			63-115	
	62-29-2	⑤		6- 8	③		63-36			63-76			63-116	
	61-30	①		63- 9			36-37			63-77			63-117	
	61-31	①		63-10	③		63-38			6-78			63-118	
	61-32	①		63-11			63-39			63-79			63-119	
	61-33	①		63-12			63-40			63-80			63-120	
	61-34	①		63-13			63-41			63-81			63-121	
	61-35	②		63-14	③		63-42			63-82			63-122	
	61-36	①		63-15			63-43			63-83			63-123	
	61-37	①		63-16			63-44			63-84			63-124	
	61-38	①		63017			63-45			63-85			63-125	
	61-39	①		63-17- 1	③		63-36			63-86			63-126	
	61-40	①		63-17- 2	③		63-47			63-87			63-127	
	61-41	①		63-17- 3	③		63-48			63-88			63-128	
	61-42	①		63-17- 4	③		63-49			63-89			63-129	
	61-43	①		63-17- 5	③		63-50			63-90			63-130	
	61-44	①		6-17- 6	③		63-51			63-91			63-131	
	61-45	①		63-17- 7	③		63-52			63-92			63-132	
	61-46	②		63-17- 8	③		63-53			63-93			63-133	
	61-47	②		63-17- 9	③		63-54			63-94			63-134	
	51-48	①		63-17-10	③		63-55			63-95			63-135	
				63-17-11	③		63-56			63-96			63-136	
				63-17-12	③		63-57			63-97			63-137	
	62- 1			63-18			63-58			63-98			63-138	
	62- 2			63-19			63-59			63-99				
	62- 4			63-0			63-50			63-100			64- 1	①
	62- 5			63-21			63-61			63-101			64- 2	②
	62- 6			63-22			63-62			63-102			64- 3	②
	62- 7			63-23			63-63			63-103			64- 4	②
	62- 8			63-24			63-64			63-104			64- 4-1	②
	62- 9			63-25			63-65			63-105			64- 5	②
	62-10			63-26			63-66			63-105			64- 6	②
	62-11			63-27			63-67			63-107			64- 7	②
	62-12			63-28			63-68			63-108			64- 8	②
	62-13	⑤												

LIST OF REVISED PAGES

Mark	Page	Time of revision	Mark	Page	Time of revision	Mark	Page	Time of revision	Mark	Page	Time of revision	Mark	Page	Time of revision
	64- 9	②		73-18			93-10	③						
	64-10	①		73-19			93-11	③						
	64011	①		73-20			93-12	③						
	6412	①		73-21			93-13	③						
	64-13	①		7-22										
	64-14	①		73-23										
	64-15	①		73-24										
	64-16	①												
	64-17	①		74- 1	①									
	64-18	①	●	74- 2	⑤									
			●	74- 3	⑤									
	65- 1			74- 4	①									
	65- 3		●	74- 6	⑤									
	65- 4			74- 7	②									
	65- 5													
	65- 6			90- 1	②									
				90- 2	①									
	71- 1	①	●	90- 3	⑤									
	71- 2	①		90- 4	②									
	71- 3	①	●	90- 5	⑤									
●	71- 4	⑤	●	90- 5-1	⑤									
	71- 5	②	●	90- 5-2	⑤									
				90- 6	①									
	73- 1			90- 7	①									
	73- 2			90- 8	①									
	73- 3			90- 9	①									
	73- 4			90-10	①									
	73- 5			90-11	①									
	73- 6			90-12	①									
	73- 7			90-13	①									
	73- 8			90-14	①									
	7- 9													
	73-10			93- 1	③									
	73-11			93- 2	③									
	73-12			93- 3	③									
	73-13			93- 4	③									
	73-14			93- 5	③									
	73-15			93- 7	③									
	73-16			03- 8	③									
	73-17													

CONTENTS

GENERAL	No. of page
	01-1

ENGINE

	No. of page
11 STRUCTURE AND FUNCTION	11-1
12 TESTING AND ADJUSTING	12-1
13 DISASSEMBLY AND ASSEMBLY	13-1

POWER TRAIN

21 STRUCTURE AND FUNCTION	21-1
22 TESTING AND ADJUSTING	22-1
23 DISASSEMBLY AND ASSEMBLY	23-1
24 MAINTENANCE STANDARD	24-1
25 TROUBLE SHOOTING	25-1

UNDERCARRIAGE

31 STRUCTURE AND FUNCTION	31-1
33 DISASSEMBLY AND ASSEMBLY	33-1
34 MAINTENANCE STANDARD	34-1

HYDRAULIC SYSTEM

61 STRUCTURE AND FUNCTION	61-1
62 TESTING AND ADJUSTING	62-1
63 DISASSEMBLY AND ASSEMBLY	63-1
64 MAINTENANCE STANDARD	64-1
65 TROUBLE SHOOTING	65-1

WORK EQUIPMENT



71 STRUCTURE AND FUNCTION	71-1
72 TESTING AND ADJUSTING	72-1
73 DISASSEMBLY AND ASSEMBLY	73-1
74 MAINTENANCE STANDARD	74-1

OTHERS

90 ELECTRICAL SYSTEM	90-1
----------------------------	------

IMPORTANT SAFETY NOTICE

Proper service and repair is extremely important for the safe operation of machine. The service and repair techniques recommended by Komatsu and described in this manual are both effective and safe methods of operation. Some of these operations require the use of tools specially designed by Komatsu for the purpose.

To prevent injury to workers, the symbols  and  are used to mark safety precautions in this manual. The cautions accompanying these symbols should always be followed carefully. If any dangerous situation arises or may possibly arise, first consider safety, and take the necessary actions to deal with the situation.

FOREWORD

This shop manual has been prepared as an aid in improving the quality of repairs by giving the serviceman an accurate understanding of the product and by showing him the correct way to perform repairs and make judgements. Make sure you understand the contents of this manual and use it to full effect at every available opportunity.

Organization

This shop manual mainly contains the necessary technical information for operations performed in a service workshop.

For ease of understanding, the manual is divided into chapters for each main group of components; these chapters are further divided into the following sections.

Structure and function

This section explains the structure and function of each component. It serves not only to give an understanding of the structure, but also serves as reference material for troubleshooting.

Testing and adjusting

This section explains checks to be made before and after performing repairs, as well as adjustments to be made at completion of the checks and repairs. Troubleshooting charts correlating "Diagnoses" to "Causes" are also included in this section.

Disassembly and assembly

This section explains the order to be followed when removing, installing, disassembling or assembling each component, as well as precautions to be taken for these operations.

Maintenance standards

This section gives the judgement standards when inspecting disassembled parts.

USING THE SHOP MANUAL

Volumes

Shop manuals are issued for carrying out repairs.

They are divided as follows:

Chassis volume: issued for every machine model

Engine volume: issued for each engine series

Electrical volume :
Fuel system volume : each issued as one volume to cover all models
Attachments volume :

In addition, the following volumes are issued for high level rebuilding techniques to cover all models.

Engine volume

Undercarriage volume

The following volumes are issued for inspection and tests after repairs:

Guidance for reusable parts volume

Bench test methods volume

These various volumes are designed to avoid duplicating the same information. Therefore to deal with all repairs for any model, it is necessary to have the shop manual for that model as well as the relevant engine volume, the fuel system volume and the electrical volume.





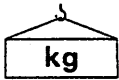




This shop manual is **chassis volume**.

Distribution and Updating

Recipients of shop manuals are recorded at the Komatsu Head Office. Any additions, amendments or other changes will be sent to all recipients without fail, so someone should be appointed to be in charge of manuals. In this way, pages can be added or removed immediately and the manuals kept up to date and easy to use.

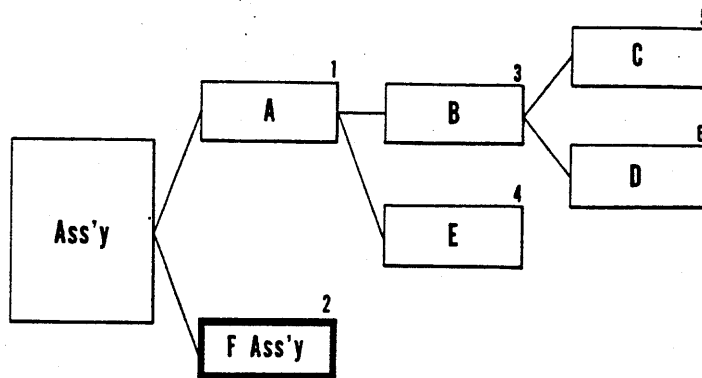
Symbols

So that the shop manual can be of sufficient practical use, we have marked important places for safety and quality with the following symbols.

SYMBOL	ITEM	REMARKS
	Security	This indicates work that requires special precautions for the security of the machine when assembling.
	Safety	Special safety precautions are necessary when performing the work.
		Extra special safety precautions are necessary when performing the work because it is under internal pressure.
	Caution	Special technical precautions or other precautions for preserving standards are necessary when performing the work.
	Weight	Weight of parts or systems. Caution necessary when selecting hoisting wire, or when working posture is important, etc.
	Tightening torque	Places that require special care with the tightening torque when assembling.
	Coat	Places to be coated with adhesives, etc. when assembling.
	Oil, water	Places for filling with oil, etc. Oil capacity.
	Drain	Places for draining oil, etc. Quantity to be drained.

Network Diagrams

The standard procedures for disassembly and assembly are described and shown in photographs for each part of the machine. The sequence or steps employed in disassembly and assembly are shown in network diagrams as depicted below.



The sequence of the procedural steps is given in arabic numbers on the top right of each block. For example, when it is necessary to remove part D from the assembly, the steps for removal should be A → B → D. Or, to remove part E the step is A → E. **F Ass'y** is an assembly for which the disassembling procedure is described separately. For assembly, the sequence is presented under each section, in the same manner as for disassembly.

Troubleshooting Chart

As shown below, the symptoms relating to a particular trouble are described in the line designated "Diagnoses". The cause of the trouble is then correlated under the "Causes" column and is shown marked.

Problem No. 1 Reduced tractive power or slow travel speed.

Diagnoses	Causes		
	Oil leaks in torque converter	Air suction in the hydraulic pump	
Torque converter oil pressure gauge shows lower than normal pressure. (normal 3 ~ 4.8 kg/cm ²)	○	○	○
Transmission oil pressure gauge shows lower than normal pressure. (normal 20 ~ 23 kg/cm ²)		○	
	○		

DEFINITION

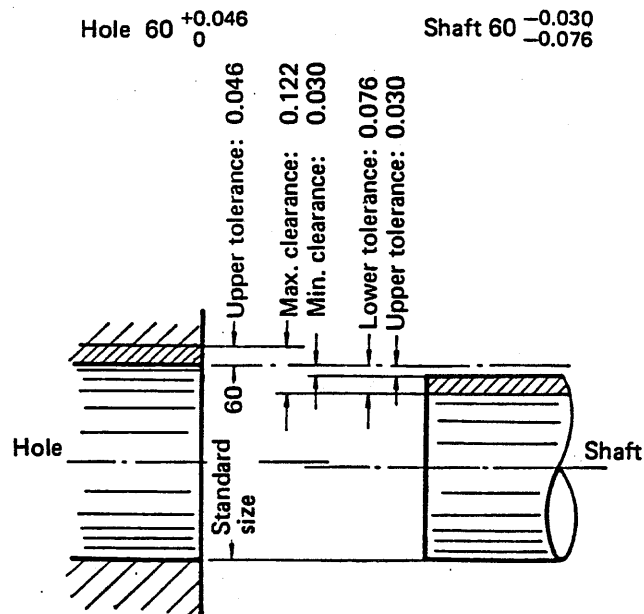
Standard Size, Tolerance

The dimensions of finished parts each differ a little. Therefore, when determining the finished dimensions of parts, a dimension that will be standard is determined provisionally, and then the difference allowed from it is indicated. The former is called the **standard size**, and the latter the **tolerance**.

The way to show this is by a plus or a minus sign with the tolerance in smaller numerals to the right the standard size.

Example: $120 \begin{smallmatrix} -0.022 \\ -0.126 \end{smallmatrix}$ (The same meaning as 119.874 – 119.978)

Moreover, when expressing the dimensions of a hole and the shaft that goes inside it, for the sake of convenience, the standard size for the hole and the shaft usually taken as the same, and the tolerances changed to indicate the tightness of the fit. For example, the fit of revolving shaft is indicated as follows, and is shown in the drawing.



Standard Size

This is the standard value at the time of design, the finished dimension of new parts.

Repair Limit

This is the limit in dimension up to which the part can be used. (The size of parts changes due to wear or distortion during use). When parts exceed the repair limit, they must be repaired or replaced as specified.

Standard Clearance

This is the clearance between two new parts after assembly, shown as a range between minimum clearance and maximum clearance. In general, parts are adjusted to this clearance after repair.

Clearance Limit

This is the maximum clearance allowed between parts. (The clearance increases due to wear, etc. during use.)
When the clearance exceeds the clearance limit, the parts must be repaired or replaced as specified.

Maintenance Standard

This is the number given to items in diagrams of individual components. The same number is given in the left-hand column for ease of identification.

Unit: mm

No.	Check item	Criteria			Remedy
		Serial No.	Standard size	Repair limit	
1					

Unit: mm

No.	Check item	Criteria					Remedy	
		Serial No.	Standard size	Tolerance		Standard clearance		Clearance limit
				Shaft	Hole			
10								

SHOP MANUAL

D455A-1

Serial No. D455A-1 1013 and up

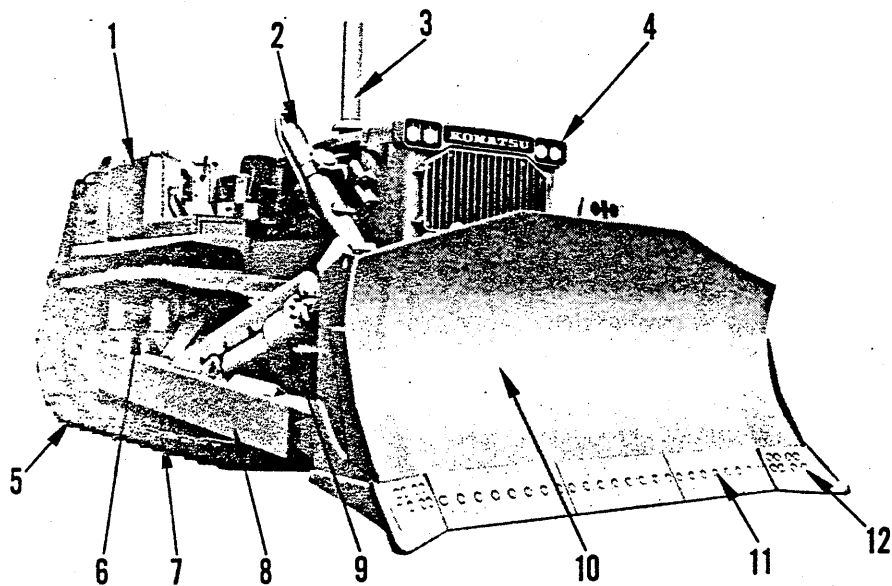
01 GENERAL



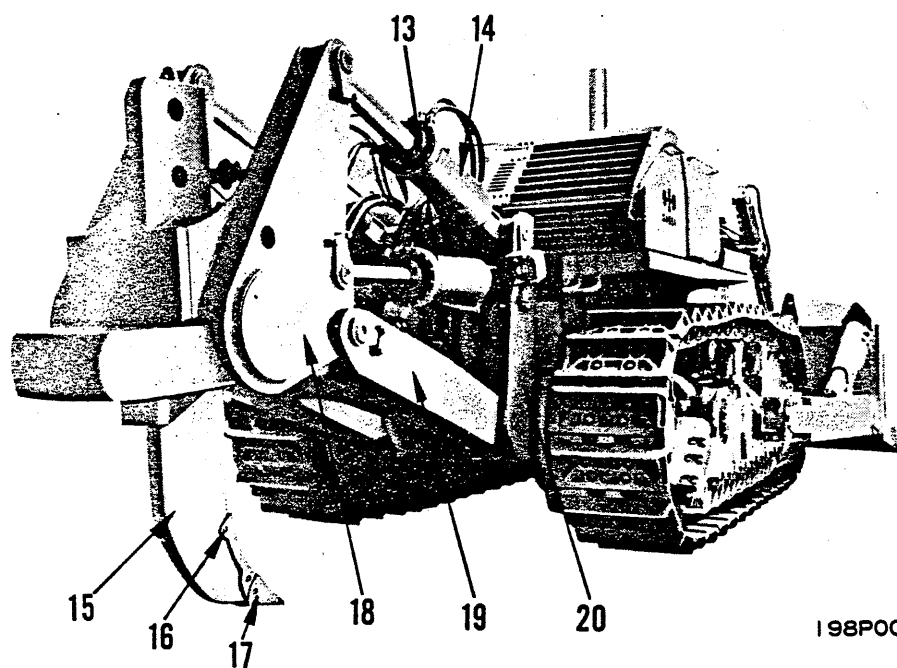
GENERAL

General locations	01- 2
Specifications	01- 4
General assembly drawing	01- 8
Engine specification	01- 9
Weight table	01-10
Serial number positions	01-12
List of oil and water capacity	01-14

GENERAL LOCATIONS (Machine Serial No. 1013 ~ 1300)



I 98P001



I 98P002

- | | | |
|------------------------|--------------------------|---------------|
| 1. Hydraulic tank | 8. Frame | 15. Shank |
| 2. Blade lift cylinder | 9. Blade tilt cylinder | 16. Protector |
| 3. Exhaust pipes | 10. Blade | 17. Point |
| 4. Head lamp | 11. Cutting edge | 18. Beam |
| 5. Track shoe | 12. End bit | 19. Arm |
| 6. Carrier roller | 13. Ripper lift cylinder | 20. Bracket |
| 7. Track roller guard | 14. Ripper tilt cylinder | |