

**SHOP**

**MANUAL**

**KOMATSU**

**6D105 SERIES**

**DIESEL ENGINE**

# CONTENTS

|  | No. of page |
|--|-------------|
| <b>01 GENERAL</b> .....                  | 01-001      |
| <b>11 STRUCTURE AND FUNCTION</b> .....   | 11-001      |
| <b>12 TESTING AND ADJUSTING</b> .....    | 12-001      |
| <b>13 DISASSEMBLY AND ASSEMBLY</b> ..... | 13-001      |
| <b>14 MAINTENANCE STANDARD</b> .....     | 14-001      |

Not to be reproduced in whole or in part without the prior written permission of  
**KOMATSU**, Tokyo, Japan.

The affected pages are indicated by the use of the following marks. It is requested that necessary actions be taken to these pages according to the table below.

| Mark | Indication             | Action required |
|------|------------------------|-----------------|
| ○    | Page to be newly added | Add             |
| ●    | Page to be replaced    | Replace         |
| ( )  | Page to be deleted     | Discard         |

Pages having no marks are those previously revised or made additions.

### LIST OF REVISED PAGES



| Mark | Page     | Revision number | Mark | Page     | Revision number | Mark | Page     | Revision number | Mark | Page     | Revision number | Mark | Page     | Revision number |
|------|----------|-----------------|------|----------|-----------------|------|----------|-----------------|------|----------|-----------------|------|----------|-----------------|
| ●    | 00-1     | (9)             |      | 01-026   |                 |      | 11-016   |                 |      | 11-061   |                 |      | 12-030   |                 |
|      | 00-2     | (8)             |      | 01-027   |                 | ●    | 11-017   | (9)             |      | 11-062   |                 |      | 12-031   |                 |
| ●    | 00-2-1   | (9)             |      | 01-028   |                 |      | 11-018   |                 | ●    | 11-063   | (9)             |      | 12-032   |                 |
| ●    | 00-2-2   | (9)             |      | 01-029   |                 |      | 11-019   |                 |      | 11-064   |                 |      | 12-033   |                 |
|      | 00-3     |                 |      | 01-030   |                 | ●    | 11-020   | (9)             | ●    | 11-065   | (9)             |      | 12-034   |                 |
|      | 00-4     |                 |      | 01-031   |                 |      | 11-021   |                 |      | 11-065-1 | (7)             |      | 12-035   |                 |
|      | 00-5     |                 |      | 01-032   |                 |      | 11-022   |                 |      | 11-066   |                 |      | 12-036   | (8)             |
|      | 00-6     |                 |      | 01-033   |                 |      | 11-023   |                 | ●    | 11-067   | (9)             |      | 12-037   | (8)             |
|      | 00-7     |                 |      | 01-034   |                 |      | 11-024   |                 | ●    | 11-068   | (9)             |      | 12-037-1 | (7)             |
|      | 00-8     |                 |      | 01-035   |                 |      | 11-025   |                 | ○    | 11-068-1 | (9)             | ●    | 12-038   | (9)             |
|      | 00-9     |                 |      | 01-036   |                 |      | 11-026   |                 |      | 11-069   |                 |      | 12-039   |                 |
|      | 00-10    |                 |      | 01-036-1 | (7)             |      | 11-027   |                 | ●    | 11-070   | (9)             |      | 12-040   |                 |
|      | 00-11    |                 |      | 01-037   |                 |      | 11-028   |                 | ●    | 11-071   | (9)             |      | 12-041   |                 |
|      | 00-12    |                 |      | 01-038   |                 |      | 11-029   |                 | ●    | 11-072   | (9)             |      | 12-042   |                 |
|      | 00-13    |                 |      | 01-038-1 | (8)             |      | 11-030   |                 |      | 11-074   |                 |      | 12-043   |                 |
|      | 00-14    |                 |      | 01-039   |                 | ●    | 11-031   | (9)             |      | 11-075   |                 |      | 12-044   |                 |
|      | 00-15    |                 |      | 01-040   |                 |      | 11-032   |                 |      |          |                 | ●    | 12-045   | (9)             |
|      | 00-16    |                 |      | 01-041   |                 |      | 11-033   |                 |      | 12-001   | (7)             |      | 12-046   |                 |
|      |          |                 |      | 01-042   |                 |      | 11-035   | (7)             |      | 12-002   |                 |      | 12-047   |                 |
|      | 01-001   |                 |      | 01-043   |                 |      | 11-036   |                 |      | 12-003   | (7)             | ●    | 12-048   | (9)             |
|      | 01-002   |                 |      | 01-044   |                 |      | 11-037   |                 |      | 12-004   |                 |      | 12-049   |                 |
|      | 01-003   |                 |      | 01-045   |                 |      | 11-038   |                 |      | 12-005   |                 |      | 12-050   |                 |
|      | 01-004   |                 |      | 01-046   |                 |      | 11-039   |                 |      | 12-006   |                 |      | 12-051   |                 |
|      | 01-005   |                 |      | 01-047   | (7)             |      | 11-040   |                 |      | 12-007   |                 |      | 12-052   |                 |
|      | 01-006   |                 |      | 01-048   | (7)             |      | 11-041   | (7)             |      | 12-008   |                 |      | 12-053   |                 |
| ●    | 01-007   | (9)             |      | 01-049   |                 | ●    | 11-042   | (9)             |      | 12-009   |                 |      | 12-054   |                 |
| ●    | 01-008   | (9)             | ○    | 01-050   | (9)             |      | 11-043   |                 |      | 12-010   |                 |      | 12-055   |                 |
| ●    | 01-009   | (9)             | ○    | 01-051   | (9)             |      | 11-044   | (7)             | ●    | 12-011   | (9)             |      | 12-056   |                 |
| ●    | 01-009-1 | (9)             | ○    | 01-052   | (9)             |      | 11-045   |                 | ●    | 12-012   | (9)             |      | 12-057   |                 |
| ●    | 01-010   | (9)             |      |          |                 |      | 11-046   | (7)             | ●    | 12-013   | (9)             |      | 12-058   |                 |
|      | 01-011   | (7)             |      | 11-001   | (7)             |      | 11-047   |                 | ●    | 12-014   | (9)             |      | 12-058-1 | (8)             |
| ○    | 01-011-1 | (9)             |      | 11-002   |                 | ●    | 11-048   | (9)             |      | 12-015   |                 |      | 12-058-2 | (8)             |
|      | 01-012   |                 |      | 11-003   |                 |      | 11-049   |                 |      | 12-016   |                 | ○    | 12-058-3 | (9)             |
|      | 01-013   |                 |      | 11-004   |                 | ●    | 11-050   | (9)             |      | 12-017   |                 | ○    | 12-058-4 | (9)             |
|      | 01-014   |                 |      | 11-005   |                 | ●    | 11-050-1 | (9)             |      | 12-018   |                 | ○    | 12-058-5 | (9)             |
|      | 01-015   |                 | ●    | 11-006   | (9)             |      | 11-050-2 | (7)             |      | 12-019   |                 |      | 12-059   |                 |
|      | 01-016   |                 |      | 11-007   |                 |      | 11-051   | (7)             |      | 12-020   |                 |      | 12-060   |                 |
|      | 01-017   |                 |      | 11-008   | (7)             |      | 11-052   |                 |      | 12-021   |                 |      | 12-061   |                 |
|      | 01-018   |                 |      | 11-008-1 | (7)             |      | 11-053   |                 | ●    | 12-022   | (9)             |      | 12-062   |                 |
|      | 01-019   |                 |      | 11-009   |                 |      | 11-054   |                 | ●    | 12-023   | (9)             |      | 12-063   |                 |
|      | 01-020   | (7)             |      | 11-010   | (7)             |      | 11-055   |                 |      | 12-024   |                 | ●    | 12-064   | (9)             |
|      | 01-021   |                 |      | 11-011   |                 |      | 11-056   |                 |      | 12-025   |                 |      | 12-065   |                 |
|      | 01-022   | (7)             |      | 11-012   |                 |      | 11-057   |                 |      | 12-026   |                 |      | 12-066   |                 |
|      | 01-023   |                 |      | 11-013   | (7)             |      | 11-058   |                 |      | 12-027   |                 |      | 12-067   |                 |
| ●    | 01-024   | (9)             |      | 11-014   |                 |      | 11-059   |                 | ●    | 12-028   | (9)             |      | 12-068   |                 |
|      | 01-025   |                 |      | 11-015   |                 |      | 11-060   |                 | ●    | 12-029   | (9)             | ●    | 12-069   | (9)             |

| Mark | Page     | Revision number | Mark | Page   | Revision number | Mark | Page   | Revision number | Mark | Page | Revision number | Mark | Page | Revision number |
|------|----------|-----------------|------|--------|-----------------|------|--------|-----------------|------|------|-----------------|------|------|-----------------|
| ●    | 12-070   | (9)             |      | 13-012 |                 | ●    | 14-012 | (9)             |      |      |                 |      |      |                 |
| ●    | 12-071   | (9)             |      | 13-013 |                 |      | 14-013 |                 |      |      |                 |      |      |                 |
| ●    | 12-072   | (9)             |      | 13-014 |                 | ●    | 14-014 | (9)             |      |      |                 |      |      |                 |
| ●    | 12-073   | (9)             |      | 13-015 |                 | ●    | 14-015 | (9)             |      |      |                 |      |      |                 |
|      | 12-074   | (7)             |      | 13-016 |                 |      | 14-016 |                 |      |      |                 |      |      |                 |
|      | 12-075   | (8)             |      | 13-017 |                 | ●    | 14-017 | (9)             |      |      |                 |      |      |                 |
|      | 12-076   | (8)             |      | 13-018 |                 |      | 14-018 |                 |      |      |                 |      |      |                 |
| ○    | 12-077   | (9)             |      | 13-019 |                 |      | 14-019 |                 |      |      |                 |      |      |                 |
|      | 12-078   |                 |      | 13-020 |                 | ●    | 14-020 | (9)             |      |      |                 |      |      |                 |
|      | 12-079   |                 |      | 13-021 |                 | ●    | 14-021 | (9)             |      |      |                 |      |      |                 |
|      | 12-080   | (8)             |      | 13-022 |                 |      | 14-022 |                 |      |      |                 |      |      |                 |
|      | 12-081   | (8)             |      | 13-023 |                 |      |        |                 |      |      |                 |      |      |                 |
|      | 12-082   | (8)             |      | 13-024 |                 |      |        |                 |      |      |                 |      |      |                 |
|      | 12-083   | (8)             |      | 13-025 |                 |      |        |                 |      |      |                 |      |      |                 |
| ○    | 12-083-1 | (9)             |      | 13-026 |                 |      |        |                 |      |      |                 |      |      |                 |
| ○    | 12-083-2 | (9)             |      | 13-027 |                 |      |        |                 |      |      |                 |      |      |                 |
|      | 12-084   |                 | ●    | 13-028 | (9)             |      |        |                 |      |      |                 |      |      |                 |
|      | 12-085   |                 |      | 13-029 |                 |      |        |                 |      |      |                 |      |      |                 |
| ●    | 12-086   | (9)             | ●    | 13-030 | (9)             |      |        |                 |      |      |                 |      |      |                 |
| ●    | 12-087   | (9)             |      | 13-031 |                 |      |        |                 |      |      |                 |      |      |                 |
| ●    | 12-088   | (9)             |      | 13-032 |                 |      |        |                 |      |      |                 |      |      |                 |
| ●    | 12-088-1 | (9)             |      | 13-033 |                 |      |        |                 |      |      |                 |      |      |                 |
| ●    | 12-089   | (9)             |      | 13-034 |                 |      |        |                 |      |      |                 |      |      |                 |
| ●    | 12-090   | (9)             |      | 13-035 |                 |      |        |                 |      |      |                 |      |      |                 |
| ●    | 12-091   | (9)             |      | 13-036 |                 |      |        |                 |      |      |                 |      |      |                 |
| ●    | 12-092   | (9)             | ●    | 13-037 | (9)             |      |        |                 |      |      |                 |      |      |                 |
| ●    | 12-093   | (9)             |      | 13-038 |                 |      |        |                 |      |      |                 |      |      |                 |
|      | 12-094   |                 |      | 13-039 |                 |      |        |                 |      |      |                 |      |      |                 |
|      | 12-095   | (7)             |      | 13-040 |                 |      |        |                 |      |      |                 |      |      |                 |
| ●    | 12-096   | (9)             |      | 13-041 |                 |      |        |                 |      |      |                 |      |      |                 |
| ●    | 12-097   | (9)             |      | 13-042 |                 |      |        |                 |      |      |                 |      |      |                 |
| ●    | 12-098   | (9)             |      | 13-043 |                 |      |        |                 |      |      |                 |      |      |                 |
| ●    | 12-099   | (9)             |      | 13-044 |                 |      |        |                 |      |      |                 |      |      |                 |
| ●    | 12-100   | (9)             |      | 13-045 |                 |      |        |                 |      |      |                 |      |      |                 |
| ●    | 12-101   | (9)             |      | 13-046 | (7)             |      |        |                 |      |      |                 |      |      |                 |
| ●    | 12-102   | (9)             |      | 13-047 |                 |      |        |                 |      |      |                 |      |      |                 |
| ●    | 12-103   | (9)             |      | 13-048 |                 |      |        |                 |      |      |                 |      |      |                 |
| ●    | 12-104   | (9)             |      | 13-049 |                 |      |        |                 |      |      |                 |      |      |                 |
|      | 12-105   |                 |      | 13-050 |                 |      |        |                 |      |      |                 |      |      |                 |
| ●    | 12-106   | (9)             |      | 13-051 |                 |      |        |                 |      |      |                 |      |      |                 |
| ●    | 12-107   | (9)             |      | 13-052 |                 |      |        |                 |      |      |                 |      |      |                 |
| ●    | 12-108   | (9)             |      | 13-053 |                 |      |        |                 |      |      |                 |      |      |                 |
| ●    | 12-109   | (9)             |      | 13-054 |                 |      |        |                 |      |      |                 |      |      |                 |
| ●    | 12-110   | (9)             |      | 13-055 |                 |      |        |                 |      |      |                 |      |      |                 |
| ●    | 12-111   | (9)             |      | 13-056 |                 |      |        |                 |      |      |                 |      |      |                 |
| ●    | 13-001   | (9)             |      | 14-001 |                 |      |        |                 |      |      |                 |      |      |                 |
|      | 13-002   |                 | ●    | 14-002 | (9)             |      |        |                 |      |      |                 |      |      |                 |
|      | 13-003   |                 | ●    | 14-003 | (9)             |      |        |                 |      |      |                 |      |      |                 |
|      | 13-004   |                 | ●    | 14-004 | (9)             |      |        |                 |      |      |                 |      |      |                 |
|      | 13-005   |                 |      | 14-005 |                 |      |        |                 |      |      |                 |      |      |                 |
|      | 13-006   |                 | ●    | 14-006 | (9)             |      |        |                 |      |      |                 |      |      |                 |
|      | 13-007   |                 |      | 14-007 |                 |      |        |                 |      |      |                 |      |      |                 |
|      | 13-008   |                 |      | 14-008 |                 |      |        |                 |      |      |                 |      |      |                 |
|      | 13-009   |                 | ●    | 14-009 | (9)             |      |        |                 |      |      |                 |      |      |                 |
|      | 13-010   |                 |      | 14-010 | (7)             |      |        |                 |      |      |                 |      |      |                 |
|      | 13-011   |                 |      | 14-011 |                 |      |        |                 |      |      |                 |      |      |                 |



## IMPORTANT SAFETY NOTICE

Proper service and repair is extremely important for the safe operation of your machine. The service and repair techniques recommended by Komatsu and described in this manual are both effective and safe methods of operation. Some of these operations require the use of tools specially designed by Komatsu for the purpose.

To prevent injury to workers, the symbols  and  are used to mark safety precautions in this manual. The cautions accompanying these symbols should always be followed carefully. If any dangerous situation arises or may possibly arise, first consider safety, and take the necessary actions to deal with the situation.



## SAFETY

### GENERAL PRECAUTIONS

Mistakes in operation are extremely dangerous. Read the Operation and Maintenance Manual carefully BEFORE operating the machine.

1. Before carrying out any greasing or repairs, read all the precautions given on the decals which are fixed to the machine.
2. When carrying out any operation, always wear safety shoes and helmet. Do not wear loose work clothes, or clothes with buttons missing.
  - Always wear safety glasses when hitting parts with a hammer.
  - Always wear safety glasses when grinding parts with a grinder, etc.
3. If welding repairs are needed, always have a trained, experienced welder carry out the work. When carrying out welding work, always wear welding gloves, apron, glasses, cap and other clothes suited for welding work.
4. When carrying out any operation with two or more workers, always agree on the operating procedure before starting. Always inform your fellow workers before starting any step of the operation. Before starting work, hang UNDER REPAIR signs on the controls in the operator's compartment.
5. Keep all tools in good condition and learn the correct way to use them.

6. Decide a place in the repair workshop to keep tools and removed parts. Always keep the tools and parts in their correct places. Always keep the work area clean and make sure that there is no dirt or oil on the floor. Smoke only in the areas provided for smoking. Never smoke while working.

### PREPARATIONS FOR WORK

7. Before adding oil or making any repairs, park the machine on hard, level ground, and block the wheels or tracks to prevent the machine from moving.
8. Before starting work, lower blade, ripper, bucket or any other work equipment to the ground. If this is not possible, insert the safety pin or use blocks to prevent the work equipment from falling. In addition, be sure to lock all the control levers and hang warning signs on them.
9. When disassembling or assembling, support the machine with blocks, jacks or stands before starting work.
10. Remove all mud and oil from the steps or other places used to get on and off the machine. Always use the handrails, ladders or steps when getting on or off the machine. Never jump on or off the machine. If it is impossible to use the handrails, ladders or steps, use a stand to provide safe footing.

## PRECAUTIONS DURING WORK

11. When removing the oil filler cap, drain plug or hydraulic pressure measuring plugs, loosen them slowly to prevent the oil from spurting out.  
Before disconnecting or removing components of the oil, water or air circuits, first remove the pressure completely from the circuit.
12. The water and oil in the circuits are hot when the engine is stopped, so be careful not to get burned.  
Wait for the oil and water to cool before carrying out any work on the oil or water circuits.
13. Before starting work, remove the leads from the battery. Always remove the lead from the negative (–) terminal first.
14. When raising heavy components, use a hoist or crane.  
Check that the wire rope, chains and hooks are free from damage.  
Always use lifting equipment which has ample capacity.  
Install the lifting equipment at the correct places. Use a hoist or crane and operate slowly to prevent the component from hitting any other part. Do not work with any part still raised by the hoist or crane.
15. When removing covers which are under internal pressure or under pressure from a spring, always leave two bolts in position on opposite sides. Slowly release the pressure, then slowly loosen the bolts to remove.
16. When removing components, be careful not to break or damage the wiring. Damaged wiring may cause electrical fires.
17. When removing piping, stop the fuel or oil from spilling out. If any fuel or oil drips on to the floor, wipe it up immediately. Fuel or oil on the floor can cause you to slip, or can even start fires.
18. As a general rule, do not use gasoline to wash parts. In particular, use only the minimum of gasoline when washing electrical parts.
19. Be sure to assemble all parts again in their original places.  
Replace any damaged parts with new parts.
  - When installing hoses and wires, be sure that they will not be damaged by contact with other parts when the machine is being operated.
20. When installing high pressure hoses, make sure that they are not twisted. Damaged tubes are dangerous, so be extremely careful when installing tubes for high pressure circuits. Also, check that connecting parts are correctly installed.
21. When assembling or installing parts, always use the specified tightening torques. When installing protective parts such as guards, or parts which vibrate violently or rotate at high speed, be particularly careful to check that they are installed correctly.
22. When aligning two holes, never insert your fingers or hand. Be careful not to get your fingers caught in a hole.
23. When measuring hydraulic pressure, check that the measuring tool is correctly assembled before taking any measurements.
24. Take care when removing or installing the tracks of track-type machines.  
When removing the track, the track separates suddenly, so never let anyone stand at either end of the track.

---

## FOREWORD

---

This shop manual has been prepared as an aid to improve the quality of repairs by giving the serviceman an accurate understanding of the product and by showing him the correct way to perform repairs and make judgements. Make sure you understand the contents of this manual and use it to full effect at every opportunity.

This shop manual mainly contains the necessary technical information for operations performed in a service workshop.

For ease of understanding, the manual is divided into chapters for each main group of components; these chapters are further divided into the following sections.

### **STRUCTURE AND FUNCTION**

This section explains the structure and function of each component. It serves not only to give an understanding of the structure, but also serves as reference material for troubleshooting.

### **TESTING AND ADJUSTING**

This section explains checks to be made before and after performing repairs, as well as adjustments to be made at completion of the checks and repairs.

Troubleshooting charts correlating "Problems" to "Causes" are also included in this section.

### **DISASSEMBLY AND ASSEMBLY**

This section explains the order to be followed when removing, installing, disassembling or assembling each component, as well as precautions to be taken for these operations.

### **MAINTENANCE STANDARD**

This section gives the judgement standards when inspecting disassembled parts.

### **NOTICE**

**The specifications contained in this shop manual are subject to change at any time and without any advance notice. Contact your KOMATSU distributor for the latest information.**

## HOW TO READ THE SHOP MANUAL

### VOLUMES

Shop manuals are issued as a guide to carrying out repairs. They are divided as follows:

- Chassis volume:** Issued for every machine model
- Engine volume:** Issued for each engine series
- Electrical volume** : } Each issued as one volume to cover all models
- Attachments volume** : }

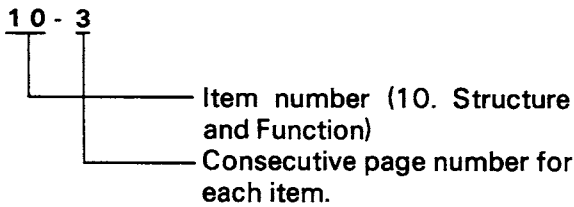
These various volumes are designed to avoid duplicating the same information. Therefore to deal with all repairs for any model, it is necessary that chassis, engine, electrical and attachment volumes are ready.

### DISTRIBUTION AND UPDATING

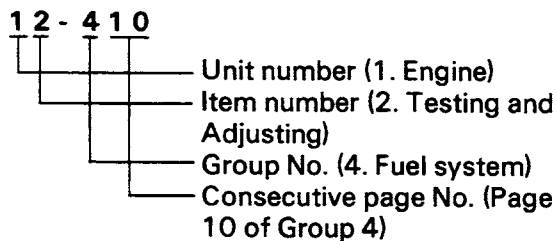
Any additions, amendments or other changes will be sent to KOMATSU distributors. Get the most up-to-date information before you start any work.

### FILING METHOD

- See the page number on the bottom of the page. File the pages in correct order.
- Following examples shows how to read the page number.  
Example 1 (Chassis volume):



Example 2 (Engine volume):



- Additional pages:** Additional pages are indicated by a hyphen (-) and number after the page number. File as in the example.  
Example:



### REVISED EDITION MARK (①②③ ...)

When a manual is revised, an edition mark is recorded on the bottom outside corner of the pages.

### REVISIONS

Revised pages are shown at the LIST OF REVISED PAGES on the between the title page and SAFETY page.

### SYMBOLS


So that the shop manual can be of ample practical use, important places for safety and quality are marked with the following symbols.

| Symbol | Item              | Remarks  |
|--------|-------------------|--|
|        | Safety            | Special safety precautions are necessary when performing the work.   |
|        |                   | Extra special safety precautions are necessary when performing the work because it is under internal pressure.         |
|        | Caution           | Special technical precautions or other precautions for preserving standards are necessary when performing the work.    |
|        | Weight            | Weight of parts or systems. Caution necessary when selecting hoisting wire, or when working posture is important, etc. |
|        | Tightening torque | Places that require special attention for the tightening torque during assembly.                                       |
|        | Coat              | Places to be coated with adhesives and lubricants etc.   |
|        | Oil, water        | Places where oil, water or fuel must be added, and the capacity.   |
|        | Drain             | Places where oil or water must be drained, and quantity to be drained.   |



# HOISTING INSTRUCTIONS



**⚠** Heavy parts (25 kg or more) must be lifted with a hoist etc. In the **Disassembly and Assembly** section, every part weighing 25 kg or more is indicated clearly with the symbol 

1. If a part cannot be smoothly removed from the machine by hoisting, the following checks should be made:
  - Check for removal of all bolts fastening the part to the relative parts.
  - Check for existence of another part causing interference with the part to be removed.

## 2. Wire ropes

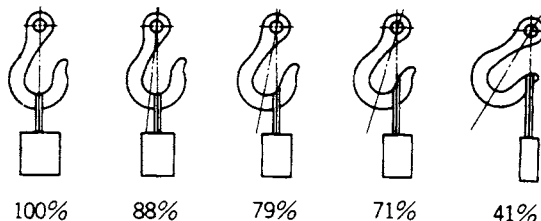
- 1) Use adequate ropes depending on the weight of parts to be hoisted, referring to the table below:

| Wire ropes<br>(Standard "Z" or "S" twist ropes<br>without galvanizing) |                       |
|--|-----------------------|
| Rope diameter (mm)   | Allowable load (tons) |
| 10   | 1.0                   |
| 11.2   | 1.4                   |
| 12.5   | 1.6                   |
| 14   | 2.2                   |
| 16   | 2.8                   |
| 18   | 3.6                   |
| 20   | 4.4                   |
| 22.4   | 5.6                   |
| 30   | 10.0                  |
| 40   | 18.0                  |
| 50   | 28.0                  |
| 60   | 40.0                  |

The allowable load value is estimated to be one-sixth or one-seventh of the breaking strength of the rope used.

- 2) Sling wire ropes from the middle portion of the hook.

Slings near the edge of the hook may cause the rope to slip off the hook during hoisting, and a serious accident can result. Hooks have maximum strength at the middle portion.



FS0064

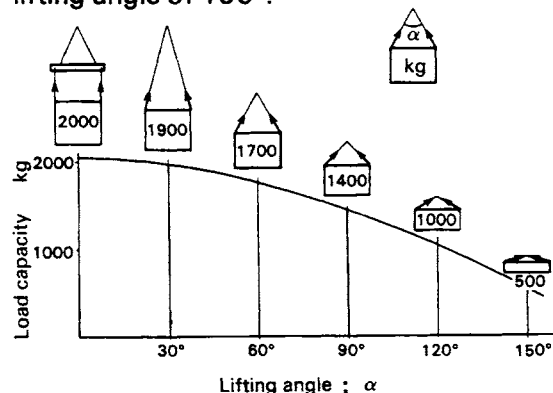
- 3) Do not sling a heavy load with one rope alone, but sling with two or more ropes symmetrically wound on to the load.

**⚠** Slings with one rope may cause turning of the load during hoisting, untwisting of the rope, or slipping of the rope from its original winding position on the load, which can result in a dangerous accident.

- 4) Do not sling a heavy load with ropes forming a wide hanging angle from the hook.

When hoisting a load with two or more ropes, the force subjected to each rope will increase with the hanging angles. The table below shows the variation of allowable load (kg) when hoisting is made with two ropes, each of which is allowed to sling up to 1000 kg vertically, at various hanging angles.

When two ropes sling a load vertically, up to 2000 kg of total weight can be suspended. This weight becomes 1000 kg when two ropes make a 120° hanging angle. On the other hand, two ropes are subjected to an excessive force as large as 4000 kg if they sling a 2000 kg load at a lifting angle of 150°.





FS0065



## STANDARD TIGHTENING TORQUE

### 1. STANDARD TIGHTENING TORQUE OF BOLTS AND NUTS

The following charts give the standard tightening torques of bolts and nuts. Exceptions are given in sections of "Disassembly and Assembly".

| Thread diameter of bolt (mm) | Width across flat (mm) |  |  |
|------------------------------|------------------------|---|---|
|                              |                        | kgm   | Nm  |
| 6                            | 10                     | 1.35 ± 0.15   | 13.2 ± 1.4  |
| 8                            | 13                     | 3.2 ± 0.3   | 31.4 ± 2.9  |
| 10                           | 17                     | 6.7 ± 0.7   | 65.7 ± 6.8  |
| 12                           | 19                     | 11.5 ± 1.0  | 112 ± 9.8   |
| 14                           | 22                     | 18.0 ± 2.0  | 177 ± 19  |
| 16                           | 24                     | 28.5 ± 3  | 279 ± 29  |
| 18                           | 27                     | 39 ± 4  | 383 ± 39  |
| 20                           | 30                     | 56 ± 6  | 549 ± 58  |
| 22                           | 32                     | 76 ± 8  | 745 ± 78  |
| 24                           | 36                     | 94.5 ± 10   | 927 ± 98  |
| 27                           | 41                     | 135 ± 15  | 1320 ± 140  |
| 30                           | 46                     | 175 ± 20  | 1720 ± 190  |
| 33                           | 50                     | 225 ± 25  | 2210 ± 240  |
| 36                           | 55                     | 280 ± 30  | 2750 ± 290  |
| 39                           | 60                     | 335 ± 35  | 3280 ± 340  |

This torque table does not apply to the bolts with which nylon packings or other non-ferrous metal washers are to be used, or which require tightening to otherwise specified torque.

★ Nm (newton meter): 1Nm ≅ 0.1 kgm

### 2. TIGHTENING TORQUE OF SPLIT FLANGE BOLTS

Use these torques for split flange bolts.

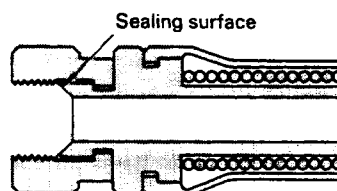
| Thread diameter of bolt (mm) | Width across flats (mm) | Tightening torque |            |
|------------------------------|-------------------------|-------------------|------------|
|                              |                         | kgm               | Nm         |
| 10                           | 14                      | 6.7 ± 0.7         | 65.7 ± 6.8 |
| 12                           | 17                      | 11.5 ± 1          | 112 ± 9.8  |
| 16                           | 22                      | 28.5 ± 3          | 279 ± 29   |

## STANDARD TIGHTENING TORQUE



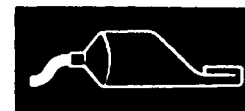
### 3. TIGHTENING TORQUE FOR NUTS OF FLARED

Use these torques for nut part of flared.



FS0068

| Thread diameter of nut part (mm) | Width across flats of nut part (mm) | Tightening torque |              |
|----------------------------------|-------------------------------------|-------------------|--------------|
|                                  |                                     | kgm               | Nm           |
| 14                               | 19                                  | 2.5 ± 0.5         | 24.5 ± 4.9   |
| 18                               | 24                                  | 5 ± 2             | 49 ± 19.6    |
| 22                               | 27                                  | 8 ± 2             | 78.5 ± 19.6  |
| 24                               | 32                                  | 14 ± 3            | 137.3 ± 29.4 |
| 30                               | 36                                  | 18 ± 3            | 176.5 ± 29.4 |
| 33                               | 41                                  | 20 ± 5            | 196.1 ± 49   |
| 36                               | 46                                  | 25 ± 5            | 245.2 ± 49   |
| 42                               | 55                                  | 30 ± 5            | 294.2 ± 49   |



## COATING MATERIALS

The recommended coating materials prescribed in Komatsu Shop Manuals are listed below.

| Nomenclature   | Komatsu code | Applications  |
|--|--------------|---|
| Adhesives  | LT-1A        | Used to apply rubber pads, rubber gaskets, and cork plugs.  |
|  | LT-1B        | Used to apply resin, rubber, metallic and non-metallic parts when a fast, strong seal is needed.  |
|  | LT-2*        | Preventing bolts, nuts and plugs from loosening and leaking oil.  |
|  | LT-3         | Provides an airtight, electrically insulating seal. Used for aluminum surfaces.   |
|  | LT-4         | Used to coat plugs (plate shaped, bowl shaped) and holes, and mating portion of shaft.  |
| Sealant gasket   | LG-1         | Used with gaskets and packings to increase sealing effect.  |
|  | LG-3         | Heat-resistant gasket for precombustion chambers and exhaust piping.  |
|  | LG-4         | Used by itself on mounting surfaces on the final drive and transmission cases. (Thickness after tightening: 0.07 – 0.08 mm)                     |
|  | LG-5         | Used by itself to seal grease fittings, tapered screw fittings and tapered screw fittings in hydraulic circuits of less than 50 mm in diameter. |
|  | LG-6         | Silicon base type used in combination with LG-1 and LG-4.   |
|  | LG-7         | Has a shorter curing time than LG-6, and is easier to peel off.   |
| Antifriction compound (Lubricant including molybdenum disulfide) | LM-P         | Applied to bearings and taper shafts to facilitate press-fitting and to prevent sticking, burning or rusting.                                   |
| Grease (Lithium grease)  | G2-LI        | Applied to bearings, sliding parts and oil seals for lubrication, rust prevention and facilitation of assembling work.                          |
| Vaseline   | —            | Used for protecting battery electrode terminals from corrosion.   |

\*LT-2 is also called LOCTITE in the shop manuals.



## ELECTRIC WIRE CODE

In the wiring diagrams, various colors and symbols are employed to indicate the thickness of wires. This wire code table will help you understand WIRING DIAGRAMS.  
 Example: 5WB indicates a cable having a nominal number 5 and white coating with black stripe.

### CLASSIFICATION BY THICKNESS

| Nominal number | Copper wire    |                      |                                  | Cable O.D. (mm) | Current rating (A) | Applicable circuit              |
|----------------|----------------|----------------------|----------------------------------|-----------------|--------------------|---------------------------------|
|                | Number strands | Dia. of strands (mm) | Cross section (mm <sup>2</sup> ) |                 |                    |                                 |
| 0.85           | 11             | 0.32                 | 0.88                             | 2.4             | 12                 | Starting, lighting, signal etc. |
| 2              | 26             | 0.32                 | 2.09                             | 3.1             | 20                 | Lighting, signal etc.           |
| 5              | 65             | 0.32                 | 5.23                             | 4.6             | 37                 | Charging and signal             |
| 15             | 84             | 0.45                 | 13.36                            | 7.0             | 59                 | Starting (Glow plug)            |
| 40             | 85             | 0.80                 | 42.73                            | 11.4            | 135                | Starting                        |
| 60             | 127            | 0.80                 | 63.84                            | 13.6            | 178                | Starting                        |
| 100            | 217            | 0.80                 | 109.1                            | 17.6            | 230                | Starting                        |

### CLASSIFICATION BY COLOR AND CODE

| Priority | Circuits       |               | Charging    | Ground         | Starting      | Lighting       | Instrument      | Signal         | Other        |
|----------|----------------|---------------|-------------|----------------|---------------|----------------|-----------------|----------------|--------------|
|          | Classification |               |             |                |               |                |                 |                |              |
| 1        | Primary        | Code          | W           | B              | B             | R              | Y               | G              | L            |
|          |                | Color         | White       | Black          | Black         | Red            | Yellow          | Green          | Blue         |
| 2        | Auxiliary      | Code          | WR          | —              | BW            | RW             | YR              | GW             | LW           |
|          |                | Color         | White & Red | —              | Black & White | Red & White    | Yellow & Red    | Green & White  | Blue & White |
| Code     |                | WB            | —           | BY             | RB            | YB             | GR              | LR             |              |
| Color    |                | White & Black | —           | Black & Yellow | Red & Black   | Yellow & Black | Green & Red     | Blue & Red     |              |
| Code     |                | WL            | —           | BR             | RY            | YG             | GY              | LY             |              |
| Color    |                | White & Blue  | —           | Black & Red    | Red & Yellow  | Yellow & Green | Green & Yellow  | Blue & Yellow  |              |
| Code     |                | WG            | —           | —              | RG            | YL             | (GB)            | (LB)           |              |
| Color    |                | White & Green | —           | —              | Red & Green   | Yellow & Blue  | (Green & Black) | (Blue & Black) |              |
| 6        | Code           | —             | —           | —              | RL            | YW             | (GL)            | —              |              |
|          | Color          | —             | —           | —              | Red & Blue    | Yellow & White | (Green & Blue)  | —              |              |

## CONVERSION TABLE

### Method of using the Conversion Table

The Conversion Table in this section is provided to enable simple conversion of figures. For details of the method of using the Conversion Table, see the example given below.

#### Example

- Method of using the Conversion Table to convert from millimeters to inches

1. Convert 55 mm into inches.

- (1) Locate the number 50 in the vertical column at the left side, take this as (A), then draw a horizontal line from (A).
- (2) Locate the number 5 in the row across the top, take this as (B), then draw a perpendicular line down from (B).
- (3) Take the point where the two lines cross as (C). This point (C) gives the value when converting from millimeters to inches. Therefore, 55 mm = 2.165 inches.

2. Convert 550 mm into inches.

- (1) The number 550 does not appear in the table, so divide by 10 (move the decimal point one place to the left) to convert it to 55 mm.
- (2) Carry out the same procedure as above to convert 55 mm to 2.165 inches.
- (3) The original value (550 mm) was divided by 10, so multiply 2.165 inches by 10 (move the decimal point one place to the right) to return to the original value. This gives 550 mm = 21.65 inches.

Millimeters to inches

(B)

1 mm = 0.03937 in

|        | 0     | 1     | 2     | 3     | 4     | 5     | 6     | 7     | 8     | 9     |
|--------|-------|-------|-------|-------|-------|-------|-------|-------|-------|-------|
| 0      |       | 0.039 | 0.079 | 0.118 | 0.157 | 0.197 | 0.236 | 0.276 | 0.315 | 0.354 |
| 10     | 0.394 | 0.433 | 0.472 | 0.512 | 0.551 | 0.591 | 0.630 | 0.669 | 0.709 | 0.748 |
| 20     | 0.787 | 0.827 | 0.866 | 0.906 | 0.945 | 0.984 | 1.024 | 1.063 | 1.102 | 1.142 |
| 30     | 1.181 | 1.220 | 1.260 | 1.299 | 1.339 | 1.378 | 1.417 | 1.457 | 1.496 | 1.536 |
| 40     | 1.575 | 1.614 | 1.654 | 1.693 | 1.732 | 1.772 | 1.811 | 1.850 | 1.890 | 1.929 |
| (A) 50 | 1.969 | 2.008 | 2.047 | 2.087 | 2.126 | 2.165 | 2.205 | 2.244 | 2.283 | 2.323 |
| 60     | 2.362 | 2.402 | 2.441 | 2.480 | 2.520 | 2.559 | 2.598 | 2.638 | 2.677 | 2.717 |
| 70     | 2.756 | 2.795 | 2.835 | 2.874 | 2.913 | 2.953 | 2.992 | 3.032 | 3.071 | 3.110 |
| 80     | 3.150 | 3.189 | 3.228 | 3.268 | 3.307 | 3.346 | 3.386 | 3.425 | 3.465 | 3.504 |
| 90     | 3.543 | 3.583 | 3.622 | 3.661 | 3.701 | 3.740 | 3.780 | 3.819 | 3.858 | 3.898 |

**CONVERSION TABLE**

**Millimeters to Inches**

1 mm = 0.03937 in

|    | 0     | 1     | 2     | 3     | 4     | 5     | 6     | 7     | 8     | 9     |
|----|-------|-------|-------|-------|-------|-------|-------|-------|-------|-------|
| 0  |       | 0.039 | 0.079 | 0.118 | 0.157 | 0.197 | 0.236 | 0.276 | 0.315 | 0.354 |
| 10 | 0.394 | 0.433 | 0.472 | 0.512 | 0.551 | 0.591 | 0.630 | 0.669 | 0.709 | 0.748 |
| 20 | 0.787 | 0.827 | 0.866 | 0.906 | 0.945 | 0.984 | 1.024 | 1.063 | 1.102 | 1.142 |
| 30 | 1.181 | 1.220 | 1.260 | 1.299 | 1.339 | 1.378 | 1.417 | 1.457 | 1.496 | 1.536 |
| 40 | 1.575 | 1.614 | 1.654 | 1.693 | 1.732 | 1.772 | 1.811 | 1.850 | 1.890 | 1.929 |
| 50 | 1.969 | 2.008 | 2.047 | 2.087 | 2.126 | 2.165 | 2.205 | 2.244 | 2.283 | 2.323 |
| 60 | 2.362 | 2.402 | 2.441 | 2.480 | 2.520 | 2.559 | 2.598 | 2.638 | 2.677 | 2.717 |
| 70 | 2.756 | 2.795 | 2.835 | 2.874 | 2.913 | 2.953 | 2.992 | 3.032 | 3.071 | 3.110 |
| 80 | 3.150 | 3.189 | 3.228 | 3.268 | 3.307 | 3.346 | 3.386 | 3.425 | 3.465 | 3.504 |
| 90 | 3.543 | 3.583 | 3.622 | 3.661 | 3.701 | 3.740 | 3.780 | 3.819 | 3.858 | 3.898 |

**Kilogram to Pound**

1 kg = 2.2046 lb

| Kilogram | 0      | 1      | 2      | 3      | 4      | 5      | 6      | 7      | 8      | 9      |
|----------|--------|--------|--------|--------|--------|--------|--------|--------|--------|--------|
|          |        | 2.20   | 4.41   | 6.61   | 8.82   | 11.02  | 13.23  | 15.43  | 17.64  | 19.84  |
| 10       | 22.05  | 24.25  | 26.46  | 28.66  | 30.86  | 33.07  | 35.27  | 37.48  | 39.68  | 41.89  |
| 20       | 44.09  | 46.30  | 48.50  | 50.71  | 51.91  | 55.12  | 57.32  | 59.53  | 61.73  | 63.93  |
| 30       | 66.14  | 68.34  | 70.55  | 72.75  | 74.96  | 77.16  | 79.37  | 81.57  | 83.78  | 85.98  |
| 40       | 88.18  | 90.39  | 92.59  | 94.80  | 97.00  | 99.21  | 101.41 | 103.62 | 105.82 | 108.03 |
| 50       | 110.23 | 112.44 | 114.64 | 116.85 | 119.05 | 121.25 | 123.46 | 125.66 | 127.87 | 130.07 |
| 60       | 132.28 | 134.48 | 136.69 | 138.89 | 141.10 | 143.30 | 145.51 | 147.71 | 149.91 | 152.12 |
| 70       | 154.32 | 156.53 | 158.73 | 160.94 | 163.14 | 165.35 | 167.55 | 169.76 | 171.96 | 174.17 |
| 80       | 176.37 | 178.57 | 180.78 | 182.98 | 185.19 | 187.39 | 189.60 | 191.80 | 194.01 | 196.21 |
| 90       | 198.42 | 200.62 | 202.83 | 205.03 | 207.24 | 209.44 | 211.64 | 213.85 | 216.05 | 218.26 |

**CONVERSION TABLE****Liter to U.S. Gallon**

1 ℓ = 0.2642 U.S. Gal

|    | 0      | 1      | 2      | 3      | 4      | 5      | 6      | 7      | 8      | 9      |
|----|--------|--------|--------|--------|--------|--------|--------|--------|--------|--------|
|    |        | 0.264  | 0.528  | 0.793  | 1.057  | 1.321  | 1.585  | 1.849  | 2.113  | 2.378  |
| 10 | 2.642  | 2.906  | 3.170  | 3.434  | 3.698  | 3.963  | 4.227  | 4.491  | 4.755  | 5.019  |
| 20 | 5.283  | 5.548  | 5.812  | 6.076  | 6.340  | 6.604  | 6.869  | 7.133  | 7.397  | 7.661  |
| 30 | 7.925  | 8.189  | 8.454  | 8.718  | 8.982  | 9.246  | 9.510  | 9.774  | 10.039 | 10.303 |
| 40 | 10.567 | 10.831 | 11.095 | 11.359 | 11.624 | 11.888 | 12.152 | 12.416 | 12.680 | 12.944 |
| 50 | 13.209 | 13.473 | 13.737 | 14.001 | 14.265 | 14.529 | 14.795 | 15.058 | 15.322 | 15.586 |
| 60 | 15.850 | 16.115 | 16.379 | 16.643 | 16.907 | 17.171 | 17.435 | 17.700 | 17.964 | 18.228 |
| 70 | 18.492 | 18.756 | 19.020 | 19.285 | 19.549 | 19.813 | 20.077 | 20.341 | 20.605 | 20.870 |
| 80 | 21.134 | 21.398 | 21.662 | 21.926 | 22.190 | 22.455 | 22.719 | 22.983 | 23.247 | 23.511 |
| 90 | 23.775 | 24.040 | 24.304 | 24.568 | 24.832 | 25.096 | 25.361 | 25.625 | 25.889 | 26.153 |

**Liter to U.K. Gallon**

1 ℓ = 0.21997 U.K. Gal

|    | 0      | 1      | 2      | 3      | 4      | 5      | 6      | 7      | 8      | 9      |
|----|--------|--------|--------|--------|--------|--------|--------|--------|--------|--------|
|    |        | 0.220  | 0.440  | 0.660  | 0.880  | 1.100  | 1.320  | 1.540  | 1.760  | 1.980  |
| 10 | 2.200  | 2.420  | 2.640  | 2.860  | 3.080  | 3.300  | 3.520  | 3.740  | 3.950  | 4.179  |
| 20 | 4.399  | 4.619  | 4.839  | 5.059  | 5.279  | 5.499  | 5.719  | 5.939  | 6.159  | 6.379  |
| 30 | 6.599  | 6.819  | 7.039  | 7.259  | 7.479  | 7.699  | 7.919  | 8.139  | 8.359  | 8.579  |
| 40 | 8.799  | 9.019  | 9.239  | 9.459  | 9.679  | 9.899  | 10.119 | 10.339 | 10.559 | 10.778 |
| 50 | 10.998 | 11.281 | 11.438 | 11.658 | 11.878 | 12.098 | 12.318 | 12.528 | 12.758 | 12.978 |
| 60 | 13.198 | 13.418 | 13.638 | 13.858 | 14.078 | 14.298 | 14.518 | 14.738 | 14.958 | 15.178 |
| 70 | 15.398 | 15.618 | 15.838 | 16.058 | 16.278 | 16.498 | 16.718 | 16.938 | 17.158 | 17.378 |
| 80 | 17.598 | 17.818 | 18.037 | 18.257 | 18.477 | 18.697 | 18.917 | 19.137 | 19.357 | 19.577 |
| 90 | 19.797 | 20.017 | 20.237 | 20.457 | 20.677 | 20.897 | 21.117 | 21.337 | 21.557 | 21.777 |

**CONVERSION TABLE**

**kgm to ft.lb**

1 kg.m = 7.233 ft.lb

|     | 0      | 1      | 2      | 3      | 4      | 5      | 6      | 7      | 8      | 9      |
|-----|--------|--------|--------|--------|--------|--------|--------|--------|--------|--------|
|     |        | 7.2    | 14.5   | 21.7   | 28.9   | 36.2   | 43.4   | 50.6   | 57.9   | 65.1   |
| 10  | 72.3   | 79.6   | 86.8   | 94.0   | 101.3  | 108.5  | 115.7  | 123.0  | 130.2  | 137.4  |
| 20  | 144.7  | 151.9  | 159.1  | 166.4  | 173.6  | 180.8  | 188.1  | 195.3  | 202.5  | 209.8  |
| 30  | 217.0  | 224.2  | 231.5  | 238.7  | 245.9  | 253.2  | 260.4  | 267.6  | 274.9  | 282.1  |
| 40  | 289.3  | 296.6  | 303.8  | 311.0  | 318.3  | 325.5  | 332.7  | 340.0  | 347.2  | 354.4  |
| 50  | 361.7  | 368.9  | 376.1  | 383.4  | 390.6  | 397.8  | 405.1  | 412.3  | 419.5  | 426.8  |
| 60  | 434.0  | 441.2  | 448.5  | 455.7  | 462.9  | 470.2  | 477.4  | 484.6  | 491.8  | 499.1  |
| 70  | 506.3  | 513.5  | 520.8  | 528.0  | 535.2  | 542.5  | 549.7  | 556.9  | 564.2  | 571.4  |
| 80  | 578.6  | 585.9  | 593.1  | 600.3  | 607.6  | 614.8  | 622.0  | 629.3  | 636.5  | 643.7  |
| 90  | 651.0  | 658.2  | 665.4  | 672.7  | 679.9  | 687.1  | 694.4  | 701.6  | 708.8  | 716.1  |
| 100 | 723.3  | 730.5  | 737.8  | 745.0  | 752.2  | 759.5  | 766.7  | 773.9  | 781.2  | 788.4  |
| 110 | 795.6  | 802.9  | 810.1  | 817.3  | 824.6  | 831.8  | 839.0  | 846.3  | 853.5  | 860.7  |
| 120 | 868.0  | 875.2  | 882.4  | 889.7  | 896.9  | 904.1  | 911.4  | 918.6  | 925.8  | 933.1  |
| 130 | 940.3  | 947.5  | 954.8  | 962.0  | 969.2  | 976.5  | 983.7  | 990.9  | 998.2  | 1005.4 |
| 140 | 1012.6 | 1019.9 | 1027.1 | 1034.3 | 1041.5 | 1048.8 | 1056.0 | 1063.2 | 1070.5 | 1077.7 |
| 150 | 1084.9 | 1092.2 | 1099.4 | 1106.6 | 1113.9 | 1121.1 | 1128.3 | 1135.6 | 1142.8 | 1150.0 |
| 160 | 1157.3 | 1164.5 | 1171.7 | 1179.0 | 1186.2 | 1193.4 | 1200.7 | 1207.9 | 1215.1 | 1222.4 |
| 170 | 1129.6 | 1236.8 | 1244.1 | 1251.3 | 1258.5 | 1265.8 | 1273.0 | 1280.1 | 1287.5 | 1294.7 |
| 180 | 1301.9 | 1309.2 | 1316.4 | 1323.6 | 1330.9 | 1338.1 | 1345.3 | 1352.6 | 1359.8 | 1367.0 |
| 190 | 1374.3 | 1381.5 | 1388.7 | 1396.0 | 1403.2 | 1410.4 | 1417.7 | 1424.9 | 1432.1 | 1439.4 |



**CONVERSION TABLE**

kg/cm<sup>2</sup> to lb/in<sup>2</sup>

1 kg/cm<sup>2</sup> = 14.2233 lb/in<sup>2</sup>

|     | 0     | 1     | 2     | 3     | 4     | 5     | 6     | 7     | 8     | 9     |
|-----|-------|-------|-------|-------|-------|-------|-------|-------|-------|-------|
|     |       | 14.2  | 28.4  | 42.7  | 56.9  | 71.1  | 85.3  | 99.6  | 113.8 | 128.0 |
| 10  | 142.2 | 156.5 | 170.7 | 184.9 | 199.1 | 213.4 | 227.6 | 241.8 | 256.0 | 270.2 |
| 20  | 284.5 | 298.7 | 312.9 | 327.1 | 341.4 | 355.6 | 369.8 | 384.0 | 398.3 | 412.5 |
| 30  | 426.7 | 440.9 | 455.1 | 469.4 | 483.6 | 497.8 | 512.0 | 526.3 | 540.5 | 554.7 |
| 40  | 568.9 | 583.2 | 597.4 | 611.6 | 625.8 | 640.1 | 654.3 | 668.5 | 682.7 | 696.9 |
| 50  | 711.2 | 725.4 | 739.6 | 753.8 | 768.1 | 782.3 | 796.5 | 810.7 | 825.0 | 839.2 |
| 60  | 853.4 | 867.6 | 881.8 | 896.1 | 910.3 | 924.5 | 938.7 | 953.0 | 967.2 | 981.4 |
| 70  | 995.6 | 1010  | 1024  | 1038  | 1053  | 1067  | 1081  | 1095  | 1109  | 1124  |
| 80  | 1138  | 1152  | 1166  | 1181  | 1195  | 1209  | 1223  | 1237  | 1252  | 1266  |
| 90  | 1280  | 1294  | 1309  | 1323  | 1337  | 1351  | 1365  | 1380  | 1394  | 1408  |
| 100 | 1422  | 1437  | 1451  | 1465  | 1479  | 1493  | 1508  | 1522  | 1536  | 1550  |
| 110 | 1565  | 1579  | 1593  | 1607  | 1621  | 1636  | 1650  | 1664  | 1678  | 1693  |
| 120 | 1707  | 1721  | 1735  | 1749  | 1764  | 1778  | 1792  | 1806  | 1821  | 1835  |
| 130 | 1849  | 1863  | 1877  | 1892  | 1906  | 1920  | 1934  | 1949  | 1963  | 1977  |
| 140 | 1991  | 2005  | 2020  | 2034  | 2048  | 2062  | 2077  | 2091  | 2105  | 2119  |
| 150 | 2134  | 2148  | 2162  | 2176  | 2190  | 2205  | 2219  | 2233  | 2247  | 2262  |
| 160 | 2276  | 2290  | 2304  | 2318  | 2333  | 2347  | 2361  | 2375  | 2389  | 2404  |
| 170 | 2418  | 2432  | 2446  | 2460  | 2475  | 2489  | 2503  | 2518  | 2532  | 2546  |
| 180 | 2560  | 2574  | 2589  | 2603  | 2617  | 2631  | 2646  | 2660  | 2674  | 2688  |
| 190 | 2702  | 2717  | 2731  | 2745  | 2759  | 2773  | 2788  | 2802  | 2816  | 2830  |
| 200 | 2845  | 2859  | 2873  | 2887  | 2901  | 2916  | 2930  | 2944  | 2958  | 2973  |
| 210 | 2987  | 3001  | 3015  | 3030  | 3044  | 3058  | 3072  | 3086  | 3101  | 3115  |
| 220 | 3129  | 3143  | 3158  | 3172  | 3186  | 3200  | 3214  | 3229  | 3243  | 3257  |
| 230 | 3271  | 3286  | 3300  | 3314  | 3328  | 3343  | 3357  | 3371  | 3385  | 3399  |
| 240 | 3414  | 3428  | 3442  | 3456  | 3470  | 3485  | 3499  | 3513  | 3527  | 3542  |

## CONVERSION TABLE

### Temperature

Fahrenheit-Centigrade Conversion. —A simple way to convert a Fahrenheit temperature reading into a Centigrade temperature reading or vice versa is to enter the accompanying table in the center or boldface column of figures.

These figures refer to the temperature in either Fahrenheit or Centigrade degrees.

If it is desired to convert from Fahrenheit to Centigrade degrees, consider the center column as a table of Fahrenheit temperatures and read the corresponding Centigrade temperature in the column at the left.

If it is desired to convert from Centigrade to Fahrenheit degrees, consider the center column as a table of Centigrade values, and read the corresponding Fahrenheit temperature on the right.


| °C    |     | °F    | °C    |    | °F    | °C   |    | °F    | °C   |     | °F    |
|-------|-----|-------|-------|----|-------|------|----|-------|------|-----|-------|
| -40.4 | -40 | -40.0 | -11.7 | 11 | 51.8  | 7.8  | 46 | 114.8 | 27.2 | 81  | 117.8 |
| -37.2 | -35 | -31.0 | -11.1 | 12 | 53.6  | 8.3  | 47 | 116.6 | 27.8 | 82  | 179.6 |
| -34.4 | -30 | -22.0 | -10.6 | 13 | 55.4  | 8.9  | 48 | 118.4 | 28.3 | 83  | 181.4 |
| -31.7 | -25 | -13.0 | -10.0 | 14 | 57.2  | 9.4  | 49 | 120.2 | 28.9 | 84  | 183.2 |
| -28.9 | -20 | -4.0  | -9.4  | 15 | 59.0  | 10.0 | 50 | 122.0 | 29.4 | 85  | 185.0 |
| -28.3 | -19 | -2.2  | -8.9  | 16 | 60.8  | 10.6 | 51 | 123.8 | 30.0 | 86  | 186.8 |
| -27.8 | -18 | -0.4  | -8.3  | 17 | 62.6  | 11.1 | 52 | 125.6 | 30.6 | 87  | 188.6 |
| -27.2 | -17 | 1.4   | -7.8  | 18 | 64.4  | 11.7 | 53 | 127.4 | 31.1 | 88  | 190.4 |
| -26.7 | -16 | 3.2   | -7.2  | 19 | 66.2  | 12.2 | 54 | 129.2 | 31.7 | 89  | 192.2 |
| -26.1 | -15 | 5.0   | -6.7  | 20 | 68.0  | 12.8 | 55 | 131.0 | 32.2 | 90  | 194.0 |
| -25.6 | -14 | 6.8   | -6.1  | 21 | 69.8  | 13.3 | 56 | 132.8 | 32.8 | 91  | 195.8 |
| -25.0 | -13 | 8.6   | -5.6  | 22 | 71.6  | 13.9 | 57 | 134.6 | 33.3 | 92  | 197.6 |
| -24.4 | -12 | 10.4  | -5.0  | 23 | 73.4  | 14.4 | 58 | 136.4 | 33.9 | 93  | 199.4 |
| -23.9 | -11 | 12.2  | -4.4  | 24 | 75.2  | 15.0 | 59 | 138.2 | 34.4 | 94  | 201.2 |
| -23.3 | -10 | 14.0  | -3.9  | 25 | 77.0  | 15.6 | 60 | 140.0 | 35.0 | 95  | 203.0 |
| -22.8 | -9  | 15.8  | -3.3  | 26 | 78.8  | 16.1 | 61 | 141.8 | 35.6 | 96  | 204.8 |
| -22.2 | -8  | 17.6  | -2.8  | 27 | 80.6  | 16.7 | 62 | 143.6 | 36.1 | 97  | 206.6 |
| -21.7 | -7  | 19.4  | -2.2  | 28 | 82.4  | 17.2 | 63 | 145.4 | 36.7 | 98  | 208.4 |
| -21.1 | -6  | 21.2  | -1.7  | 29 | 84.2  | 17.8 | 64 | 147.2 | 37.2 | 99  | 210.2 |
| -20.6 | -5  | 23.0  | -1.1  | 30 | 86.0  | 18.3 | 65 | 149.0 | 37.8 | 100 | 212.0 |
| -20.0 | -4  | 24.8  | -0.6  | 31 | 87.8  | 18.9 | 66 | 150.8 | 40.6 | 105 | 221.0 |
| -19.4 | -3  | 26.6  | 0     | 32 | 89.6  | 19.4 | 67 | 152.6 | 43.3 | 110 | 230.0 |
| -18.9 | -2  | 28.4  | 0.6   | 33 | 91.4  | 20.0 | 68 | 154.4 | 46.1 | 115 | 239.0 |
| -18.3 | -1  | 30.2  | 1.1   | 34 | 93.2  | 20.6 | 69 | 156.2 | 48.9 | 120 | 248.0 |
| -17.8 | 0   | 32.0  | 1.7   | 35 | 95.0  | 21.1 | 70 | 158.0 | 51.7 | 125 | 257.0 |
| -17.2 | 1   | 33.8  | 2.2   | 36 | 96.8  | 21.7 | 71 | 159.8 | 54.4 | 130 | 266.0 |
| -16.7 | 2   | 35.6  | 2.8   | 37 | 98.6  | 22.2 | 72 | 161.6 | 57.2 | 135 | 275.0 |
| -16.1 | 3   | 37.4  | 3.3   | 38 | 100.4 | 22.8 | 73 | 163.4 | 60.0 | 140 | 284.0 |
| -15.6 | 4   | 39.2  | 3.9   | 39 | 102.2 | 23.3 | 74 | 165.2 | 62.7 | 145 | 293.0 |
| -15.0 | 5   | 41.0  | 4.4   | 40 | 104.0 | 23.9 | 75 | 167.0 | 65.6 | 150 | 302.0 |
| -14.4 | 6   | 42.8  | 5.0   | 41 | 105.8 | 24.4 | 76 | 168.8 | 68.3 | 155 | 311.0 |
| -13.9 | 7   | 44.6  | 5.6   | 42 | 107.6 | 25.0 | 77 | 170.6 | 71.1 | 160 | 320.0 |
| -13.3 | 8   | 46.4  | 6.1   | 43 | 109.4 | 25.6 | 78 | 172.4 | 73.9 | 165 | 329.0 |
| -12.8 | 9   | 48.2  | 6.7   | 44 | 111.2 | 26.1 | 79 | 174.2 | 76.7 | 170 | 338.0 |
| -12.2 | 10  | 50.0  | 7.2   | 45 | 113.0 | 26.7 | 80 | 176.0 | 79.4 | 175 | 347.0 |

---

# ENGINE

## 01 GENERAL


---



|                         |        |
|-------------------------|--------|
| GENERAL VIEW .....      | 01-002 |
| SPECIFICATIONS .....    | 01-004 |
| ASSEMBLY DRAWING .....  | 01-012 |
| WEIGHT TABLE .....      | 01-024 |
| PERFORMANCE CURVE ..... | 01-025 |


## GENERAL VIEW

### 6D105-1 (For W70)



1. Fuel filter
2. Fuel injection pump
3. Oil filter
4. Thermostat housing
5. Water pump
6. Air compressor

6136P001



7. Alternator
8. Vibration damper
9. Crank case breather
10. Oil filler
11. Starting motor
12. Oil level gauge

6136P002