

# KENWORTH WIRING DIAGRAMS

## K108 & K200 MODELS

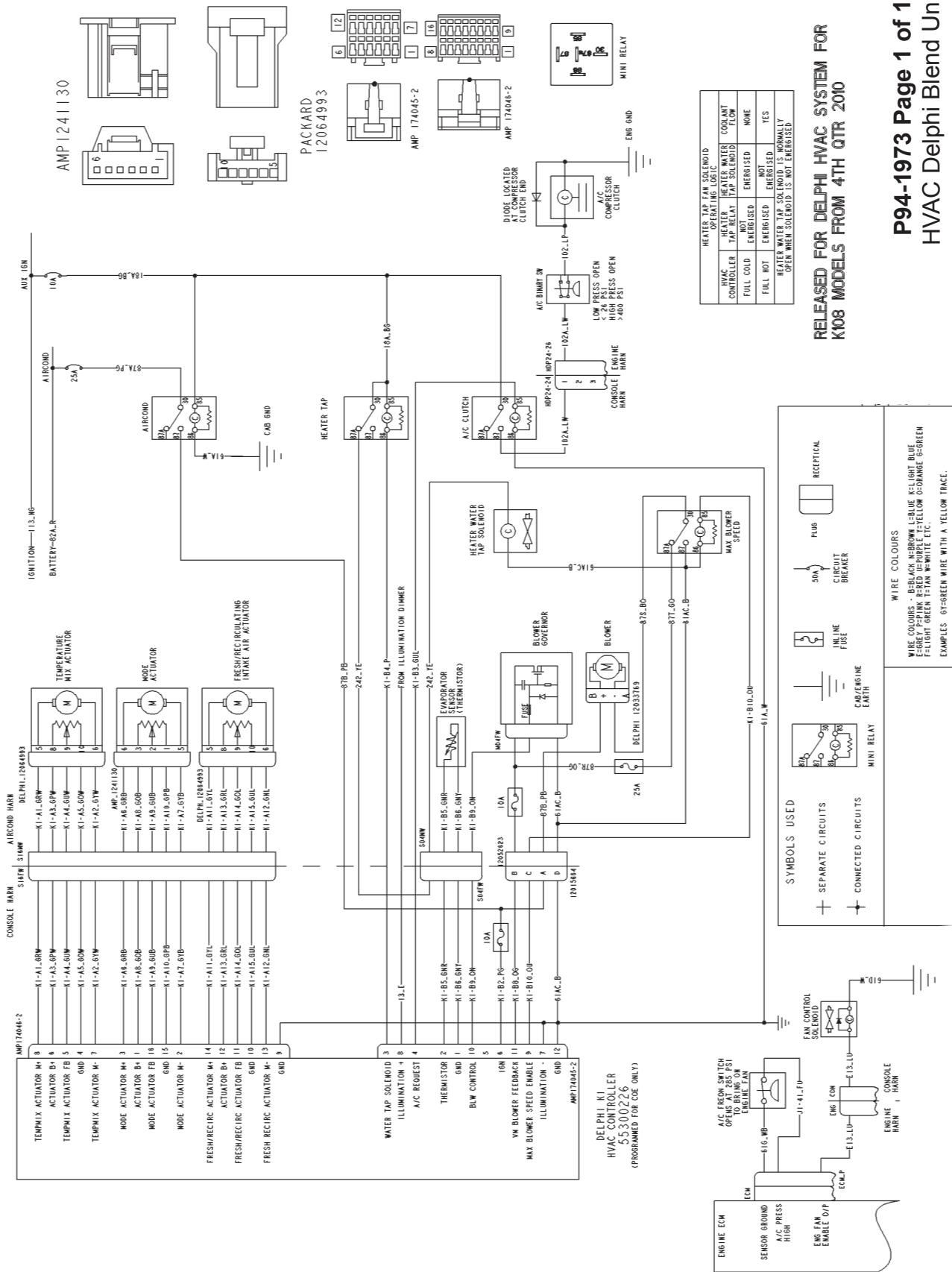
DESCRIPTION .....	DRAWING No .....	PAGE	REV
AIRCONDITIONER HVAC DELPHI BLEND UNIT .....	P94-1973 - 1 Page	2	A
AIR DRYER & HORN .....	P94-1787 - 1 Page	3	-
AMMETER .....	R115-7224 - 1 Page	4	-
AXLES, TWO SPEED DIFFERENTIAL .....	P94-1747 - 1 Page	5	-
AXLE, LOW OIL PRESSURE .....	P94-1736 - 1 Page	6	-
BLUETOOTH, LUMENS SYSTEM .....	P94-1848 - 1 Page	7	-
BATTERY ISOLATION SWITCH (LUCAS ASHDOWN) .....	P94-1776 - 1 Page	8	-
BENDIX GEN 6 ABS/ATC/ESP K108 .....	P94-1992 - 5 Pages	9	A
BRAKE PAD WEAR INDICATOR .....	P94-1692 - 2 Pages	14	B
CUMMINS ISX ADR 80/02 .....	P94-1784 - 2 Pages	16	-
CUMMINS ISX EGR DPF ADR 80/03 .....	P94-1916 - 3 Pages	18	-
CD/TUNER, UHF/VHF RADIO'S & MOBILE PHONE .....	P94-1782 - 3 Pages	21	-
CRUISE BRAKE KWSW4 CONTROLLER .....	P94-1785 - 1 Page	24	A
DAYLITE 2 DOOR & CENTRAL LOCKING .....	P94-1957 - 3 Pages	25	A
DAYLITE 2 DOOR INTERNAL .....	P94-1966 - 2 Pages	28	-
EATON GEN 3 AUTOSHIFT/ULTRASHIFT TRANSMISSION .....	P94-1786 - 1 Page	30	-
EATON GEN 3 AUTOSHIFT/ULTRASHIFT PLUS TRANS .....	P94-1926 - 1 Page	31	-
FORWARD, REAR & INTERAXLE CROSSWHEEL DIFF LOCK .....	P94-1775 - 1 Page	32	-
GEARBOX LOW OIL .....	P94-1640 - 1 Page	33	-
J1939 DATA BUS .....	P94-1710 - 2 Pages	34	A
PARK BRAKE OFF (OPTION) .....	P94-1633 - 1 Page	36	B
PACCAR CENTRAL LOCKING .....	P94-1781 - 1 Page	37	-
POWER WINDOWS, MIRRORS & HEAT .....	P94-1789 - 2 PageS	38	B
STARTING & CHARGING .....	P94-1788 - 2 Pages	40	-
SUSPENSION AIR DUMP/AIR SWITCH PCB CONTROL .....	P94-1775 - 1 Page	42	-
TACHOURMETER CALIBRATION .....	R115-7232 - 1 Page	43	A
TRAILER AIR ENABLE .....	P94-1641 - 1 Page	44	-
TRAILER LIGHTING POWER HARNESSSES .....	R115-7203 - 3 Pages	45	A
WIPERS .....	P94-1787 - 1 Page	48	-

**WIRING COLOURS**

B = Black    E = Grey    G = Green    F = Light Green    L = Blue    N = Brown    O = Orange  
 P = Pink    R = Red    T = Tan    K = Light Blue    Y = Yellow    U = Purple (Violet)  
 Example L/E = Blue Base with Grey Stripe

**Note:** This issue of wiring diagrams contains information on systems currently in production; out-of-date and seldom used systems have been omitted. Updates are published each year. For new systems released during the year contact the Customer Service Department. For current wiring diagrams for specific models refer to the publications listed below. All diagrams are valid for vehicles built from July 2009 or until superceded.

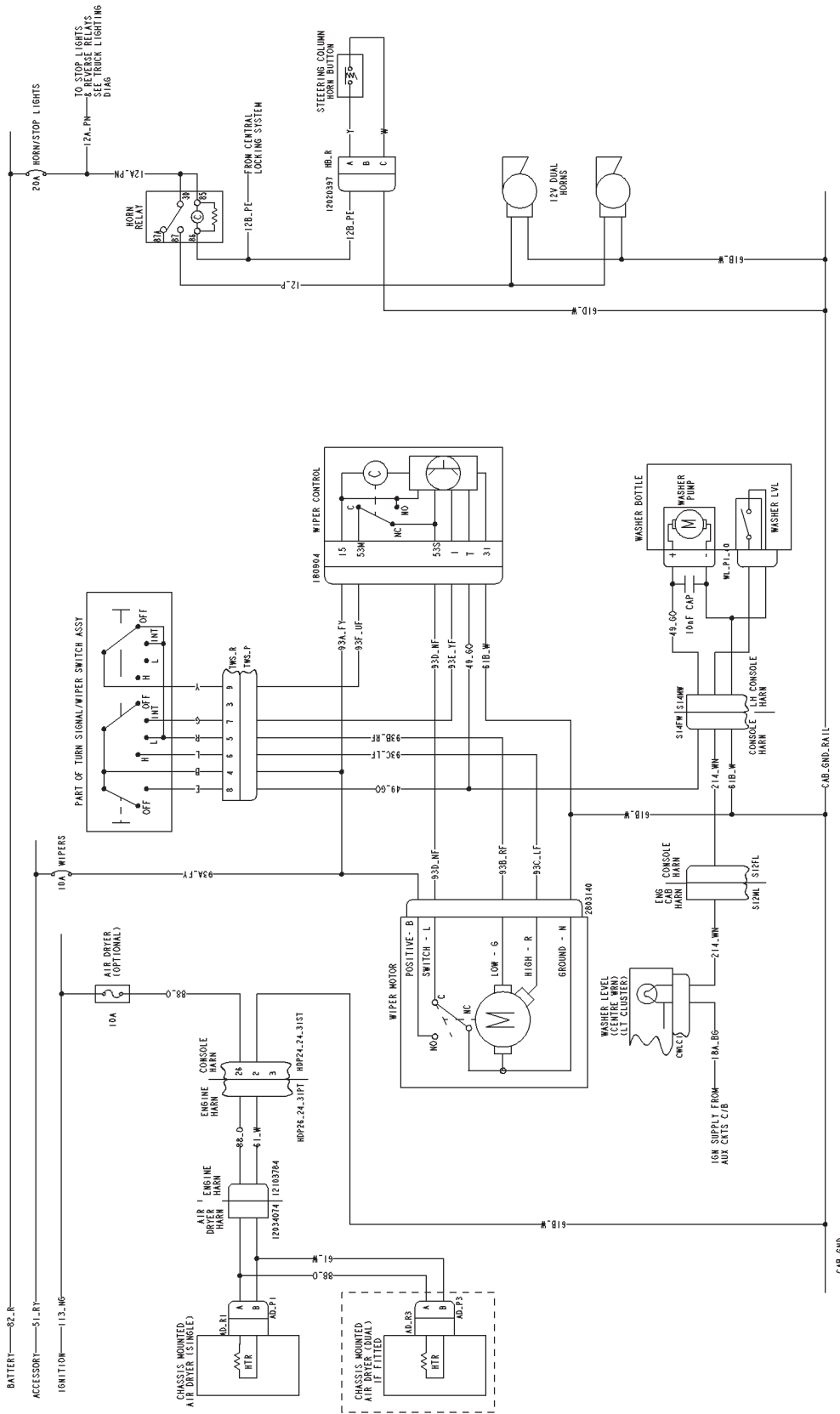
T359 Series .....CAT: 8314 359  
 T403, T409, T609, T659 & T900 .....CAT: 8314 469  
 T669 & C509 .....CAT: 8314 HD  
 C540 .....CAT: 8314 C540



RELEASED FOR DELPHI HVAC SYSTEM FOR K108 MODELS FROM 4TH QTR 2010

P94-1973 Page 1 of 1  
 HVAC Delphi Blend Unit

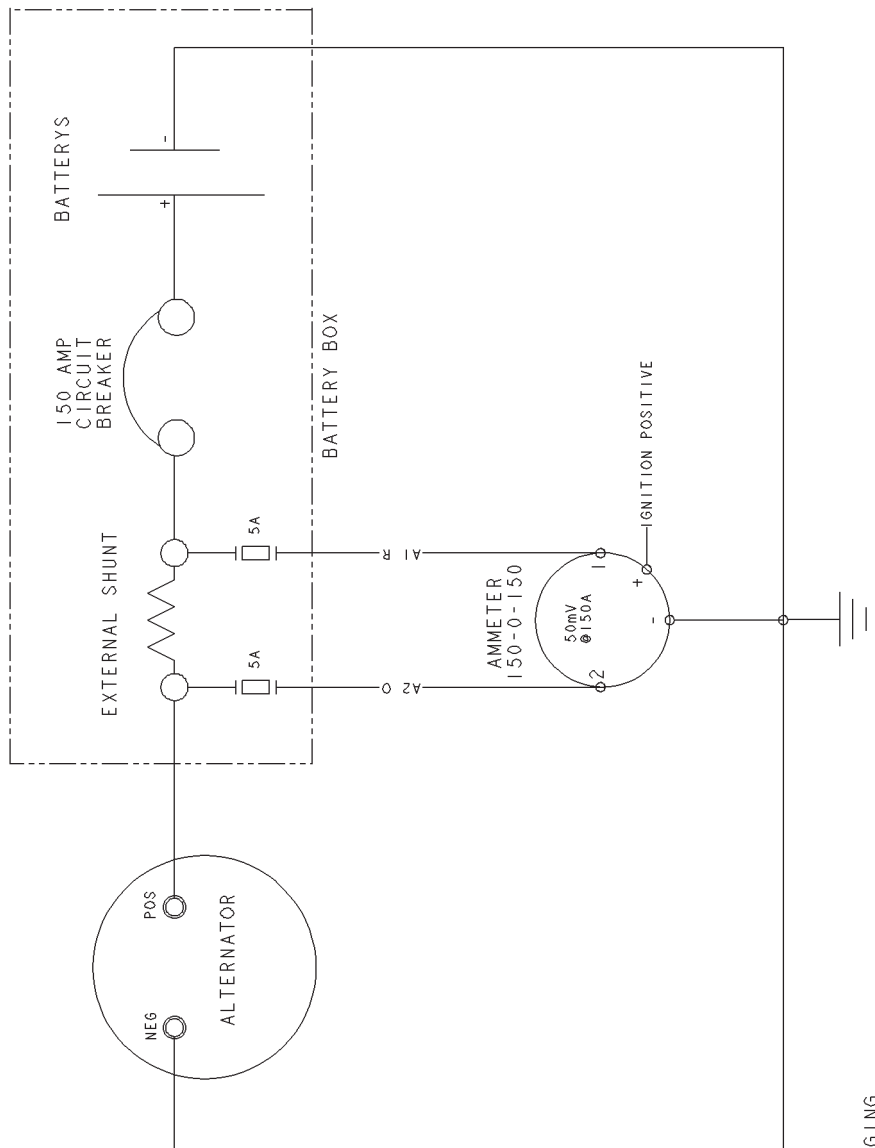
**PROPRIETARY**  
 This Drawing and the information contained herein is proprietary to PACCAR Inc. and shall not be reproduced, copied, or disclosed in whole or in part, or used for manufacture or for any other purpose without the written permission of PACCAR Inc.



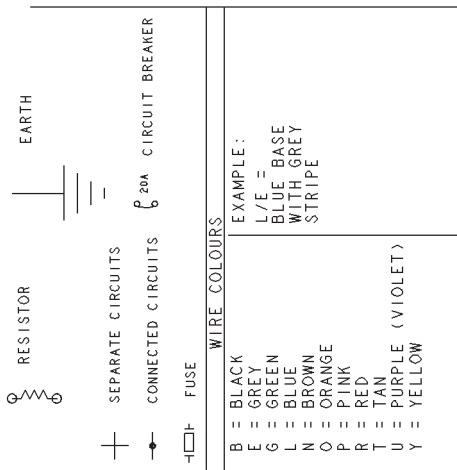
### PROPRIETARY

This Drawing and the information contained herein is proprietary to PACCAR Inc. and shall not be reproduced, copied, or disclosed in whole or in part, or used for manufacture or for any other purpose without the written permission of PACCAR Inc.

**P94-1787 Page 1 of 1**  
**Horn & Air Dryer**



SYMBOLS USED



NOTES  
 THIS ARRANGEMENT MEASURES TOTAL CHARGING CURRENT ONLY.

IF DISCHARGE CURRENT IS SHOWN A FAULT HAS DEVELOPED IN ALTERNATOR.

SEE R115-7175 FOR GENERAL WIRING INFORMATION

**PROPRIETARY**  
 This Drawing and the information contained herein is proprietary to PACCAR Inc. and shall not be reproduced, copied, or disclosed in whole or in part, or used for manufacture or for any other purpose without the written permission of PACCAR Inc.

**R115-7224 Page 1 of 1**  
**Ammeter**