

We build a better future



## - Service guide: Hyundai diesel and LPG -7 range -


- Introduction Hyundai's production plant (Ulsan).



- Table of contents.

**- General Diesel and LPG machine's introduction.**

- **New diesel models:**
  - 15/18/20D(A)-7 (Coming soon).
  - 20/25/30/33D-7(E)
  - 35/40/45DS-7
  - HDF50/70-7s
  - 80D-7
  
- **New LPG models:**
  - 15/18/20L(A)-7
  - 20/25/30L-7



---

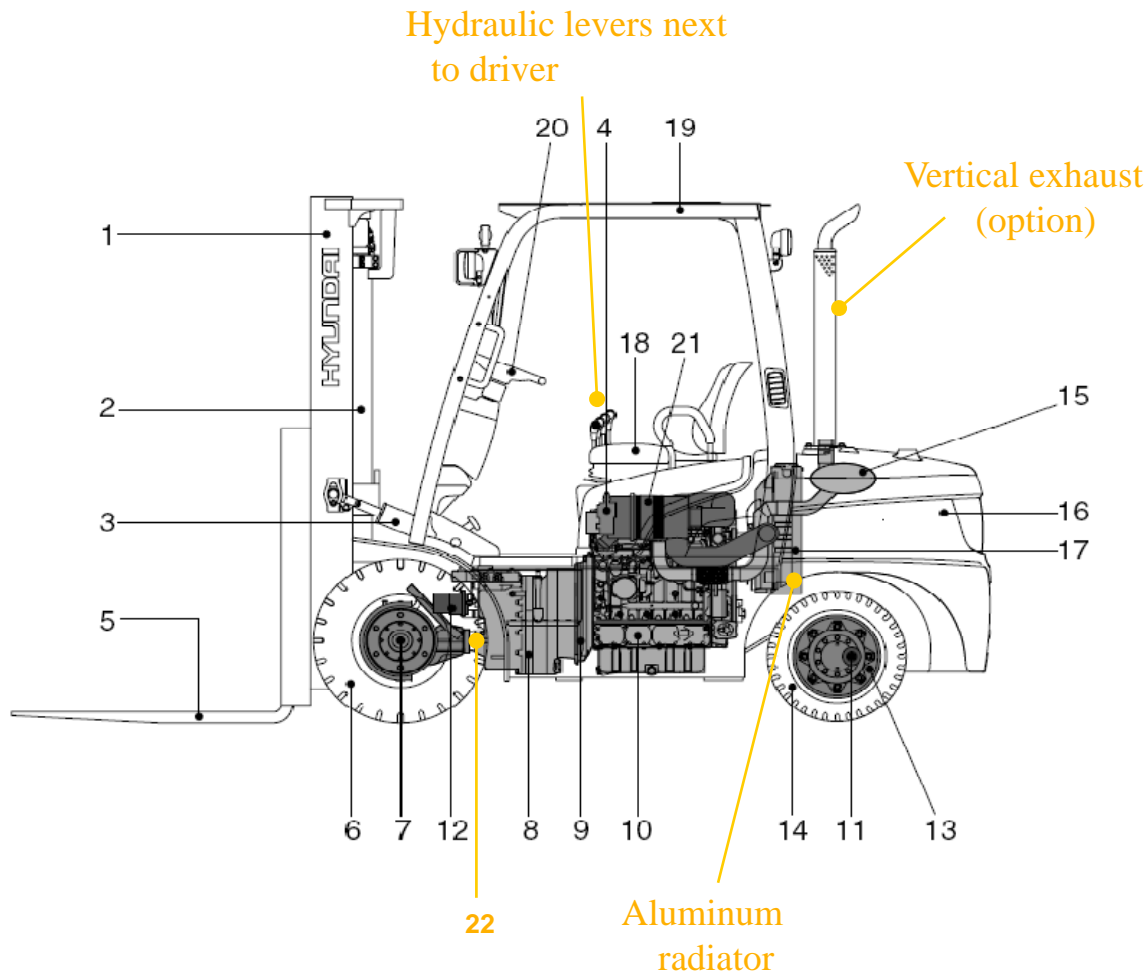
# General machines introductions

- 20/25/30/33D-7(E) model introduction.



- Engine: Kubota V3300 (**3318cc**) (TierII)
- Mid 2008: Kubota V3600 (TierIII).
- Rated Power: 48 (49(E))Kw / 2300 rpm.
- Max Torque: 21.5 (22.5(E))Kgm / 1700 rpm.
- 3 Valve per cylinder combustion.
- Noise level (dBA): 103Lwa / 80Lpa.
- Vibration level: 0.38m/s<sup>2</sup>.
- Speed +/- 20Km/h.
- Fuel consumption acc. 45 VDI: 2.86L

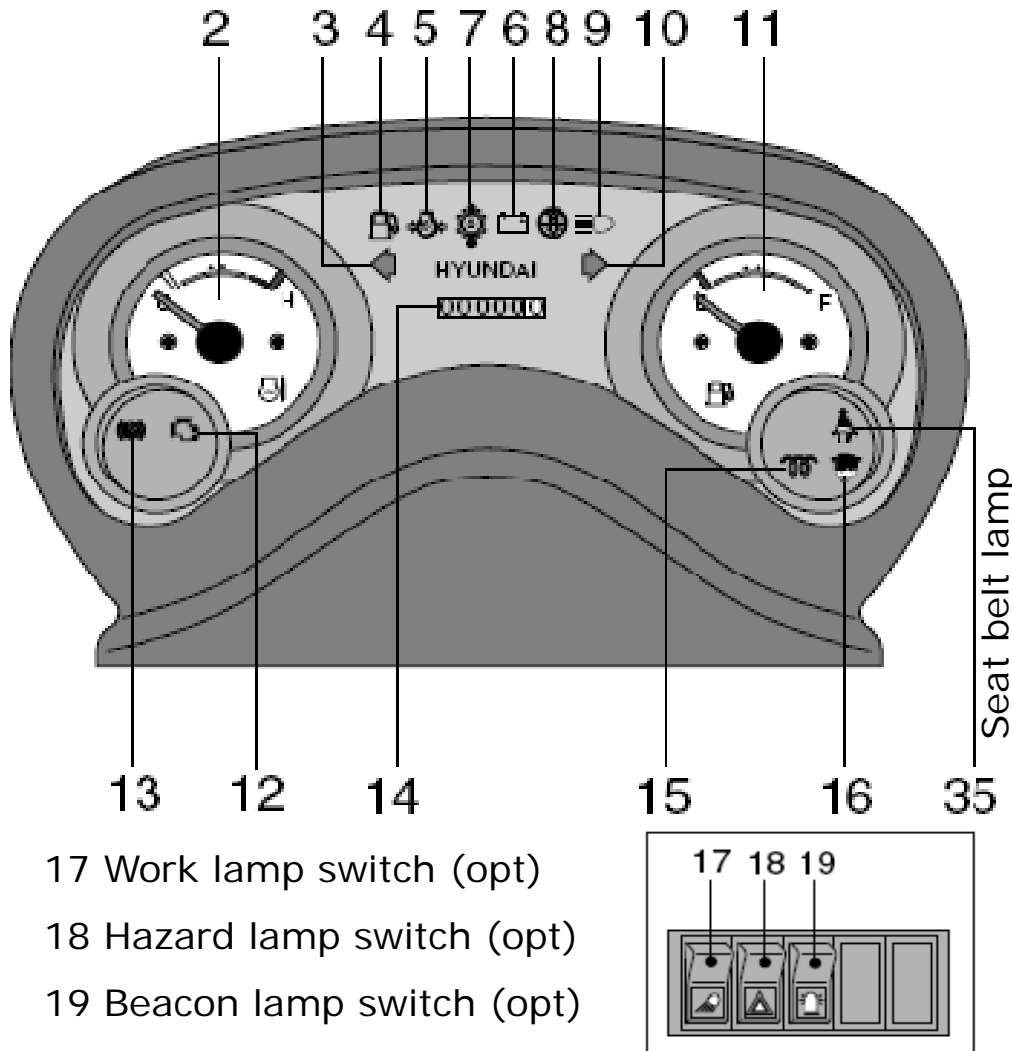
# - 20/25/30/33D-7(E) model introduction.



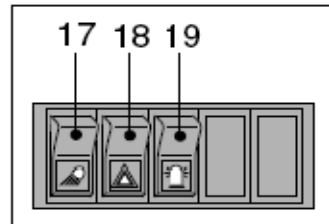
- 1 Mast
- 2 Lift cylinder
- 3 Tilt cylinder
- 4 Control valve
- 5 Fork
- 6 Front wheel
- 7 Drive axle
- 8 Transmission
- 9 Torque converter
- 10 Engine (Kubota V3300(IDI))
- 11 Steering cylinder
- 12 Hydraulic pump
- 13 Steering axle (Rear)
- 14 Rear wheel
- 15 Muffler
- 16 Counterweight
- 17 Radiator
- 18 Operator's seat
- 19 Overhead guard
- 20 Steering wheel
- 21 Air cleaner (Double)
- 22 Drive shaft



# - 20/25/30/33D-7(E) model introduction.



- 17 Work lamp switch (opt)
- 18 Hazard lamp switch (opt)
- 19 Beacon lamp switch (opt)



Seat belt lamp

- 2 Water temperature gauge
- 3 Left turn signal lamp
- 4 Fuel level warning lamp
- 5 Engine oil pressure warning lamp
- 6 Battery charge warning lamp
- 7 T/M oil temp warning lamp
- 8 Air cleaner element warning lamp
- 9 Head lamp signal lamp
- 10 Right turn signal lamp
- 11 Fuel gauge
- 12 Engine check lamp
- 13 Parking brake signal lamp
- 14 Hour meter
- 15 Preheated signal lamp
- 16 Water separator lamp

## - 35/40/45DS-7 model introduction.

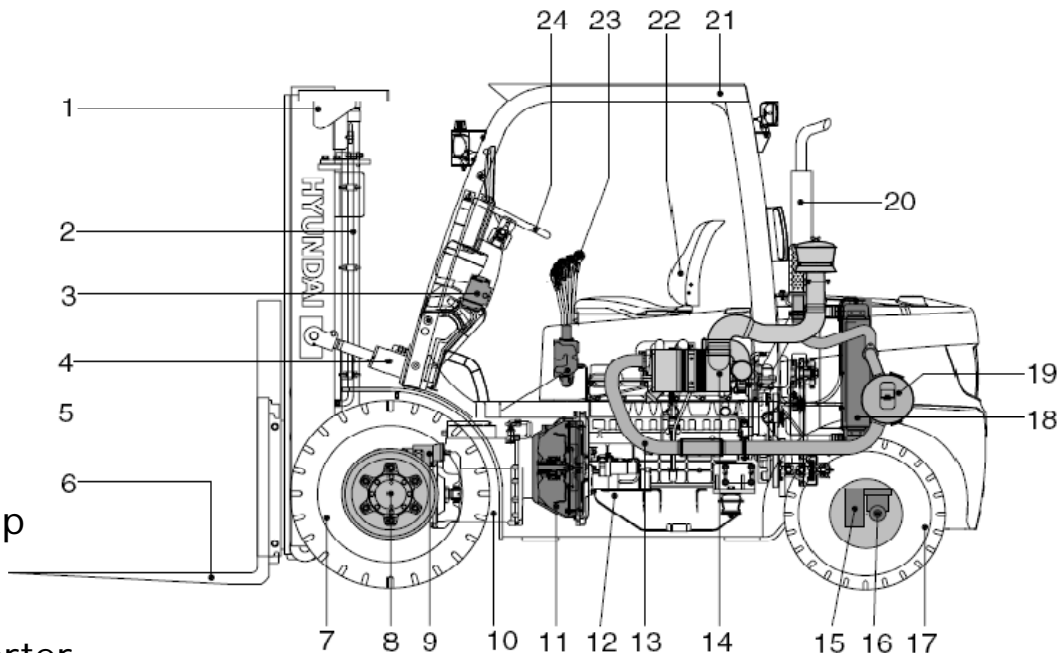


- Engine: Mitsubishi S6S-DT(4996cc)(TierII)
- TIER III S6S- T
- Rated Power: 65Kw (Net) / 2200 rpm.
- Max Torque: 34.8Kgm / 1400 rpm
- Noise level (dBA): 107Lwa / 81.7Lpa
- Vibration level: 0.38m/s<sup>2</sup>
- Max speed 28 – 29.1Km/h
- Fuel consumption acc. 45 VDI: 4.00L  
(Linde H45D = 4.8L, jungheinrich DFG 545 = 5.0L).



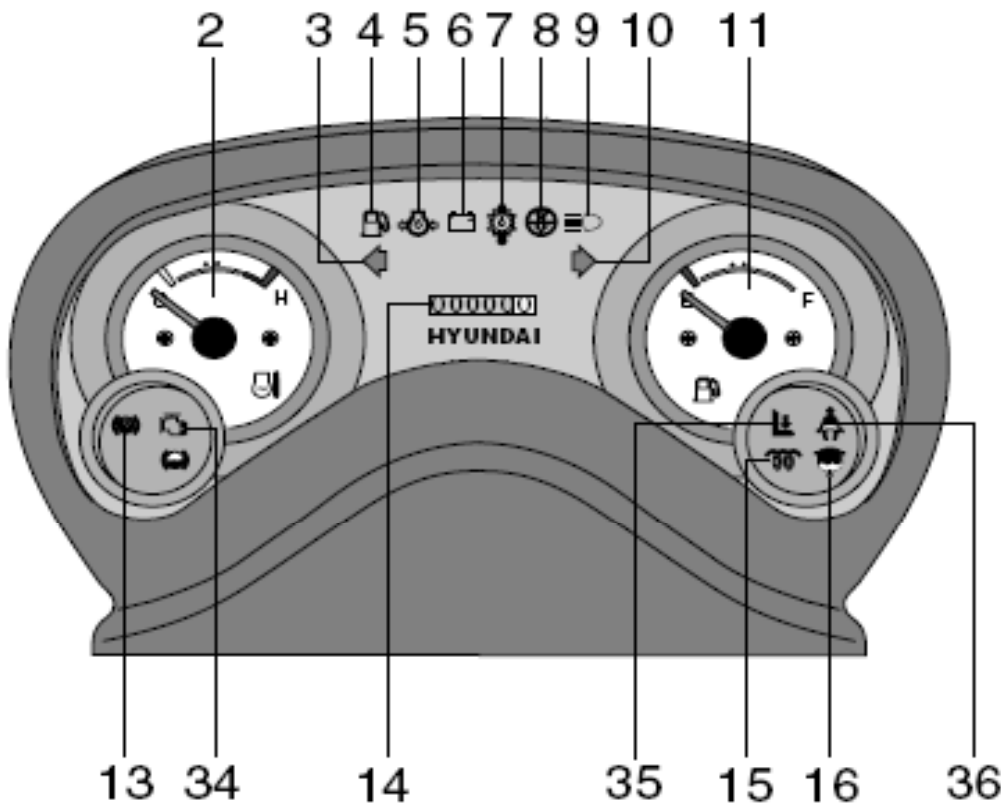
# - 35/40/45DS-7 model introduction.

- 1 Mast
- 2 Lift cylinder
- 3 Steering unit
- 4 Tilt cylinder
- 5 Control valve
- 6 Fork
- 7 Front wheel
- 8 Drive axle
- 9 Hydraulic pump
- 10 Transmission
- 11 Torque converter
- 12 Engine

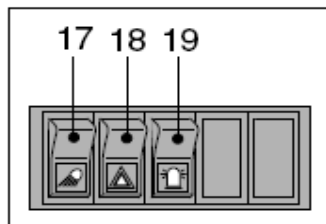


- 10 Transmission
- 11 Torque converter
- 12 Engine
- 13 Exhaust pipe
- 14 Air cleaner
- 15 Steering axle
- 16 Steering cylinder
- 17 Rear wheel
- 18 Radiator
- 19 Muffler
- 20 Silencer
- 21 Overhead guard
- 22 Seat
- 23 Control lever
- 24 Steering wheel

## - 35/40/45DS-7 model introduction.



- 17 Work lamp switch (opt)
- 18 Hazard lamp switch (opt)
- 19 Beacon lamp switch (opt)



- 2 Water temperature gauge
- 3 Left turn signal lamp
- 4 Fuel level warning lamp
- 5 Engine oil pressure warning lamp
- 6 Battery charge warning lamp
- 7 T/M oil temp warning lamp
- 8 Air cleaner element warning lamp
- 9 Head lamp signal lamp
- 10 Right turn signal lamp
- 11 Fuel gauge
- 13 Parking brake signal lamp
- 14 Hour meter
- 15 Preheated signal lamp
- 16 Water separator lamp
- 34 Engine check lamp
- 35 Operator safety lamp (OPSS) (OPT)
- 36 Seat belt warning lamp