


Huafengdongli 495 4100 Series Sparepartcatalog

Full download: <http://manualplace.com/download/huafengdongli-495-4100-series-sparepartcatalog/>



495 4100 系列柴油机零件图册

495
4100 SERIES DIESEL ENGINE PARTS CATALOG



山东潍柴华丰动力有限公司
Shandong Weichai Huafeng Power Co.,Ltd

This is the cut pages sample. Download all 90 page(s) at: ManualPlace.com

495
4100 系列柴油机零件图册

山东潍柴华丰动力有限公司

前 言

华丰动力牌 495、K4100 系列柴油机由全国科研院、所及生产厂家统一设计。该产品变型品种多,适应性好,被普遍用作拖拉机、发电机组、工程机械、农副业加工机械、农业排灌机械等的配套动力。该机型配件供应充足,维修方便。

为方便用户使用、维修、保养柴油机和订购配件,我们将生产批量较大的主要机型编入《495、K4100 系列柴油机零件图册》。图册中只画出较为典型的零件,带有括号的序号的零件在功能、结构上与图册中画出的不带括号的零件相近。需订购配件的用户,可按图册内提供的零件代号、名称、规格向当地农机供应部门或山东潍柴华丰动力有限公司以及有关协作厂联系购买。

华丰动力牌 495、K4100 系列柴油机在不断改进、提高,因此,图册中提供的零件可能与实物稍有出入,请用户在使用时注意。

本图册由赵瑞安、王路海、姬兴、王爱美、姜波编写,陈玲审定。

因时间仓促、水平所限,图册中若有错误或不当之处,敬请广大读者批评指正。

编 者
2006 年 4 月

PREFACE

Huafeng power 495、K4100 diesel engine is designed by national scientific research institutes and the manufacture. The various versions of the products possess good adaptability in application to tractors, generating sets, engineering machinery, side-line agricultural product processing and irrigation stations. The fittings of the products are ample for supply and easy to maintain.

For convenience of the users to operate, maintain, repair the machine or order the fittings needed, we compile a large quantity of the main products in the *Series 495、K4100 Diesel Engine Parts Catalog*. This book only gives the parts of typical cases. The function and construction of the parts in ordinal number with () mark are similar in the catalog. The users who want to order the fittings can contact the nearest Agricultural Machinery Supplying Department, Shandong Weichai Huafeng Power Co., Ltd. the second engine works or its co-operation Manufactures according to the parts number, name and specification on the chart of the book.

Huafeng power 495、K4100 diesel engine will be modified from time to time. Therefore it is possible that the engine supplied may be slightly different from that given in this catalog.

The catalog is written by Zhao Rui-an, Wang Lu-hai, Ji Xing, Wang Ai-me, Jiang Bo, approved by chen ling.

Compilers
2006.4

目 录

CONTENTS

一、机体总成(图 1、图 2)	
CYLINDER BLOCK ASSEMBLY (FIG. 1、FIG. 2).....	1
机体总成(图 1、图 2)零件表	
CYLINDER BLOCK ASSEMBLY (FIG. 1、FIG. 2)TABLE.....	3
二、凸轮轴总成(图 3)	
CAMSHAFT ASSEMBLY (FIG. 3).....	15
凸轮轴总成(图 3)零件表	
CAMSHAFT ASSEMBLY (FIG. 3)TABLE.....	16
三、气缸盖总成(图 4)	
CYLINDER HEAD ASSEMBLY (FIG. 4).....	17
气缸盖总成(图 4)零件表	
CYLINDER HEAD ASSEMBLY (FIG. 4) TABLE.....	18
四、活塞连杆总成(图 5)	
PISTON AND CONNECTING ROD ASSEMBLY (FIG. 5).....	24
活塞连杆总成(图 5)零件表	
PISTON AND CONNECTING ROD ASSEMBLY (FIG. 5)TABLE.....	25
五、曲轴飞轮总成(图 6)	
CRANKSHAFT AND FLYWHEEL ASSEMBLY (FIG. 6)	26
曲轴飞轮总成(图 6)零件表	
CRANKSHAFT AND FLYWHEEL ASSEMBLY (FIG. 6)TABLE.....	27

六、冷却系统总成(图 7、图 8)	
COOLING SYSTEM ASSEMBLY (FIG. 7、FIG. 8).....	29
冷却系统总成(图 7、图 8)零件表	
COOLING SYSTEM ASSEMBLY (FIG. 7、FIG. 8)TABLE.....	31
七、进气系统总成(图 9)	
AIR INTAKE SYSTEM ASSEMBLY (FIG. 9).....	35
进气系统总成(图 9)零件表	
AIR INTAKE SYSTEM ASSEMBLY (FIG. 9)TABLE.....	36
八、排气系统总成(图 10)	
EXHAUST SYSTEM ASSEMBLY (FIG. 10).....	39
排气系统总成(图 10)零件表	
EXHAUST SYSTEM ASSEMBLY (FIG. 10)TABLE.....	40
九、润滑系统总成(图 11、图 12)	
LUBRICATING OIL SYSTEM ASSEMBLY (FIG. 11、FIG. 12).....	42
润滑系统总成(图 11、图 12)零件表	
LUBRICATING OIL SYSTEM ASSEMBLY (FIG. 11、FIG. 12)TABLE.....	44
十、机油泵部件(图 13)	
OIL PUMP SUB-ASSEMBLY (FIG. 13).....	48
机油泵部件(图 13)零件表	
OIL PUMP SUB-ASSEMBLY (FIG. 13)TABLE.....	49

十一、燃油系统总成、喷油泵总成、喷油器总成(图 14)	CLUTCH AND POWER TAKE-OFF ASSEMBLY(FIG. 18、FIG. 19) TABLE	68
FUEL SYSTEM ASSEMBLY、FUFL INJECTION PUMP ASSEMBLY、FUEL	68
INJECTOR ASSEMBLY(FIG. 14).....		52
燃油系统总成、喷油泵总成、喷油器总成(图 14)零件表	十六、底座总成(图 20)	
FUEL SYSTEM ASSEMBLY、FUFL INJECTION PUMP ASSEMBLY、FUEL	BASE FRAME ASSEMBLY(FIG. 20).....	73
INJECTOR ASSEMBLY(FIG. 14)TABLE.....	底座总成(图 20)零件表	
	BASE FRAME ASSEMBLY(FIG. 20)TABLE.....	74
十二、空气压缩机总成(图 15)	十七、离合器总成(图 21)	
AIR COMPRESSOR ASSEMBLY(FIG. 15).....	CLUTCH ASSEMBLY(FIG. 21).....	76
空气压缩机总成(图 15)零件表	离合器总成(图 21)零件表	
AIR COMPRESSOR ASSEMBLY(FIG. 15)TABLE.....	CLUTCH ASSEMBLY(FIG. 21)TABLE.....	77
十三、电器系统总成(I)(图 16)	十八、增压器及润滑系统总成(图 22)	
ELECTRICAL SYSTEM ASSEMBLY(I)(FIG. 16).....	TURBOCHARGER AND ITS LUBRICATING OIL SYSTEM ASSEMBLY	
电器系统总成(I)(图 16)零件表	(FIG. 22).....	79
ELECTRICAL SYSTEM ASSEMBLY(I)(FIG. 16)TABLE.....	增压器及润滑系统总成(图 22)零件表	
	TURBOCHARGER AND ITS LUBRICATING OIL SYSTEM ASSEMBLY	
十四、电器系统总成(II)(图 17)	(FIG. 22)TABLE.....	80
ELECTRICAL SYSTEM ASSEMBLY(II)(FIG. 17).....	十九、H1A 涡轮增压器部件(图 23)	
电器系统总成(II)(图 17)零件表	H1A TURBOCHARGER SUB-ASSEMBLY(FIG. 23).....	82
ELECTRICAL SYSTEM ASSEMBLY(II)(FIG. 17)TABLE.....	H1A 涡轮增压器部件(图 23)零件表	
	H1A TURBOCHARGER SUB-ASSEMBLY(FIG. 23)TABLE.....	83
十五、离合器动力输出装置总成(图 18、图 19)		
CLUTCH AND POWER TAKE-OFF ASSEMBLY(FIG. 18、FIG. 19).....		66
离合器动力输出装置总成(图 18、图 19)零件表		

一、机体总成 (图1、图2)
 CYLINDER BLOCK ASSEMBLY (FIG. 1、FIG. 2)

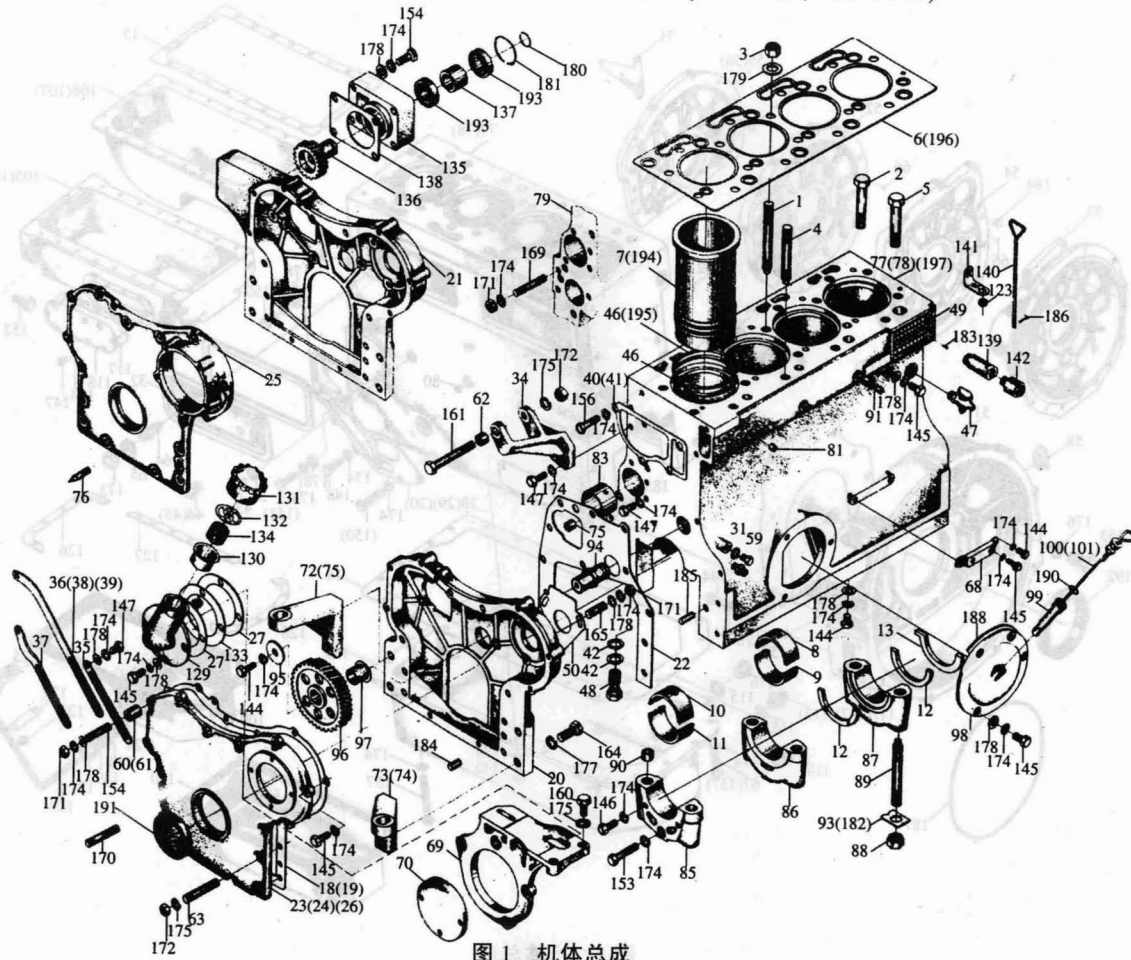


图1 机体总成
 FIG. 1 CYLINDER BLOCK ASSEMBLY

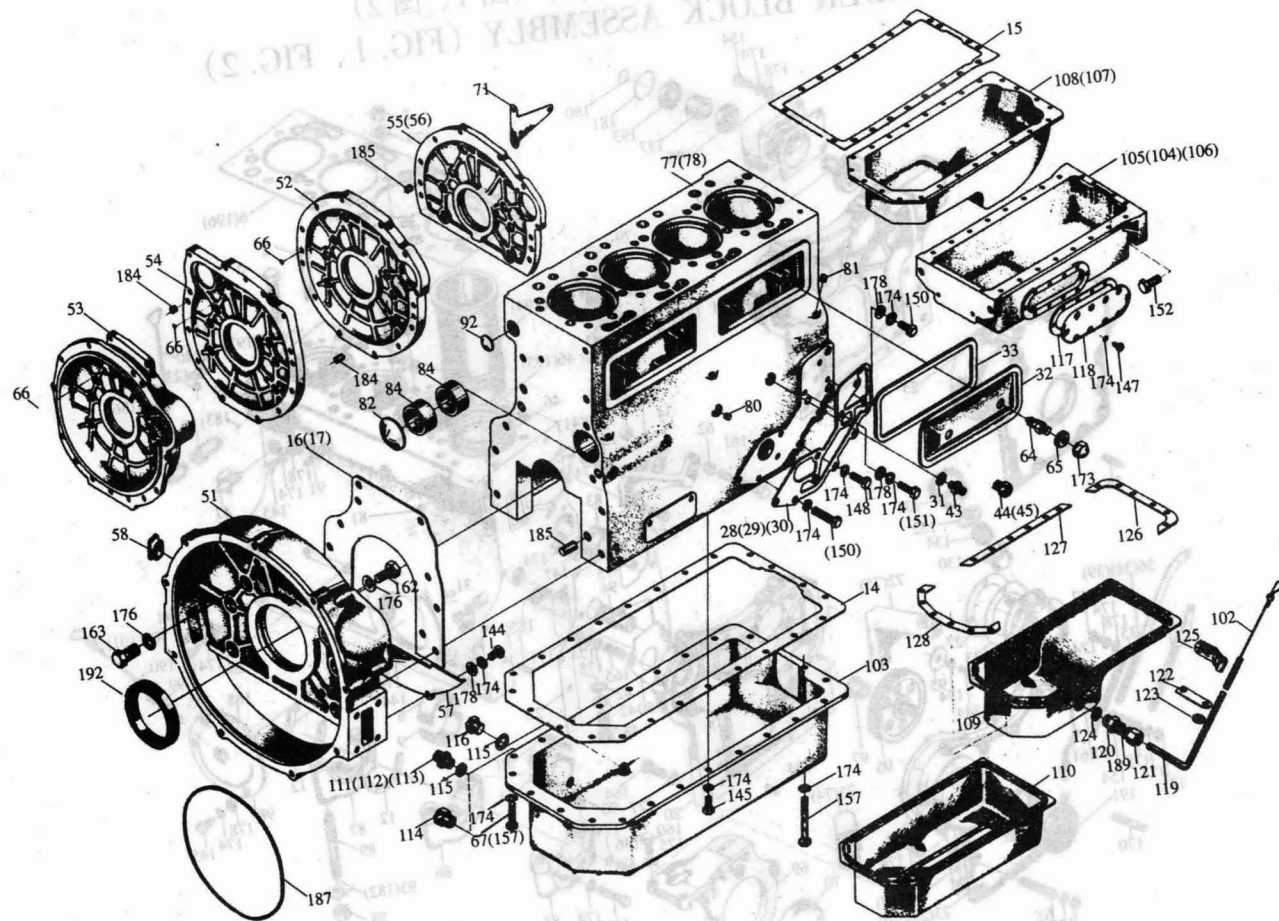


图 2 机体总成
 FIG. 2 CYLINDER BLOCK ASSEMBLY

机体总成(图 1、图 2)零件表
CYLINDER BLOCK ASSEMBLY (FIG. 1, FIG. 2) TABLE

柴 油 机 型 号 Model			495	T	T2	T3	T4	K1	K2	K5	K7	Q	Q1	Q5	Y	D	ZD-1	G	K4100
标号 Item	零件代号 Part No.	零 件 名 称 Description	每 台 数 量 Q'ty per set																
1	495-01001	气缸盖螺栓 Stud 135, cylinder head	14	14	14	14	14	14	14	14	14	14	14	14	14	14	14	14	14
2	495-01001(A)	气缸盖螺栓 Stud 116, cylinder head											14						
3	495-01002	气缸盖螺母 Nut, cylinder head	18	18	18	18	18	18	18	18	18	18	18	18	18	18	18	18	18
4	495-01003	气缸盖螺栓 Stud, cylinder head	4	4	4	4	4	4	4	4	4	4	4	4	4	4	4	4	4
5	495-01003(A)	气缸盖螺栓 Stud, cylinder head											4						
6	495-01004(W)	气缸盖垫片 Gasket, cylinder head	1	1	1	1	1	1	1	1	1	1	1	1	1	1	1	1	1
7	495-01005(W)	气缸套 Cylinder liner	4	4	4	4	4	4	4	4	4	4	4	4	4	4	4	4	4
8	495-01006	中间主轴承上瓦 Middle upper main bearing	3	3	3	3	3	3	3	3	3	3	3	3	3	3	3	3	3
9	495-01007	中间主轴承下瓦 Middle lower main bearing	3	3	3	3	3	3	3	3	3	3	3	3	3	3	3	3	3
10	495-01008	前后主轴承上瓦 Front & rear upper main bearing	2	2	2	2	2	2	2	2	2	2	2	2	2	2	2	2	2
11	495-01009	前后主轴承下瓦 Front & rear lower main bearing	2	2	2	2	2	2	2	2	2	2	2	2	2	2	2	2	2
12	495-01010	曲轴止推片 Thrust ring, crankshaft	2	2		2	2	2	2	2	2	2	2	2	2	2	2	2	2
13	495T2-01010	曲轴止推片 Thrust ring, crankshaft			4														
14	495-01012(b)	油底垫片 Gasket, oil sump	1					1	1	1	1	1	1	1	1	1	1	1	1

Huafengdongli 495 4100 Series Sparepartcatalog

Full download: <http://manualplace.com/download/huafengdongli-495-4100-series-sparepartcatalog/>

(续表)

柴 油 机 型 号 Model			495	T	T2	T3	T4	K1	K2	K5	K7	Q	Q1	Q5	Y	D	ZD-1	G	K4100
标号 Item	零件代号 Part No.	零 件 名 称 Description	每 台 数 量 Q'ty per set																
15	495T-01051(b)	油底垫片 Gasket, oil sump		1	1	1	1								1				
16	495-01013W	飞轮外壳垫片 Gasket, flywheel housing	1					1	1	1	1								1
(17)	495Q1-01075	连接板垫片 Gasket, connecting plate										1	1	1	1				
18	495-01015W	齿轮室盖垫片 Gasket, gear case	1					1	1	1	1	1	1	1	1	1	1	1	1
(19)	495T4-01015W-1	齿轮室盖垫片 Gasket, gear case		1	1	1	1												
20	495-01016(b)	齿轮室 Gear case	1	1	1		1	1	1	1	1	1	1	1	1	1	1	1	1
21	495T3-01016	齿轮室 Gear case				1													
22	495-01017	齿轮室垫片 Gasket, gear case	1	1	1	1	1	1	1	1	1	1	1	1	1	1	1	1	1
23	495-01018W	齿轮室盖板 Gear case cover	1					1	1	1	1	1	1			1	1	1	1
24	495T2-01061	齿轮室盖板 Gear case cover			1														
25	495T-01018-1	齿轮室盖板 Gear case cover		1		1	1												
(26)	495Q5-01094	齿轮室盖板 Gear case cover												1					
27	495-01019	加油口垫片 Gasket, oil filler	1					1	1	1	1	1	1	1	1	1	1	1	1
28	495-01021	机滤连接板垫片 Gasket, oil filter bracket	1	1	1	1	1		1	1	1	1	1	1	1	1	1	1	1
(29)	495-01021(A)	机滤连接板垫片 Gasket, oil filter bracket						1									1		
(30)	495Q5-01021	机滤连接板垫片 Gasket, oil filter bracket												1					
31	495-01022	垫圈 Washer	2	2															2
32	495-01023(b)	上侧盖板 Upper side cover	2	2	2	2	2	2	2	2	2	2	2	2	2	2	2	2	2