

H55DR

HANIX
Japanese Craftsmanship



Parts Catalogue

Japanese Craftsmanship

How to Use Parts Catalogue

1. This parts catalogue covers all components for products in each part. It also covers the attachment parts etc. in addition to the standard equipment parts.
2. Please inform part center about the following items when ordering supplementary parts etc. There is a possibility that it may take time for supplying the parts if the details of the order is not clear enough.
 - a) Part number and part name
 - b) Required quantity
 - c) Serial number of the machine (Ser. No.)
 - d) Engine number and hour on service meter

<Notes> In case that there is an existence of a substitute part number for the ordered part number, there may be a possibility where parts are supplied with substitute part number.
3. To read the parts manual
 - a) Explanation is stated by group in this parts manual and is indicated on the illustration page and on the list page. The parts for the group are shown by a diagram and marked with Key No. on the illustration page.

<Notes> The illustration may differ from the actual machine in some occasions as it is shown in the simplified form. The part number and part name for the Key No. shown on the illustration page are also shown on the list page. For the parts kit etc., sub-numbers are added to the Key No..
 - b) The parts are fundamentally shown in essential numbers for a unit of machine, however, the quantity of the composition is shown for the components and for the group. As to the part with the statement of AR (AS REQUIRED), the quantity need to be determined by adjusting it to the actual machine.
 - c) Marks appearing in the column of interchangeability (I.C.) are as follows:
 - A...New parts can take place of old parts, but no vice-versa.
 - B...No interchangeability between new and old parts.
 - C...Discontinued
 - D...Newly added parts
 - E...Both new and old parts applicable
 - Q...Quantity altered
 - d) In the column of Applicable Ser. No. are shown the machine serial numbers for which the parts in the same column are used. If the column is blank, the machine serial numbers shown on the cover can be used.
 - e) Standards and dimensions of parts are shown in the column of Remarks. As a rule, the dimensions are in millimeters, however, the unit of mm has been omitted.
 - f) As to the parts marked with * in the column of Part No., they are not supplied as supplementary parts since there is a possibility that they may have effect on specific characteristic, function, etc. of the products. The illustration is shown for the better understanding of the parts.
 - g) Description of the abbreviations are as follows.

SYMBOL	DESCRIPTION	SYMBOL	DESCRIPTION	SYMBOL	DESCRIPTION
1ST	FIRST	CNT	CONTROL	MIN	MINIMUM
2ND	SECOND	CTRL		PTO	POWER TAKE-OFF
3RD	THIRD	E	EMERGENCY	Q.ty	QUANTITY
4TH	FOURTH	E/G	ENGINE	R/A	RADIATOR
5TH	FIFTH	Gp	GROUP	R/W	REWORK
As	ASSEMBLY	HYD	HYDRAULIC	REV	REVERSE
ASSY		I.C.	INTER CHANGEABILITY	RH	RIGHT HAND
Ass'y				STD	STANDARD
Ar.	ARRANGEMENT	Inc.	INCLUDE	T/D	TURN DECK
AR	AS REQUIRED	LH	LEFT HAND	t=	THICKNESS
BKT	BRACKET	L=	LENGTH	UNDCRG	UNDER CARRIAGE
BUSH	BUSHING	MANIF	MANIFOLD	UNIV	UNIVERSAL
CYL	CYLINDER	MAX	MAXIMUM	w=	WIDTH

4. Please understand beforehand that there may be a possibility of the parts and the part numbers being changed without previous notice.

CONTENTS

1. SWING Ar.

FRAME Gp-SWING	1-0100
TANK Gp-FUEL.....	1-0200
TANK Gp-HYD	1-0300
HOOD & COVER Gp	1-0400
WIRING Gp.....	1-0500
WEIGHT Gp	1-0600
KEY PLATE Gp	1-0700A13
WEIGHT Gp-EXTRA.....	1-0A01
COVER Gp-RADIATOR BOTTOM.....	1-0A02

2. WORK Ar.

POST Gp-SWING	2-0100
BOOM Gp	2-0201
CYLINDER Gp-ARM	2-0202
CYLINDER Gp-ARM(HV).....	2-0202A26
LINES Gp-ARM.....	2-0203
LINES Gp-ARM(HV)	2-0203A26
LAMP Gp-BOOM.....	2-0204
PTO Gp-PIPE.....	2-0205
ARM Gp	2-0301
ARM Gp-LONG	2-0301A17
LINKAGE Gp-BUCKET	2-0302
CYLINDER Gp-BUCKET.....	2-0303
LINES Gp-BUCKET	2-0304
LINES Gp-BUCKET(LONG).....	2-0304A17
PTO Gp-MANIFOLD	2-0305
PTO Gp-VALVE.....	2-0305A05
LINES Gp-PTO.....	2-0306
LINES Gp-PTO(LONG).....	2-0306A17
COVER Gp-BOOM	2-0400
BUCKET Gp(650mm).....	2-0A03
PIN Gp-BUCKET.....	2-0A04
BUCKET Gp(600mm).....	2-0A24
COVER Gp-VALVE	2-0A2607

3. CHASSIS Ar.

FRAME Gp-UNDCRG.....	3-0101
BEARING Gp-SWING.....	3-0102
IDLER Gp.....	3-0103
ADJUSTER Gp	3-0104
TRACK Gp	3-0105
CARRIER Gp	3-0106
SPROCKET Gp.....	3-0107

SWIVEL Gp.....	3-0108
MOTOR Gp-TRAVEL	3-0109
LINES Gp-CHASSIS	3-0110
CRAWLER Gp-RUBBER	3-0111
CRAWLER Gp-STEEL & PAD.....	3-0111A14
CRAWLER Gp-STEEL.....	3-0111A15
DOZER Gp.....	3-0200
COVER Gp-DOZER.....	3-0300
COVER Gp-UNDCRG.....	3-0400

4. ENGINE & RADIATOR Ar.

ENGINE Gp.....	4-0100
MOUNTING Gp-ENGINE.....	4-0200
CLEANER Gp-AIR	4-0300
RADIATOR Gp	4-0400
THROTTLE MOTOR Gp	4-0500A20
GUARD Gp-FAN	4-0600

5. HYDRAULIC Ar.

PUMP Gp	5-0100
MOTOR Gp-SLEW.....	5-0200
VALVE Gp-CONTROL.....	5-0300
VALVE Gp-CONTROL(HV)	5-0300A26
VALVE Gp-TRAVEL	5-0400
VALVE Gp-SOLENOID	5-0500
VALVE Gp-SOLENOID(HV)	5-0500A26
CYLINDER Gp-BOOM	5-0600
CYLINDER Gp-BOOM(HV)	5-0600A26
CYLINDER Gp-DOZER	5-0700
CYLINDER Gp-SWING	5-0800
FILTER Gp	5-0900
LINES Gp-PUMP	5-1000
LINES Gp-COOLER & RETURN	5-1100
LINES Gp-FRONT	5-1200
LINES Gp-FRONT(HV)	5-1200A26
LINES Gp-BOOM SWING	5-1300
LINES Gp-SLEW	5-1400
LINES Gp-SWIVEL	5-1500
LINES Gp-PILOT	5-1600
VALVE Gp-PILOT	5-0A1101
LINES Gp-J/D	5-0A1102
LINES Gp-HOLDING VALVE	5-A2606
ACCUMULATOR Gp	5-A2608

6. OPERATOR Ar.

PLATFORM Gp	6-0100
-------------------	--------

FLOOR Gp	6-0200
SEAT Gp-HANIX	6-0300A23
CONSOLE Gp-SLIDE	6-0400A16
STAND Gp-L	6-0501
VALVE Gp-J/S-L	6-0502
LINES Gp-CONSOLE-L	6-0503
STAND Gp-R	6-0601
VALVE Gp-J/S-R	6-0602
VALVE Gp-DOZER	6-0603
LINES Gp-CONSOLE-R	6-0604
CONSOLE Gp-SWITCH	6-0605
PANEL Gp	6-0606
CONSOLE Gp-COVER	6-0700
CONSOLE Gp-TRAVEL	6-0800
HAND REST Gp	6-0900
CAB Gp	6-1000
CAB & EXTERIOR Gp	6-1001
CAB GLASS Gp	6-1002
CAB HARNESS Gp	6-1003
CAB DOOR Gp	6-1004
CAB F/WINDOW Gp	6-1005
CAB RADIO BOX Gp	6-1006
CAB HEATER Gp	6-1007
BOX Gp-SEAT	6-1100
MAT Gp-HANIX	6-1200A18

SWING Ar.

7. MISCELLANEOUS Ar.

LABEL Gp-MODEL(HANIX)	7-0100A21
TOOL Gp	7-0300
LABEL Gp-STD	7-0400
LABEL Gp-CAB	7-0500

9. ATTACHMENT Ar.

LAMP Gp-CAB	9-0600
ASHTRAY Gp	9-0700
RADIO Gp-EU	9-0800
RADIO Gp-USA	9-0900
STOP Gp-ENGINE	9-1000
IMMOBILIZER Gp	9-1200
COOL Gp	9-1900
SPARE HARNESS Gp	9-2200
SW Gp-SIGNAL	9-2700

10. INDEX

ILLUSTRATION INDEX

1. SWING Ar.

<p>FRAME Gp-SWING 1-0100</p>	<p>TANK Gp-FUEL 1-0200</p>	<p>TANK Gp-HYD 1-0300</p>
<p>HOOD & COVER Gp 1-0400</p>	<p>WIRING Gp 1-0500</p>	<p>WEIGHT Gp 1-0600</p>
<p>[Empty Box]</p>	<p>KEY PLATE Gp(HANIX) 1-0700A13</p>	<p>WEIGHT Gp-EXTRA 1-0A01</p>
<p>COVER Gp-RADIATOR BOTTOM 1-0A02</p>	<p>[Empty Box]</p>	<p>[Empty Box]</p>

ILLUSTRATION INDEX

2. WORK Ar.(1)

<p>POST Gp-SWING 2-0100</p>	<p>BOOM Gp 2-0201</p>	<p>CYLINDER Gp-ARM 2-0202</p>
<p>CYLINDER Gp-ARM(HV) 2-0202A26</p>	<p>LINES Gp-ARM 2-0203</p>	<p>LINES Gp-ARM(HV) 2-0203A26</p>
<p>LAMP Gp-BOOM 2-0204</p>	<p>PTO Gp-PIPE 2-0205</p>	<p>ARM Gp 2-0301</p>
<p>ARM Gp-LONG 2-0301A17</p>	<p>LINKAGE Gp-BUCKET 2-0302</p>	<p>CYLINDER Gp-BUCKET 2-0303</p>

ILLUSTRATION INDEX

2. WORK Ar.(2)

<p>LINES Gp-BUCKET 2-0304</p>	<p>LINES Gp-BUCKET(LONG) 2-0304A17</p>	<p>PTO Gp-MANIFOLD 2-0305</p>
<p>PTO Gp-VALVE 2-0305A05</p>	<p>LINES Gp-PTO 2-0306</p>	<p>LINES Gp-PTO(LONG) 2-0206A17</p>
<p>COVER Gp-BOOM 2-0400</p>	<p>BUCKET Gp(650mm) 2-0A03</p>	<p>PIN Gp-BUCKET 2-0A04</p>
<p>BUCKET Gp(600mm) 2-0A24</p>	<p>COVER Gp-VALVE 2-0A2607</p>	

ILLUSTRATION INDEX

3. CHASSIS Ar.(1)

<p>FRAME Gp-UNDCRG 3-0101</p>	<p>BEARING Gp-SWING 3-0102</p>	<p>IDLER Gp 3-0103</p>
<p>ADJUSTER Gp 3-0104</p>	<p>TRACK Gp 3-0105</p>	<p>CARRIER Gp 3-0106</p>
<p>SPROCKET Gp 3-0107</p>	<p>SWIVEL Gp 3-0108</p>	<p>MOTOR Gp-TRAVEL 3-0109</p>
<p>LINES Gp-CHASSIS 3-0110</p>	<p>CRAWLER Gp-RUBBER 3-0111</p>	<p>CRAWLER Gp-STEEL & PAD 3-0111A14</p>

ILLUSTRATION INDEX

3. CHASSIS Ar.(2)

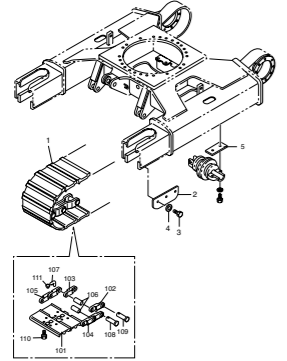
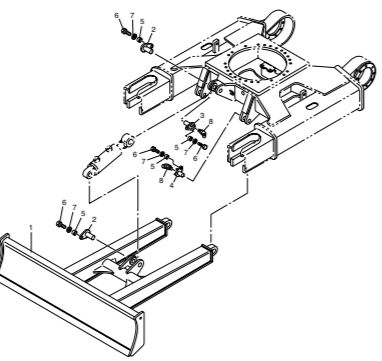
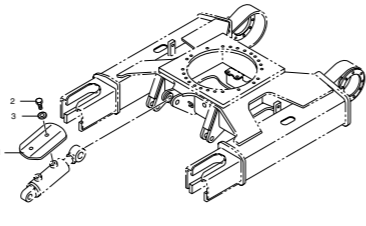
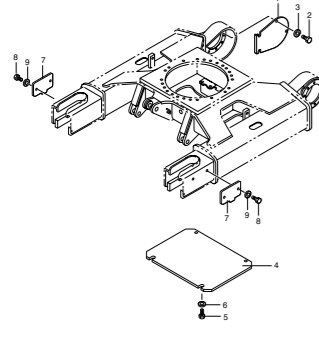








<p>CRAWLER Gp-STEEL 3-0111A15</p> 	<p>DOZER Gp 3-0200</p> 	<p>COVER Gp-DOZER 3-0300</p> 
<p>COVER Gp-UNDCRG 3-0400</p> 		
		
		

ILLUSTRATION INDEX

4. ENGINE & RADIATOR Ar.

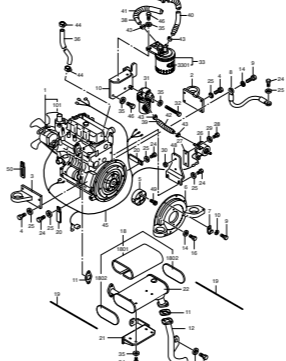
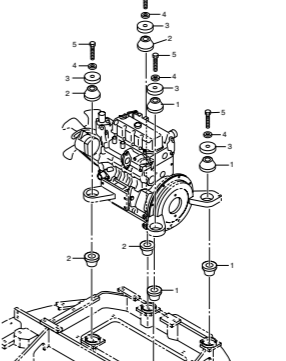
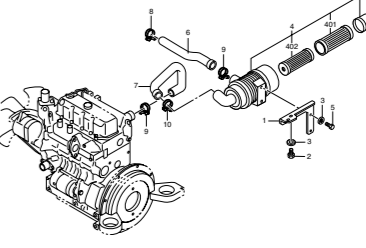
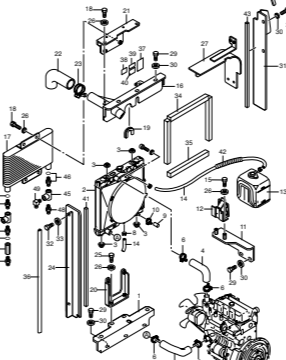

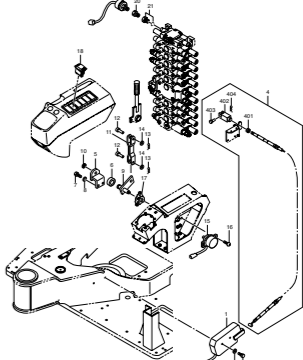
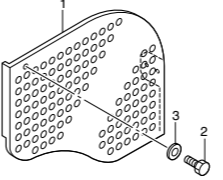





<p>ENGINE Gp 4-0100</p> 	<p>MOUNTING Gp-ENGINE 4-0200</p> 	<p>CLEANER Gp-AIR 4-0300</p> 
<p>RADIATOR Gp 4-0400</p> 		<p>THROTTLE MOTOR Gp 4-0500A20</p> 
<p>GUARD Gp-FAN 4-0600</p> 		
		

ILLUSTRATION INDEX

5. HYDRAULIC Ar.(1)

<p>PUMP Gp 5-0100</p>	<p>MOTOR Gp-SLEW 5-0200</p>	<p>VALVE Gp-CONTROL 5-0300</p>
<p>VALVE Gp-CONTROL 5-0300A26</p>	<p>VALVE Gp-TRAVEL 5-0400</p>	<p>VALVE Gp-SOLENOID 5-0500</p>
<p>VALVE Gp-SOLENOID(HV) 5-0500A26</p>	<p>CYLINDER Gp-BOOM 5-0600</p>	<p>CYLINDER Gp-BOOM(HV) 5-0600A26</p>
<p>CYLINDER Gp-DOZER 5-0700</p>	<p>CYLINDER Gp-SWING 5-0800</p>	<p>FILTER Gp 5-0900</p>

ILLUSTRATION INDEX

5. HYDRAULIC Ar.(2)

<p>LINES Gp-PUMP 5-1000</p>	<p>LINES Gp-COOLER & RETURN 5-1100</p>	<p>LINES Gp-FRONT 5-1200</p>
<p>LINES Gp-FRONT(HV) 5-1200A26</p>	<p>LINES Gp-BOOM SWING 5-1300</p>	<p>LINES Gp-SLEW 5-1400</p>
<p>LINES Gp-SWIVEL 5-1500</p>	<p>LINES Gp-PILOT 5-1600</p>	<p>LINES Gp-HOLDING VALVE 5-0A2606</p>
<p>LINES Gp-PILOT 5-0A1101</p>	<p>LINES Gp-J/D 5-0A1102</p>	<p>ACCUMULATOR Gp 5-0A2608</p>

ILLUSTRATION INDEX

6. OPERATOR Ar.(1)

<p>PLATFORM Gp 6-0100</p>	<p>FLOOR Gp 6-0200</p>	
<p>SEAT Gp-HANIX 6-0300A23</p>		<p>CONSOLE Gp-SLIDE 6-0400A16</p>
<p>STAND Gp-L 6-0501</p>	<p>VALVE Gp-J/S-L 6-0502</p>	<p>LINES Gp-CONSOLE-L 6-0503</p>
<p>STAND Gp-R 6-0601</p>	<p>VALVE Gp-J/S-R 6-0602</p>	<p>VALVE Gp-DOZER 6-0603</p>

ILLUSTRATION INDEX

6. OPERATOR Ar.(2)

<p>LINES Gp-CONSOLE-R 6-0604</p>	<p>CONSOLE Gp-SWITCH 6-0605</p>	<p>PANEL Gp 6-0606</p>
<p>CONSOLE Gp-COVER 6-0700</p>	<p>CONSOLE Gp-TRAVEL 6-0800</p>	<p>HAND REST Gp 6-0900</p>
<p>CAB Gp 6-1000</p>	<p>CAB & EXTERIOR Gp 6-1001</p>	<p>CAB GLASS Gp 6-1002</p>
<p>CAB HARNESS Gp 6-1003</p>	<p>CAB DOOR Gp 6-1004</p>	<p>CAB F/WINDOW Gp 6-1005</p>

ILLUSTRATION INDEX

6. OPERATOR Ar.(3)

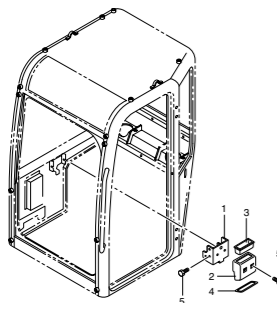
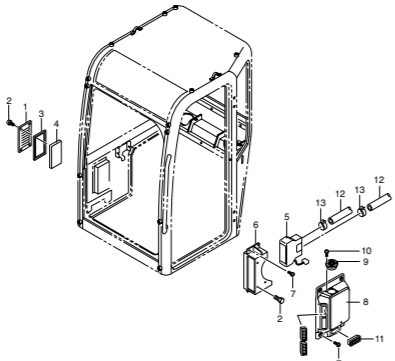
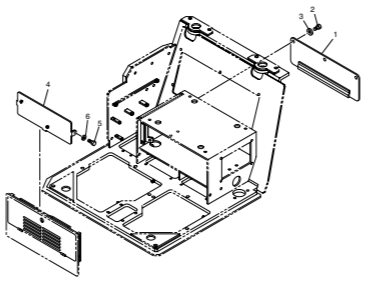
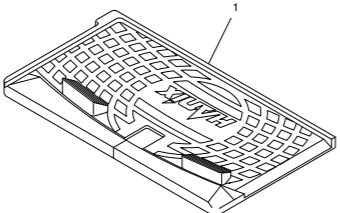
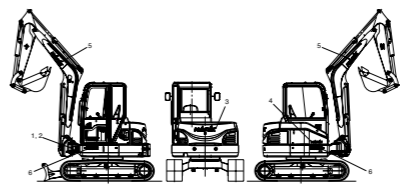
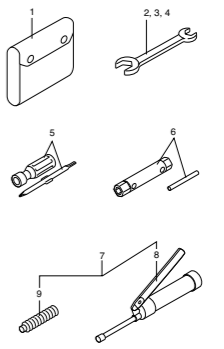
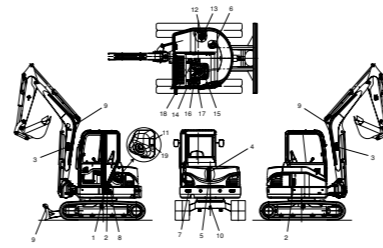
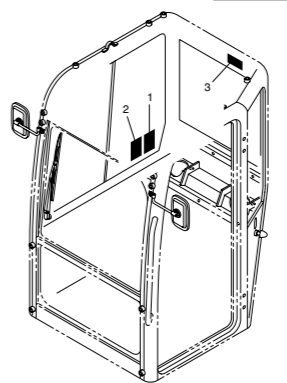
<p>CAB RADIO BOX Gp 6-1006</p> 	<p>CAB HEATER Gp 6-1007</p> 	<p>BOX Gp-SEAT 6-1100</p> 
<p>[]</p>	<p>MAT Gp-HANIX 6-1200A18</p> 	<p>[]</p>
<p>[]</p>	<p>[]</p>	<p>[]</p>
<p>[]</p>	<p>[]</p>	<p>[]</p>

ILLUSTRATION INDEX

7. MISCELLANEOUS Ar.

<p>[]</p>	<p>LABEL Gp-MODEL(HANIX) 7-0100A21</p> 	<p>TOOL Gp 7-0300</p> 
<p>LABEL Gp-STD 7-0400</p> 	<p>LABEL Gp-CAB 7-0500</p> 	<p>[]</p>
<p>[]</p>	<p>[]</p>	<p>[]</p>
<p>[]</p>	<p>[]</p>	<p>[]</p>