




# VM3242E

---

# OPERATOR'S, SAFETY AND MAINTENANCE HANDBOOK



USA MODELS





**OPERATOR'S,  
SAFETY,  
AND  
MAINTENANCE  
HANDBOOK**

***VM3242E***


**S/N** \_\_\_\_\_



# DANGER

DEATH OR SERIOUS INJURY Could Result From Failure to Read, Understand, and Obey the Following Safety Rules. Refer to the Operator's and Safety Handbook for Further Instructions. Prior to any operation, inspect the Entire Work-Site and all Ground Conditions Where the Platform Will Travel During Operation.

## TIP-OVER HAZARD




- DO NOT overload platform.
- Ensure that load is secure and evenly distributed.
- Operate platform ONLY on firm level surfaces.
- DO NOT drive platform into holes, drop-offs, curbs or other obstacles on the ground.
- DO NOT operate platform in excessive wind.

## FALLING HAZARD




- DO NOT operate platform unless all platform railing is in place and secured.
- Maintain a firm footing on platform floor at all times.

## CRUSHING HAZARD



- DO NOT drive or elevate platform into overhead obstructions or external objects.
- DO NOT lower platform onto obstructions below.

## ELECTRICAL HAZARD



- This machine is NOT insulated.
- DO NOT come into contact with or allow inadequate clearance from electrical power lines or equipment.
- Maintain a MINIMUM clearance of 20 feet from all electrical power lines or equipment.

AU0832



# DANGER


DEATH OR SERIOUS INJURY Could Result From Failure to Read, Understand, and Obey the Following Safety Rules. Refer to the Operator's and Safety Handbook for Further Instructions. Prior to any operation, Inspect the Entire Work-Site and all Ground Conditions Where the Platform Will Travel During Operation.

## ELECTRICAL HAZARD



- This machine is NOT insulated.
- DO NOT come into contact with or allow inadequate clearance from electrical power lines or equipment.
- Maintain a MINIMUM clearance of 20 feet from all electrical power lines or equipment.

## TIP-OVER HAZARD



- DO NOT overload platform.
- Ensure that load is secure and evenly distributed.
- Operate platform ONLY on firm level surfaces.
- DO NOT drive platform into holes, drop-offs, curbs or other obstacles on the ground.
- DO NOT operate platform in excessive wind.

AU0833



# DANGER

Stay clear of platform, mast, and jib while lowering.  
Failure to do so may result in death or serious injury.

## EMERGENCY LOWER HAND PUMP OPERATION

1. Insert end of handle into hand pump.
2. Push/pull and hold the appropriate manual override to activate the desired function.
3. Pump handle until the function is complete.
4. Repeat the steps one through three for another function.

AU0836



# DANGER

Do not operate this machine unless you are qualified by training experience in the safe operation of this machine.

Training includes complete knowledge of your employer's work rules, the Operator's and Safety Handbook and all governmental regulations relative to this machine.

An untrained operator subjects himself and others to death or serious injury.

AU0837

# DANGER

Operate Ground Control **ONLY** when platform is unoccupied or when operator is unable to use Platform Control.

Failure to do so may result in death or serious injury.

## GROUND CONTROL OPERATION


1. Turn control selector switch to Ground Control position.
2. Push and hold the **ENABLE** switch.
3. Use appropriate switch to operate desired function.

## NORMAL OPERATION

1. Turn control selector switch to Platform Control position
2. Use Platform Control to operate machine.

AU0838

# DANGER



## CRUSHING HAZARD

Death or serious injury could result from being crushed by moving machinery.

Clear all personnel from the counterweight and superstructure area before lowering/elevating the jib and/or the mast or rotating the superstructure.

AU0843

# DANGER

**Failure to Properly Service, Maintain and Inspect This Machine could Result in Death or Serious Injury.**

**This Machine Must Not Be Used Unless it is Operating Properly.**

- Perform all periodic inspections and maintenance specified by the Manufacturer, OSHA, ANSI, and other Government Agencies.
- Allow **ONLY** authorized service and repairs to be performed on this machine.
- **DO NOT** modify machine, substitute parts, and change any hydraulic, electrical or operator aid settings without obtaining written approval from Grove Worldwide.
- **DO NOT** remove any decal or the Operator's and Safety Handbook from this machine.

AU0840

## **IMPORTANT SERVICE INFORMATION**

Grove Worldwide and our dealer network want to ensure your satisfaction with our products and customer support services. Your local dealer is the best equipped and most knowledgeable resource available for help with parts, service and warranty issues. They have the facilities, parts, factory-trained personnel and on-hand information needed to assist you in a timely manner.

We request that you first contact your local dealer for assistance with problems. If you - and your local dealer - determine that you do need factory assistance, please have your local dealer's service management section coordinate the factory-assistance contact for you.

## **NOTICE TO OWNER / USER**

Should this work platform become involved in an accident, please contact your local Grove Worldwide Manlift® distributor immediately and relate details of the incident so he can notify Grove U.S. L.L.C..

If the distributor is unknown and/or cannot be reached, please contact :

**Grove U.S. L.L.C. Customer Support**  
**1086 Wayne Avenue**  
**Chambersburg, Pennsylvania 17201, U.S.A.**  
**Tel : (717) 263 5100**  
**Fax : (717) 267 0404**