



A TEREX BRAND

Parts Manual

Serial Number Range

GS-2668 DC

to SN GS68-41317

GS-3268 DC

Part No. 62110

Rev D12

April 2012

Technical Publications

Genie Industries has endeavored to deliver the highest degree of accuracy possible. However, continuous improvement of our products is a Genie policy. Therefore, product specifications are subject to change without notice.

Readers are encouraged to notify Genie of errors and send in suggestions for improvement. All communications will be carefully considered for future printings of this and all other manuals.

Contact Us:

<http://www.genieindustries.com>
 e-mail: awp.techpub@terex.com

Serial Number Information

Genie Industries offers the following Parts Manuals for these models:


Title	Part No
Genie GS-2668 DC and GS-3268 DC Parts Manual (before serial number GS68-41318)	62110

Contact Us:

<http://www.genieindustries.com>
 e-mail: awp.techpub@terex.com

Copyright © 1998 by Genie Industries
 62110 Rev D July 2005
 First Edition, Fifth Printing

"Genie" and "GS" are registered trademarks of Genie Industries in the USA and many other countries.

 Printed on recycled paper



Model: GS-2668
Serial number: GS68-40771
Model year: 2001 **Manufacture date:** 06/06/01
Electrical schematic number: Es0132
Machine unladen weight: 6, 617 lbs / 3,001 kg
Rated work load (including occupants):
1250 lbs / 567 kg
Maximum allowable inclination of the chassis:
2° (Side) 3° (Front) 5° (Rear)
Outriggers retracted:
Position 28

Gradeability:

Maximum allowable side force: 200 lb / 890 N

Maximum number of platform occupants: 4

Country of manufacture: USA

Manufacturer

Genie Industries
18340 NE 76th Street
Redmond, WA 98052 USA

This machine complies with:

ANSI A92.6
CAN3-B354.2



P/N 77055

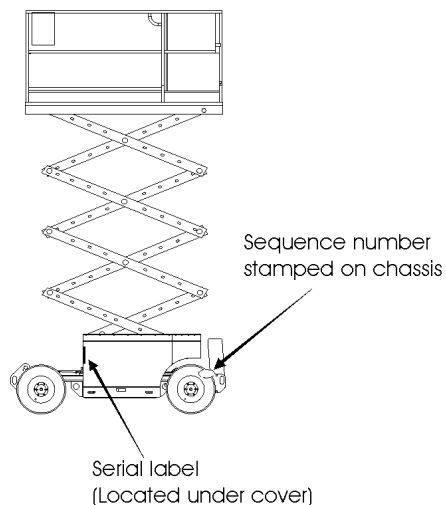
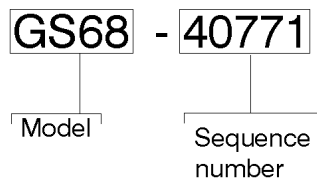


Table of Contents

This manual is updated frequently. If you have a printed manual, you can keep it up to date by downloading new figures from the Genie website at www.genielift.com. For the most up-to-date parts information, visit the Parts Lookup System on the Genie website at www.genielift.com.

How to Read Your Serial Number.....3
 Parts Stocking List.....7
 How to Order Parts.....8
 Service Parts Fax Order Form.....9

Electronic Version
 Click on any page number to view the figure.

100 Decals and Paint
 101.1 Decals and Paint.....10

200 Drive Chassis Components
 201.1 Steer Axle Linkage, Wheels and Drive Motors.....14
 202.1 Non-Steer Axle and Drive Motors.....16

300 Chassis Components
 301.1 Hydraulic Tank and Ground Controls Installation.....18
 302.1 Hydraulic Module Components.....20
 303.1 Ground Controls.....22
 304.1 Function Manifold.....24
 305.1 Hydraulic Power Unit.....28
 306.1 Battery Charger.....30
 306.2 Battery Charger Detail.....32
 307.1 Battery Pack Module Installation.....34
 308.1 Battery Pack Module Components.....36
 309.1 Chassis Covers.....38
 310.1 Hydraulic Hoses and Fittings.....40
 311.1 Power Cables - Drive Chassis.....44

400 Scissor Components
 401.1 Scissor Components, View 1.....46
 402.1 Scissor Components, View 2.....48
 403.1 Scissor Components, View 1.....50
 404.1 Scissor Components, View 2.....52

500 Platform Components
 501.1 Platform Installation.....54
 502.1 Platform Railings.....56
 503.1 Platform Entry Gate.....58

504.1 Platform Extension.....60
 505.1 Platform Extension Deck Lock.....62
 506.1 Power to Platform.....64
 507.1 Platform Controls.....66
 508.1 Joystick Controller.....68

600 Link Guard Components
 601.1 Wire Mesh - Link Guard Installation, View 1.....70
 602.1 Wire Mesh - Link Guard Installation, View 2.....72
 603.1 Wire Mesh - Link Guard Installation, View 3.....74
 604.1 Wire Mesh - Link Guard Installation, View 4.....76
 605.1 Wire Mesh - Link Guard Installation, View 5.....78
 606.1 Rigid Link Guard Assembly, View 1.....80
 607.1 Rigid Link Guard Assembly, View 2.....82
 608.1 Rigid Link Guard Assembly, View 3.....84
 609.1 Steel Panel Link Guard Assembly.....86

700 Accessories
 701.1 Flashing Beacon.....88
 702.1 Platform Work Light.....90
 703.1 Pipe Cradle Assembly.....92
 704.1 Platform Overload Sensor.....94
 705.1 Inverter Installation.....96

Indices
 Part Number Index.....98
 Part Description Index.....101

Cross References
 Fittings Cross Reference.....106

This Page Intentionally Left Blank

Required Parts

The following parts are required to perform maintenance procedures as outlined in the *Genie GS-2668 DC and GS-3268 DC Service Manual*.

Description	Part No.
Dielectric Grease	66399
Filter Element, 10 Micron.....	131323
O-ring Kit (for O-ring Face Seal Fitting)	49612
Plug and Cap Kit (for O-ring Face Seals)	49613

Recommended Parts

Description	Part No.
Genie Blue Paint, 1 Gallon	32150
Genie Blue Paint, 12 Ounce Aerosol.....	1484
Genie Gray Paint, 1 Gallon.....	32151
Genie Gray Paint, 12 Ounce Aerosol	1268

Manuals

Genie Industries offers the following support documents for these models:

Title	Part No.
Genie GS-2668 DC and GS-3268 DC Operator's Manual (before serial number GS-41381)	52546
Genie GS-2668 DC and GS-3268 DC Operator's Manual (from serial number GS-41381 to GS6804-42451).....	82262
Genie GS-2668 DC and GS-3268 DC Service Manual.....	65248
EMI Safety Manual	27581
Manual of Responsibilities ANSI A92.5	44163

How To Order Parts

Please be prepared with the following information when ordering replacement parts for your Terex or Genie product:

- Machine model number
- Machine serial number
- Part number
- Part description and quantity
- Purchase order number
- "Ship to" address
- Desired method of shipment
- Name and telephone number of the authorized distributor in your area

Use the Service Parts Fax Order Form on the next page and fax your order to our Parts Department.

If you don't know the name of your authorized distributor, or if your area is not currently serviced by an authorized distributor, please call Terex or Genie Industries.

Machine Information

Model

Serial Number

Date of Purchase

Authorized Genie Distributor

Phone Number

North America

Telephone (425) 556-6551
 Toll Free (877) 367-5606 in U.S.A. and Canada
 Fax (425) 556-8659
 Toll Free Fax (888) 274-6192

Europe

Parts Telephone (31) (165) 519 313
 Parts Fax (31) (165) 511 148

Australia

Parts Telephone (61) (7) 3456 4444
 Parts Fax (61) (7) 3456 4466

South America

Parts Telephone (55) (11) 4082 5600
 Parts Fax (55) (11) 4082 5630



Service Parts Fax Order Form

Fax to: (425) 556-8659 or Toll Free: 888-274-6192
International: +1-425-556-8659

Please fill out completely

Date _____ Account Number _____
Your Name _____ Your Fax Number _____
_____ Your Phone Number _____
Bill To _____ Ship To _____
_____ _____
_____ _____
Purchase Order Number _____ Ship Via _____

Model(s) _____ **Serial No.(s)** _____
Optional Equipment _____

Part Number	Description	Quantity	Price

All back-ordered parts will be shipped when available via the same ship method as the original order unless Noted below:

- Ship complete order only - No back orders
- Ship all available parts and contact customer on disposition of back-ordered parts
- Other (please specify)

101.1 Decals and Paint

