



A TEREX BRAND

Parts Manual

Serial Number Range

GS-2046

to SN 59999

GS-2646

GS-3246

Part No. 48338

Rev F13

April 2012

Technical Publications

Genie Industries has endeavored to deliver the highest degree of accuracy possible. However, continuous improvement of our products is a Genie policy. Therefore, product specifications are subject to change without notice.

Readers are encouraged to notify Genie of errors and send in suggestions for improvement. All communications will be carefully considered for future printings of this and all other manuals.

Contact Us:

<http://www.genieindustries.com>
 e-mail: awp.techpub@terex.com

Serial Number Information


Genie Industries offers the following Parts Manuals for these models:

Title	Part No
Genie GS-2046, GS-2646 and GS-3246 Parts Manuals (from serial number GS4603-60000 to GS4605-75437).....	96315
Genie GS-2046, GS-2646 and GS-3246 Parts Manuals (from serial number GS4605-75438).....	97384

Copyright © 1997 by Genie Industries

48338 Rev F July 2009
 First Edition, Sixth Printing

"Genie" and "GS" are registered trademarks of Genie Industries in the USA and many other countries.

 Printed on recycled paper



Model: GS-1930
 Serial number: GS3005A-12345
 Model year: 2005 Manufacture date: 04/12/05
 Electrical schematic number: ES0141
 Machine unladen weight: 2,714 lb / 1,231 N

Rated work load (including occupants): 500 lb / 227 kg

Maximum allowable inclination of the chassis:
N/A

Gradeability: N/A

Maximum allowable side force : 100 lb / 445 N
 Maximum number of platform occupants:2

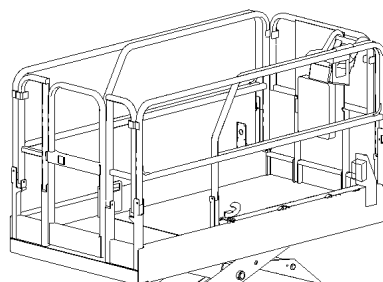
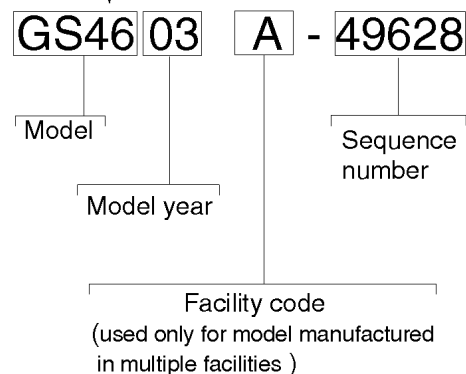
Country of manufacture: USA
 This machine complies with:

ANSI A92.6-
 B354.2-

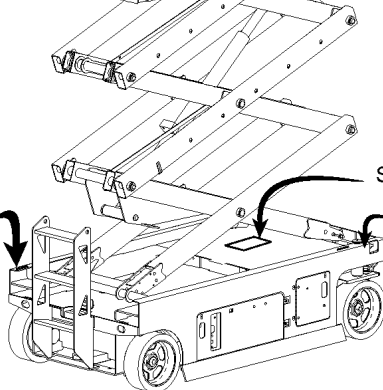
Genie Industries
 18340 NE 76th Street
 Redmond, WA 98052
 USA



1100111



Serial number (stamped on chassis)



Serial label

Serial number (stamped on chassis)

Table of Contents

This manual is updated frequently. If you have a printed manual, you can keep it up to date by downloading new figures from the Genie website at www.genielift.com. For the most up-to-date parts information, visit the Parts Lookup System on the Genie website at www.genielift.com.

How to Read Your Serial Number.....3
 Parts Stocking List.....7
 How to Order Parts.....8
 Service Parts Fax Order Form.....9

Electronic Version

Click on any page number to view the figure.

100 Decals

101.1 Decals.....10
 102.1 Platform Control Box Decals.....14

200 Drive Chassis Components

201.1 Steer Axle Linkage and Wheels (to SN 43634).....16
 201.2 Steer Axle Linkage and Wheels (from SN 43635).....20
 202.1 Ground Controls and Level Sensor Installation (to SN 1999).....22
 202.2 Ground Controls and Level Sensor Installation (from SN 2000).....24
 203.1 Battery Charger.....26
 203.2 Battery Charger, 110V AC, Asia.....28
 203.3 Battery Charger, 220V AC, European.....30
 203.4 Battery Charger - Domestic and Worldwide.....32
 204.1 Battery Pack Module Tray Installation (to SN 36044).....34
 204.2 Battery Pack Module Tray Installation (from SN 36045).....36
 205.1 Battery Pack Module (to SN 35799).....38
 205.2 Battery Pack Module (from SN 35800).....40
 206.1 Non-steer Axle and Brake Release Hand Pump Installation.....42
 207.1 Pothole Protection Assembly and Counterweights (to SN 35799).....44
 207.2 Pothole Protection Assembly and Counterweights (from SN 35800).....48
 208.1 Power Unit Module Installation (to SN 35799).....52
 208.2 Power Unit Module Installation (from SN 35800).....54
 209.1 Power Unit Module Tray (to SN 36044).....56
 209.2 Power Unit Module Tray (from SN 36045).....60
 210.1 Hydraulic Power Unit.....64

211.1 Function Manifold (to SN 36044).....66
 211.2 Function Manifold (from 36045).....68
 211.3 Function Manifold - Models with Traction Control.....70
 212.1 Ground Controls (to SN 28695).....72
 212.2 Ground Controls (from SN 28696).....74
 213.1 Hydraulic Hoses and Fittings (to SN 36044).....76
 213.2 Hydraulic Hoses and Fittings (from 36045).....80
 214.1 Power Cables - Drive Chassis (to SN 6899).....84
 214.2 Power Cables - Drive Chassis (from SN 6900).....86

300 Scissor Components

301.1 Scissor Assembly, GS-2046, View 1 (to SN 23567)...88
 301.2 Scissor Assembly, GS-2046, View 1 (from SN 23568).....90
 302.1 Scissor Assembly, GS-2046, View 2 (to SN 23567)...92
 302.2 Scissor Assembly, GS-2046, View 2 (from SN 23568).....94
 303.1 Scissor Assembly, GS-2646, View 1 (to SN 23567)...96
 303.2 Scissor Assembly, GS-2646, View 1 (from SN 23568).....98
 304.1 Scissor Assembly, GS-2646, View 2 (to SN 23567).100
 304.2 Scissor Assembly, GS-2646, View 2 (from SN 23568).....102
 305.1 Scissor Assembly, GS-3246, View 1 (to SN 23567).104
 305.2 Scissor Assembly, GS-3246, View 1 (from SN 23568).....106
 306.1 Scissor Assembly, GS-3246, View 2 (to SN 23567).108
 306.2 Scissor Assembly, GS-3246, View 2 (from SN 23568).....110

400 Platform Components

401.1 Platform Installation.....112
 402.1 Platform Railings and Entry Gate - Rigid Rails (to SN 42999).....114
 402.2 Platform Railings and Entry Gate - Fold Down Rails, Round Tube (to SN 42999).....116
 402.3 Platform Railings and Entry Gate - Fold Down Rails, Square Tube (from SN 23568).....120
 403.1 Platform Extension - Rigid Rails.....122
 403.2 Platform Extension - Fold Down Rails, Round Tube.124
 403.3 Platform Extension - Fold Down Rails, Square Tube.128
 404.1 Power to Platform - Rigid Rails.....130
 404.2 Power to Platform - Fold Down Rails.....132
 405.1 Control Cable - Chassis to Platform.....134
 406.1 Platform Controls (to SN 17407).....136
 406.2 Platform Controls (from SN 17408 to 42999).....138
 406.3 Platform Controls (from SN 43000 to 48054).....140
 406.4 Platform Controls (from SN 48055).....142
 407.1 Joystick Controller (to SN 17407).....144

407.2 Joystick Controller (from SN 17408 to 48054).....146
407.3 Joystick Controller (from SN 48055).....148

500 Accessories

501.1 Alarms - Horn and Flashing Beacon.....150
502.1 Air Line to Platform.....152
503.1 Platform Worklight.....154
504.1 Platform Overload Protection.....156
505.1 Voltage Inverter.....158
506.1 Battery - Maintenance Free.....160
507.1 Pipe Cradle Assembly.....162

Indices

Part Number Index.....164
Part Description Index.....168

Cross References

Fittings Cross Reference.....174

Required Parts

The following parts are required to perform maintenance procedures as outlined in the *Genie GS-46 Service Manual*.

Description	Part No.
Filter Element, 10 Micron.....	44788
Dielectric Grease.....	66399
Chevron Ultra-duty Grease (Lithium) or equivalent, EP NLGI 1.....(source locally)	
Breather Cap, Hydraulic Tank.....	78546
Cotter Pin, Castle Nut, Steer-end Wheels, GS-32, GS-46.....	13635-10
Cotter Pin, Castle Nut, Steer-end Wheels, GS-30 and Non-steer end Wheels, All Models	42079

Recommended Parts

Description	Part No.
Genie Blue Paint, 1 Gallon	32150
Genie Blue Paint, 12 Ounce Aerosol	1484
Genie Gray Paint, 1 Gallon.....	32151
Genie Gray Paint, 12 Ounce Aerosol	1268

Manuals

Genie Industries offers the following support documents for these models:

Title	Part No.
Genie GS-2046, GS-2646 and GS-3246 Operator's Manual, First Edition	46281
Genie GS-2046, GS-2646 and GS-3246 Service Manual, First Edition	46326
Genie GS-2046, GS-2646 and GS-3246 Service Manual, Second Edition	72972
EMI Safety Manual	27581
Manual of Responsibilities ANSI A92.6	44163

How To Order Parts

Please be prepared with the following information when ordering replacement parts for your Terex or Genie product:

- Machine model number
- Machine serial number
- Part number
- Part description and quantity
- Purchase order number
- "Ship to" address
- Desired method of shipment
- Name and telephone number of the authorized distributor in your area

Use the Service Parts Fax Order Form on the next page and fax your order to our Parts Department.

If you don't know the name of your authorized distributor, or if your area is not currently serviced by an authorized distributor, please call Terex or Genie Industries.

Machine Information

Model

Serial Number

Date of Purchase

Authorized Genie Distributor

Phone Number

North America

Telephone (425) 556-6551
 Toll Free (877) 367-5606 in U.S.A. and Canada
 Fax (425) 556-8659
 Toll Free Fax (888) 274-6192

Europe

Parts Telephone (31) (165) 519 313
 Parts Fax (31) (165) 511 148

Australia

Parts Telephone (61) (7) 3456 4444
 Parts Fax (61) (7) 3456 4466

South America

Parts Telephone (55) (11) 4082 5600
 Parts Fax (55) (11) 4082 5630



Service Parts Fax Order Form

Fax to: (425) 556-8659 or Toll Free: 888-274-6192
International: +1-425-556-8659

Please fill out completely

Date _____	Account Number _____
Your Name _____	Your Fax Number _____
_____	Your Phone Number _____
Bill To _____	Ship To _____
_____	_____
_____	_____
_____	_____
Purchase Order Number _____	Ship Via _____

Model(s) _____ Serial No.(s) _____

Optional Equipment _____

Part Number	Description	Quantity	Price

All back-ordered parts will be shipped when available via the same ship method as the original order unless Noted below:

- Ship complete order only - No back orders
- Ship all available parts and contact customer on disposition of back-ordered parts
- Other (please specify)



101.1 Decals

