



A TEREX BRAND

Parts Manual

Serial Number Range

GS-2032

to SN 59999

GS-2632

Part No. 46325

Rev H12

April 2012

Technical Publications

Genie Industries has endeavored to deliver the highest degree of accuracy possible. However, continuous improvement of our products is a Genie policy. Therefore, product specifications are subject to change without notice.

Readers are encouraged to notify Genie of errors and send in suggestions for improvement. All communications will be carefully considered for future printings of this and all other manuals.

Contact Us:

<http://www.genieindustries.com>
 e-mail: awp.techpub@terex.com

Serial Number Information


Genie Industries offers the following Parts Manuals for these models:

Title	Part No
Genie GS-2032 and GS-2632 Parts Manuals (from serial number 60000 to 75406).....	96315
Genie GS-2032, GS-2632 and GS-3232 Parts Manuals (from serial numbers GS3205-75407 and from GS3208C-113).....	97384

Copyright © 1997 by Genie Industries

46325 Rev H July 2009
 First Edition, Eight Printing

"Genie" and "GS" are registered trademarks of Genie Industries in the USA and many other countries.

 Printed on recycled paper



Model: GS-1930
Serial number: GS3005A-12345
Model year: 2005 Manufacture date: 04/12/05
Electrical schematic number: ES0141
Machine unladen weight: 2,714 lb / 1,231 N

Rated work load (including occupants): 500 lb / 227 kg

Maximum allowable inclination of the chassis:
N/A

Gradeability: N/A

Maximum allowable side force : 100 lb / 445 N
Maximum number of platform occupants:2

Country of manufacture: USA
This machine complies with:

ANSI A92.6-
B354.2-

Genie Industries
18340 NE 76th Street
Redmond, WA 98052
USA



1 1 0 0 1 1 1 1

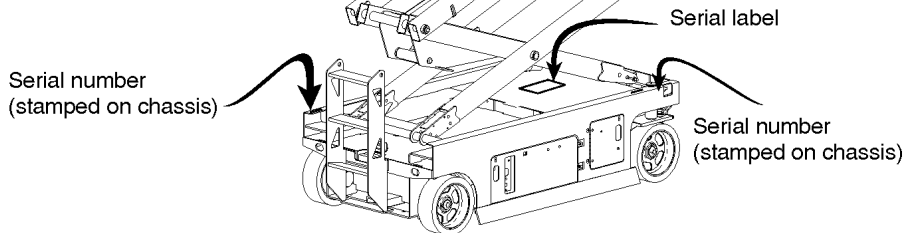
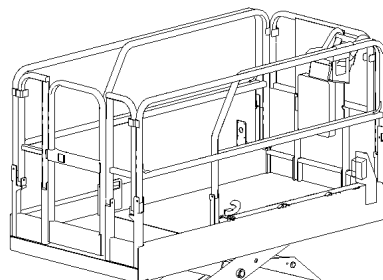
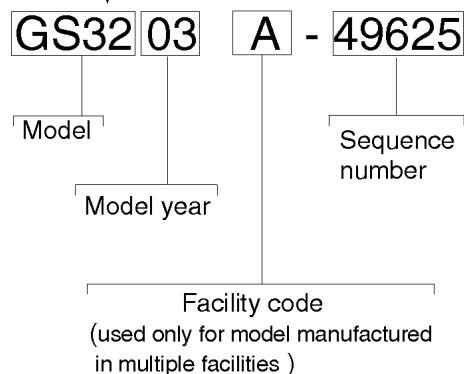


Table of Contents

This manual is updated frequently. If you have a printed manual, you can keep it up to date by downloading new figures from the Genie website at www.genielift.com. For the most up-to-date parts information, visit the Parts Lookup System on the Genie website at www.genielift.com.

How to Read Your Serial Number.....3
 Parts Stocking List.....7
 How to Order Parts.....8
 Service Parts Fax Order Form.....9

Electronic Version
 Click on any page number to view the figure.

100 Decals and Paint

101.1 Decals with Words (to SN 51682).....10
 101.2 Decals with Words (from SN 51683).....14
 102.1 Decals with Symbols (from SN 51683).....18
 103.1 Platform Control Box Decals.....20

200 Drive Chassis Components

201.1 Steer Axle Linkage and Wheels (to SN 43386).....22
 201.2 Steer Axle Linkage and Wheels (from SN 43387).....26
 202.1 Ground Controls and Level Sensor Installation (to SN 1999).....30
 202.2 Ground Controls and Level Sensor Installation (from SN 2000 to 18703).....32
 202.3 Ground Controls and Level Sensor Installation (from SN 18704).....34
 203.1 Battery Charger.....38
 204.1 Battery Charger, 110V AC, Asia.....40
 205.1 Battery Charger, 220V AC, European.....42
 206.1 Battery Charger, Worldwide.....44
 207.1 Battery Pack Module Tray Installation (to SN 36044).....46
 207.2 Battery Pack Module Tray Installation (from SN 36045).....48
 208.1 Battery Pack Module, GS-2032.....50
 209.1 Battery Pack Module, GS-2632.....52
 210.1 Non-steer Axle and Brake Release (to SN 50764).....54
 210.2 Non-steer Axle and Brake Release (from SN 50765).....56
 211.1 Pothole Protection Assembly and Counterweights.....58
 212.1 Power Unit Module Installation (to SN 36044).....62
 212.2 Power Unit Module Installation (from SN 36045).....64

213.1 Power Unit Module, GS-2032.....66
 214.1 Power Unit Module, GS-2632.....70
 215.1 Hydraulic Power Unit.....72
 216.1 Ground Controls (to SN 28695).....74
 216.2 Ground Controls (from SN 28696 to 45894).....76
 216.3 Ground Controls (from SN 45895).....78
 217.1 Function Manifold (to SN 36044).....80
 217.2 Function Manifold (from SN 36045 to 49245).....82
 217.3 Function Manifold (from SN 49246).....84
 218.1 Function Manifold - Models with Traction Control.....86
 219.1 Hydraulic Hoses and Fittings, GS-2032 (to SN 36059).....88
 219.2 Hydraulic Hoses and Fittings, GS-2032 (from SN 36060 to 50764).....92
 219.3 Hydraulic Hoses and Fittings, GS-2032 (from SN 50765 to 52788).....94
 219.4 Hydraulic Hoses and Fittings, GS-2032 (from SN 52789).....96
 220.1 Hydraulic Hoses and Fittings, GS-2632 (to SN 50764).....98
 220.2 Hydraulic Hoses and Fittings, GS-2632 (from SN 50765 to 52788).....100
 220.3 Hydraulic Hoses and Fittings, GS-2632 (from SN 52789).....102
 221.1 Power Cables - Drive Chassis, GS-2032.....104
 222.1 Power Cables - Drive Chassis, GS-2632.....106

300 Scissor Components

301.1 Scissor Assembly, GS-2032, View 1.....108
 302.1 Scissor Assembly, GS-2032, View 2.....110
 303.1 Scissor Assembly, GS-2632, View 1.....112
 304.1 Scissor Assembly, GS-2632, View 2.....114
 305.1 Lift Cylinder Assembly (to SN 23567).....116
 305.2 Lift Cylinder Assembly (from SN 23568).....118

400 Platform Components

401.1 Platform Installation.....120
 402.1 Main Platform and Railings with Entry Chain, Round Tube, GS-2032.....122
 403.1 Main Platform and Railings with Entry Gate, Round Tube, GS-2032.....124
 404.1 Platform Extension and Railings, Round Tube, GS-2032.....126
 405.1 Platform, Railings and Entry, Square Tube, Rigid Rails, GS-32.....128
 406.1 Main Platform, Railings and Entry Gate, Square Tube, Fold-down, GS-32.....130
 407.1 Platform Extension, Square Tube, Fold-down Rails, GS-32.....132
 408.1 Power to Platform.....134

409.1 Control Cable - Chassis to Platform.....136
 410.1 Platform Controls (to SN 17407).....138
 410.2 Platform Controls (from SN 17408 to 42999).....140
 410.3 Platform Controls (from SN 43000 to 48103).....142
 410.4 Platform Controls (from SN 48104).....144
 411.1 Joystick Controller (to SN 17407).....146
 411.2 Joystick Controller (from SN 17408 to 48103).....148
 411.3 Joystick Controller (from SN 48104).....150

500 Accessories

501.1 Alarm, Horn and Flashing Beacon.....152
 502.1 Platform Overload Protection.....154
 503.1 Air Line to Platform.....156
 504.1 Voltage Inverter.....158
 505.1 Work Light.....160
 506.1 Battery - Maintenance Free.....162
 507.1 Pipe Cradle Assembly.....164

Indices

Part Number Index.....166
 Part Description Index.....170

Cross References

Fittings Cross Reference.....176

Required Parts

The following parts are required to perform maintenance procedures as outlined in the *Genie GS-32 Service Manual*.

Description	Part No.
Filter Element, 10 Micron.....	44788
Dielectric Grease.....	66399
Chevron Ultra-duty Grease (Lithium) or equivalent, EP NLGI 1.....(source locally)	
Breather Cap, Hydraulic Tank.....	78546
Cotter Pin, Castle Nut, Steer-end Wheels, GS-32, GS-46.....	13635-10
Cotter Pin, Castle Nut, Steer-end Wheels, GS-30 and Non-steer end Wheels, All Models	42079

Recommended Parts

Description	Part No.
Genie Blue Paint, 1 Gallon	32150
Genie Blue Paint, 12 Ounce Aerosol	1484
Genie Gray Paint, 1 Gallon.....	32151
Genie Gray Paint, 12 Ounce Aerosol	1268

Manuals

Genie Industries offers the following support documents for these models:

Title	Part No.
Genie GS-2032, GS-2632, GS-2046, GS-2646 and GS-3246 Operator's Manual, First Edition (before serial number GS3204-51683)	46281
Genie GS-2032 and GS2632 Operator's Manual, Second Edition (after serial number GS32054-51682)	82680
Genie GS-2032 and GS-2632 Operator's Manual, Second Edition (after serial number GS3204-51682) (CE models)	82784
Genie GS-2032 Service Manual, First Edition	46326
Genie GS-2032 and GS-2632 Service Manual, Second Edition	72963
EMI Safety Manual	27581
Manual of Responsibilities ANSI A92.6	44163

How To Order Parts

Please be prepared with the following information when ordering replacement parts for your Terex or Genie product:

- Machine model number
- Machine serial number
- Part number
- Part description and quantity
- Purchase order number
- "Ship to" address
- Desired method of shipment
- Name and telephone number of the authorized distributor in your area

Use the Service Parts Fax Order Form on the next page and fax your order to our Parts Department.

If you don't know the name of your authorized distributor, or if your area is not currently serviced by an authorized distributor, please call Terex or Genie Industries.

Machine Information

Model

Serial Number

Date of Purchase

Authorized Genie Distributor

Phone Number

North America

Telephone (425) 556-6551
 Toll Free (877) 367-5606 in U.S.A. and Canada
 Fax (425) 556-8659
 Toll Free Fax (888) 274-6192

Europe

Parts Telephone (31) (165) 519 313
 Parts Fax (31) (165) 511 148

Australia


Parts Telephone (61) (7) 3456 4444
 Parts Fax (61) (7) 3456 4466

South America

Parts Telephone (55) (11) 4082 5600
 Parts Fax (55) (11) 4082 5630

101.1 Decals with Words (to SN 51682)

Decal Part Numbers			
each model requires 1 Capacity decal and 1 Side Force decal			
		GS-2032	GS-2632
ANSI	Capacity	46285	44254
	Side Force	52608	72992
CSA	Capacity	46285	44254
	Side Force	52608	72992
CE	Capacity	52063	44254
	Side Force	52560	72990
Australia	Capacity	52063	44254
	Side Force	52560	82307

 Shading indicates decal is hidden from view, i.e. under covers

