
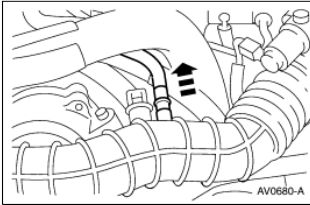


Intake Manifold—Lower**Special Tool(s)**

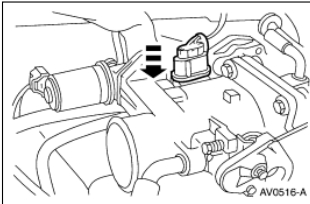
 ST1371-A	Fuel Pressure Gauge T80L-9974-B
---	------------------------------------

Removal

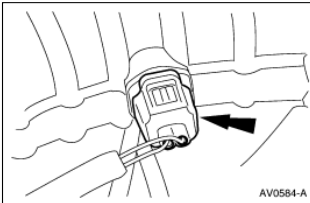
1. Disconnect the battery ground cable. Refer to [Section 414-01](#).
2. Drain the cooling system. Refer to [Section 303-03](#).
3. Disconnect the crankcase ventilation tube (6758) from the air cleaner outlet tube (9B659).



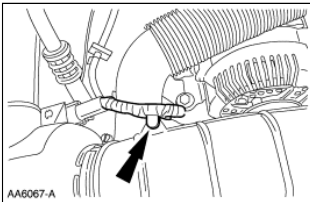
4. Disconnect the electrical connector from the mass airflow (MAF) sensor (12B579).



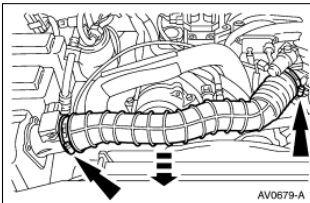
5. Disconnect the electrical connector from the intake air temperature (IAT) sensor (12A697).



6. Disconnect the harness locator from the air cleaner outlet tube.



7. Remove the air cleaner outlet tube.



8. Loosen the accessory drive belt and remove from the generator pulley (10344).