

Ford Master Tractor Parts

Full download: <http://manual.pl>

# MASTER PARTS CATALOG



Models 9N, 2N, 8N and NAA

1939 thru 1953

Ford Motor Company


This is the cut pages sample. I

MyTractorFord.com

# FORD TRACTOR PARTS CATALOG

1939 THRU 1953

"Reproduced under license agreement  
with Ford Motor Company."  
License # 5001 3-1-94



COPYRIGHT 1952  
FORD MOTOR COMPANY  
DEARBORN, MICHIGAN  
ALL RIGHTS RESERVED

PUBLISHED BY  
TRACTOR & INDUSTRIAL ENGINE DIVISION  
FORD MOTOR COMPANY  
FORM TIE 3731 SEP1

## QUICK REFERENCE INDEX

	PAGE
DRIVER'S SEAT	1
HYDRAULIC LIFT	3
HYDRAULIC PUMP 9N, 2N, 8N	15
POWER TAKE-OFF	20
HYDRAULIC PUMP NAA	28
WHEELS, HUBS, RIMS	31
BRAKES	34
FRONT AXLE	42
STEERING GEAR	48
REAR AXLE	57
MUFFLER	66
ENGINE	69
OIL FILTER	88
TRANSMISSION	92
CLUTCH	102
RADIATOR	106
FUEL SYSTEM	112
GENERATOR	132
BATTERY	141
STARTER & DRIVE	143
DISTRIBUTOR, IGNITION COIL	149
MAGNETO	157
LAMPS & WIRING	159
RUNNING BOARDS & FENDERS	170
HOOD	172
PROOFMETER	177
GOVERNOR	178
STANDARD PARTS	184
ACCESSORIES	193
KITS	194
ALPHABETICAL INDEX	204

**MyTractorForum.com**



**FORD TRACTOR MODEL IDENTIFICATION**

YEAR	MODEL	TYPE
1939 thru 1942	9N	Gasoline
1939 thru 1942	9NAN	Kerosene
1943 thru 1947	2N	Gasoline
1943 thru 1947	2NAN	Kerosene
1948 thru 1952	8N	Gasoline
1948 thru 1952	8NAN	Kerosene
1953	NAA	Gasoline
1953	NAB	Kerosene

**GENERAL INFORMATION**

This Ford Tractor Parts Catalog has been prepared for ease in identifying and ordering of Ford Tractor Parts.

A complete alphabetical index has been listed at rear of catalog which lists parts by noun and descriptive names and refers to their exact basic part number.

φ Indicates part is also supplied in a kit. Kit components and their respective kits are listed numerically on page 194.

† Designates a part is no longer supplied.

All parts have been cataloged numerically in accordance with the Ford basic grouping of part numbers with the exception of attaching parts, such as bolts, clips, screws, etc.

Attaching parts such as bolts, nuts, etc. are indented and follow the parts with which they are used. In addition all bolts, nuts, etc. are listed numerically on page 184; by size on page 189.

All special bolts, nuts, etc. which are other than standard are listed numerically on page 186.

Illustrations throughout this catalog have basic part numbers only (excluding prefix and suffix). Frequently, a particular illustration may be adaptable to either a previous or later model tractor. For example—should you require a steering wheel for a 1940 tractor, the illustration Page 48 of the 1939-1947 steering gear shows the basic number of the steering wheel to be 3600, by referring to the 3600 listings (Page 56) you will find 2N-3600 to be the correct steering wheel for all tractors from 1939 through 1947.

Do not order parts by the basic part numbers shown on illustrations, always consult the list of parts for full number.

When ordering parts always give full part number and name of each part, also specify whether shipments are to be made by freight, express, parcel post, etc..

**ABBREVIATIONS**

adj.....adjusting  
 &.....and  
 assy.....assembly  
 brkt.....bracket  
 carb.....carburetor  
 c/pin.....cotter pin  
 cov.....cover  
 cyl.....cylinder  
 dia.....diameter  
 dist.....distributor  
 dr.....drive  
 elec.....electric  
 ex.....external  
 frt.....front

gal.....gallon  
 gen.....generator  
 gov.....governor  
 hd.....head  
 hex.....hexagon  
 hsg.....housing  
 hyd.....hydraulic  
 I.D.....inside diameter  
 inst.....instrument  
 in.....internal  
 L.H.....left hand  
 l/w.....lockwasher  
 mtg.....mounting  
 No.....number

oz.....ounce  
 O.D.....outside diameter  
 rad.....radiator  
 reinf.....reinforcement  
 req'd.....required  
 R.H.....right hand  
 rd.....round  
 std.....standard  
 sq.....square  
 trans.....transmission  
 U/S.....undersize  
 w/s.....windshield  
 w/... with



**FORD BASIC PART NUMBERS**

*Ford basic numbers are grouped according to their function, for example all parts applying to the hydraulic lift assembly are grouped from 476 to 598, magneto from 12500 to 12610, etc.*

SERIES	GROUP	Page No.	SERIES	GROUP	Page No.
400-436	Driver's Seat .....	1	9502-9972	Carburetor, Vaporizer & Air Cleaner .....	119
476-598	Hydraulic Lift .....	3	10000-10599	Generator .....	132
600-698	Hydraulic Pump, 9N, 2N, 8N	15	10655-10748	Battery.....	141
700-762	Power Take-Off.....	20	10950-10931	Ammeter & Temperature Indicator .....	142
802-804	Drawbar Clevis .....	27	11001-11529	Starter & Drive .....	143
864-983	Hydraulic Pump, NAA.....	28	11652-11671	Lighting Switch .....	148
1012-1217	Wheels, Hubs & Rims .....	31	12000-12276	Distributor & Coil.....	149
2007-2299	Brakes.....	34	12278-12298	Ignition Wiring.....	155
2304-2796	Brake Controls .....	38	12300-12426	Condenser & Spark Plug.	156
3006-3131	Front Axle .....	42	12500-12610	Magneto .....	157
3270-3442	Steering Linkage .....	46	13005-14197	Head Lamp & Rear Lamp .....	159
3503-3699	Steering Gear & Instrument Panel .....	48	14300-14301	Battery Cables .....	164
4010-4676	Rear Axle .....	57	14302-14662	Wiring Assy., less Spark Plug Wires.....	164
5230-5293	Muffler .....	66	15500-15534	Implement Lamp.....	169
5370-5375	Drawbar Stays .....	68	16312-16487	Running Boards & Fenders .....	170
6005-6702	Engine .....	69	16600-16948	Hood Top & Side Panels .	172
6714-6898	Oil Filter.....	88	17003-17094	Tools.....	176
7000-7485	Transmission .....	92	17360-17385	Proofmeter .....	177
7508-7809	Clutch .....	102	18170-18241	Governor.....	178
8005-8430	Radiator & Grille .....	106	18275-9004601	Numerical List of "5" Didget Part Numbers .	182
8501-8620	Water Pump, Fan & Fan Belt .....	108	20025-S8-97013	Standard Bolts, Screws, Nuts, Etc. ....	184
8678-8686	Idler .....	111	350032-358350	Special Bolts, Washers, Etc. ....	186
9002-9292	Fuel Tank, Fuel Lines & Sediment Bulb.....	112	M2822-M13243	Paints .....	193
9410-9499	Manifold.....	116			

## FINISH OF STANDARD PARTS

(BOLTS, SCREWS, NUTS, WASHERS, Etc.)

The "S" suffix on numbers covering Standard Parts represents the finish of the part as shown by the following list:

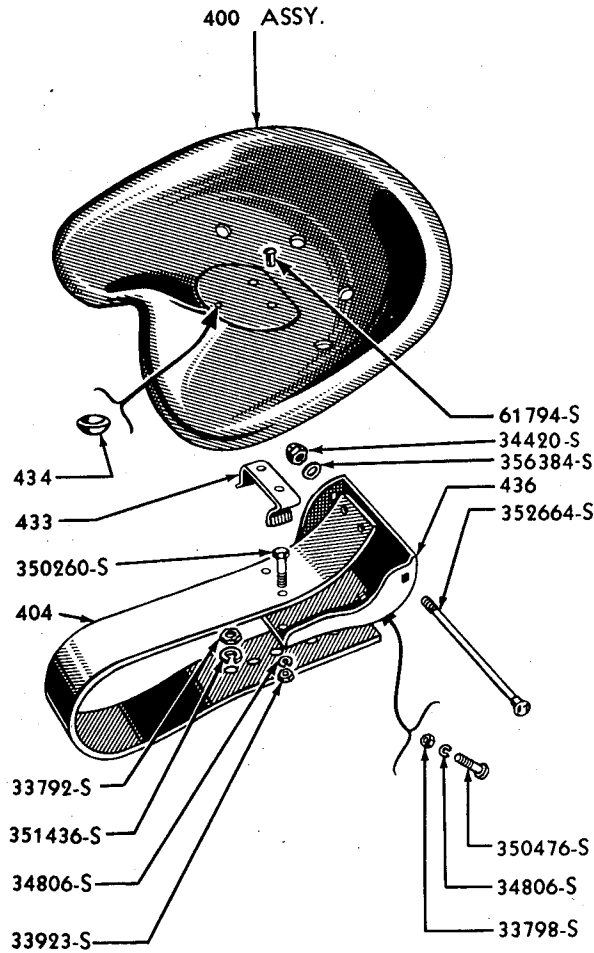
SUFFIX	FINISH	SUFFIX	FINISH
<b>S</b>	Plain	<b>S15</b>	Oxidized
<b>S2</b>	Raven finish	<b>S16</b>	Lead coated
<b>S3</b>	Black Japan	<b>S18</b>	Case hardened
<b>S5</b>	Copper plate	<b>S19</b>	Brass plate
<b>S6</b>	Nickel plate	<b>S21</b>	Lacquer for identification
<b>S7</b>	Cadmium plate	<b>S23</b>	Rustless steel—head polished
<b>S8</b>	Zinc plate	<b>S24</b>	Hot tin coated
<b>S10</b>	Tinned	<b>S25</b>	Painted
<b>S12</b>	Lacquer to match trim	<b>S28</b>	Enamel coating
<b>S13</b>	Chrome plated	<b>S34</b>	Case hardened—Cadmium plate

## DECIMAL EQUIVALENTS OF PARTS OF AN INCH

<p>1/64.....015625</p> <p>1/32.....03125</p> <p>3/64.....046875</p> <p>1/16.....0625</p> <p>5/64.....078125</p> <p>3/32.....09375</p> <p>7/64.....109375</p> <p>1/8.....125</p> <p>9/64.....140625</p> <p>5/32.....15625</p> <p>11/64.....171875</p> <p>3/16.....1875</p> <p>13/64.....203125</p> <p>7/32.....21875</p> <p>15/64.....234375</p> <p>1/4.....25</p> <p>17/64.....265625</p> <p>9/32.....28125</p> <p>19/64.....296875</p> <p>5/16.....3125</p> <p>21/64.....328125</p>	<p>11/32.....34375</p> <p>23/64.....359375</p> <p>3/8.....375</p> <p>25/64.....390625</p> <p>13/32.....40625</p> <p>27/64.....421875</p> <p>7/16.....4375</p> <p>29/64.....453125</p> <p>15/32.....46875</p> <p>31/64.....484375</p> <p>1/2.....5</p> <p>33/64.....515625</p> <p>17/32.....53125</p> <p>35/64.....546875</p> <p>9/16.....5625</p> <p>37/64.....578125</p> <p>19/32.....59375</p> <p>39/64.....609375</p> <p>5/8.....625</p> <p>41/64.....640625</p> <p>21/32.....65625</p>	<p>43/64.....671875</p> <p>11/16.....6875</p> <p>45/64.....703125</p> <p>23/32.....71875</p> <p>47/64.....734375</p> <p>3/4.....75</p> <p>49/64.....765625</p> <p>25/32.....78125</p> <p>51/64.....796875</p> <p>13/16.....8125</p> <p>53/64.....828125</p> <p>27/32.....84375</p> <p>55/64.....859375</p> <p>7/8.....875</p> <p>57/64.....890625</p> <p>29/32.....90625</p> <p>59/64.....921875</p> <p>15/16.....9375</p> <p>61/64.....953125</p> <p>31/32.....96875</p> <p>63/64.....984375</p> <p>1.....1.</p>
--	--	---



PARTS TRACTOR CATALOG



TP-100

**1948-53 DRIVER'S SEAT AND RELATED PARTS**  
 Basic numbers only shown on illustration. Order by Part Numbers shown in list of parts.

PART NUMBER	PART NAME	NO. REQ'D	MODEL	YEAR
<b>Driver's Seat</b>				
9N 400-C	Seat Assy. (driver's)	1	9N, 9NAN, 2N, 2NAN	39-47
	350617-S7 Bolt (driver's seat to spring) carriage-7/16"-20 x 1.09"	1	9N, 9NAN, 2N, 2NAN	39-47
	33792-S8 Nut-7/16"-20			
	351436-S8 Lockwasher-7/16"			
8N 400-A	Seat Assy. (driver's)	1	8N, 8NAN, NAA, NAB	48-53
	352664-S8 Pin (seat hinge)-3/8" x 7 1/2"	1	8N, 8NAN, NAA, NAB	48-53
	356384-S8 Washer - flat - 3/8"			
	72017-S7 Cotter pin-1/8" x 3/4"			
	34420-S2 Nut (seat pin)-3/8"-24 lock			

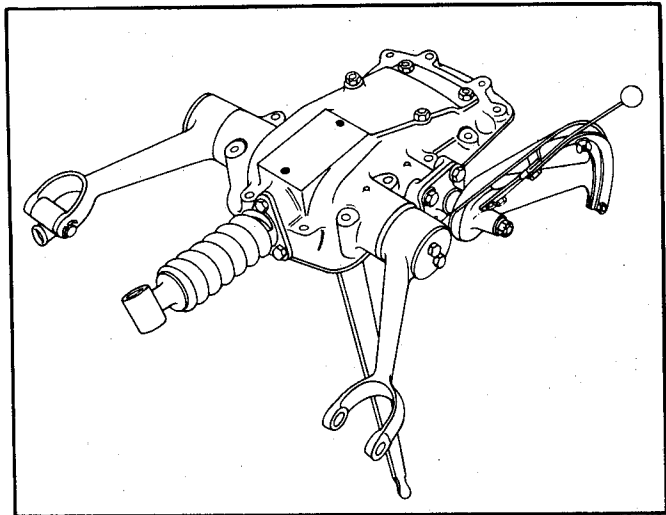


PARTS CATALOG

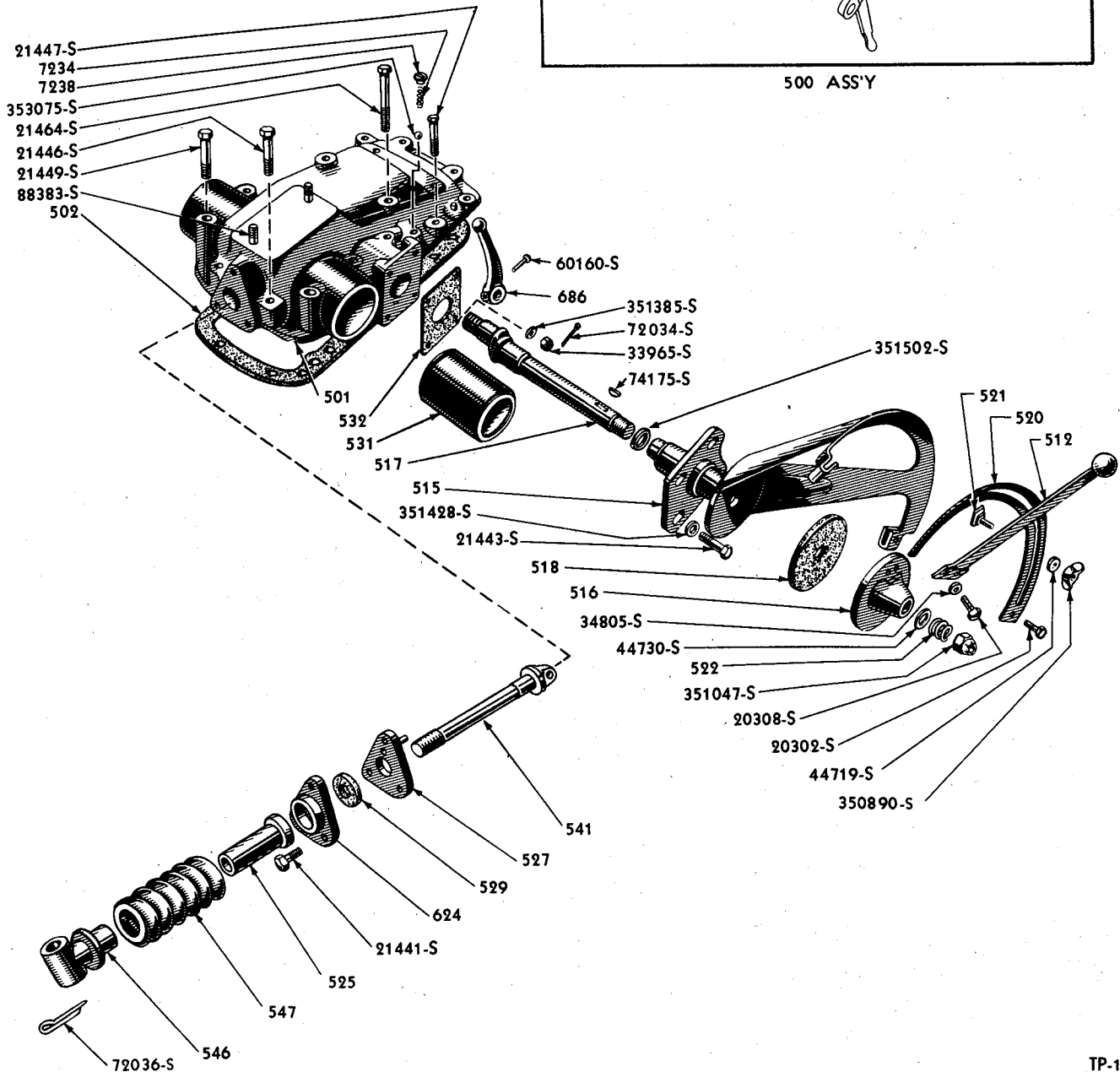
PART NUMBER	PART NAME	NO. REQ'D	MODEL	YEAR
9N 404	Spring (driver's seat)-31.12" x 3"	1	9N, 9NAN, 2N, 2NAN	39-47
8N 404-A	Spring (driver's seat)-29.18" x 3"	1	8N, 8NAN,	48-52
NAA 404-A	Spring (driver's seat)	1	NAA, NAB	53
	88383-S8 Stud (seat spring to hydraulic lift cover)-7/16"-14 & 7/16"-20 x 1 3/8"	2	9N, 9NAN, 2N, 2NAN, 8N, 8NAN NAA, NAB	39-53
	33792-S8 Nut - 7/16"-20			
	351436-S8 Lockwasher - 7/16"			
8N 433	Clip (driver's seat to spring)	1	8N, 8NAN, NAA, NAB	48-53
	61794-S Rivet (clip to seat)-3/16" x 5/16"	2	8N, 8NAN, NAA, NAB	48-53
8N 434-B	Bumper (seat to spring) - rubber	1	8N, 8NAN, NAA, NAB	48-53
8N 436-A	Hinge (driver's seat spring)	1	8N, 8NAN, NAA, NAB	48-53
	350476-S8 Bolt (hinge to spring)-5/16" - 24 - .88" carriage	2	8N, 8NAN, NAA, NAB	48-53
	33798-S7 Nut - 5/16" - 24 hex head			
	350260-S8 Bolt (hinge to spring)-5/16"- 24 x 3/4" hex head	2	8N, 8NAN, NAA, NAB	48-53
	33923-S7 Nut - 5/16" - 24 thin hex			
	34806-S8 Lockwasher - 5/16"			



PARTS TRACTOR CATALOG



500 ASS'Y



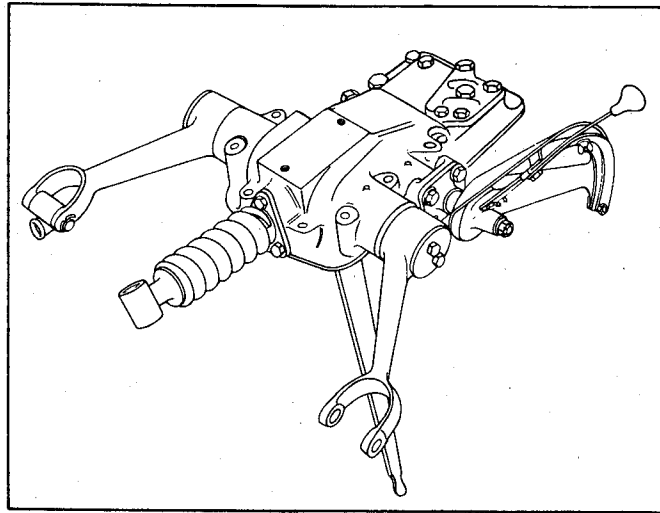
1948-52 HYDRAULIC LIFT COVER AND RELATED

Basic numbers only shown on illustration. Order by Part Numbers shown in li

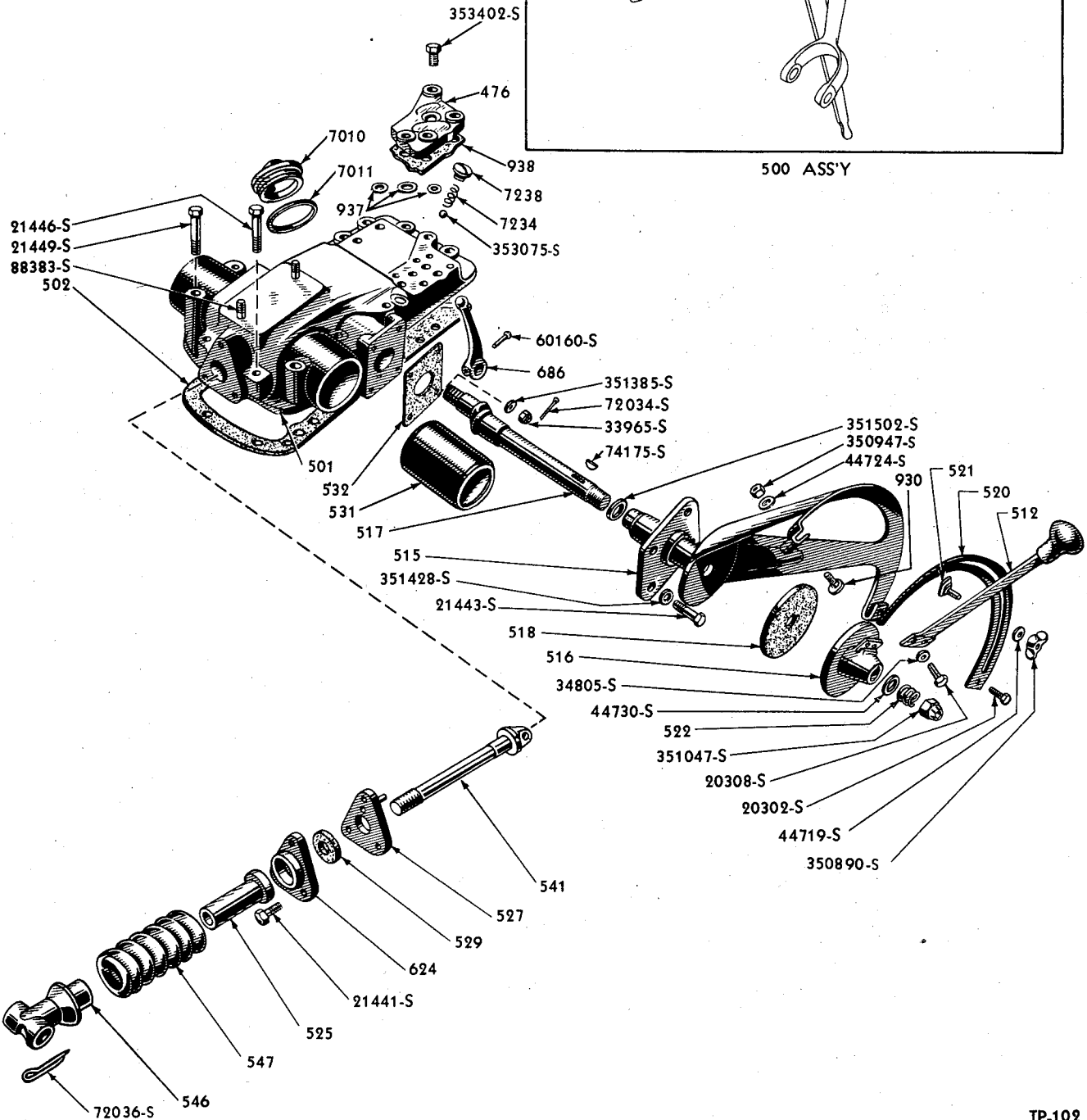
TP-101







500 ASSY



1953 HYDRAULIC LIFT COVER & RELATED PARTS

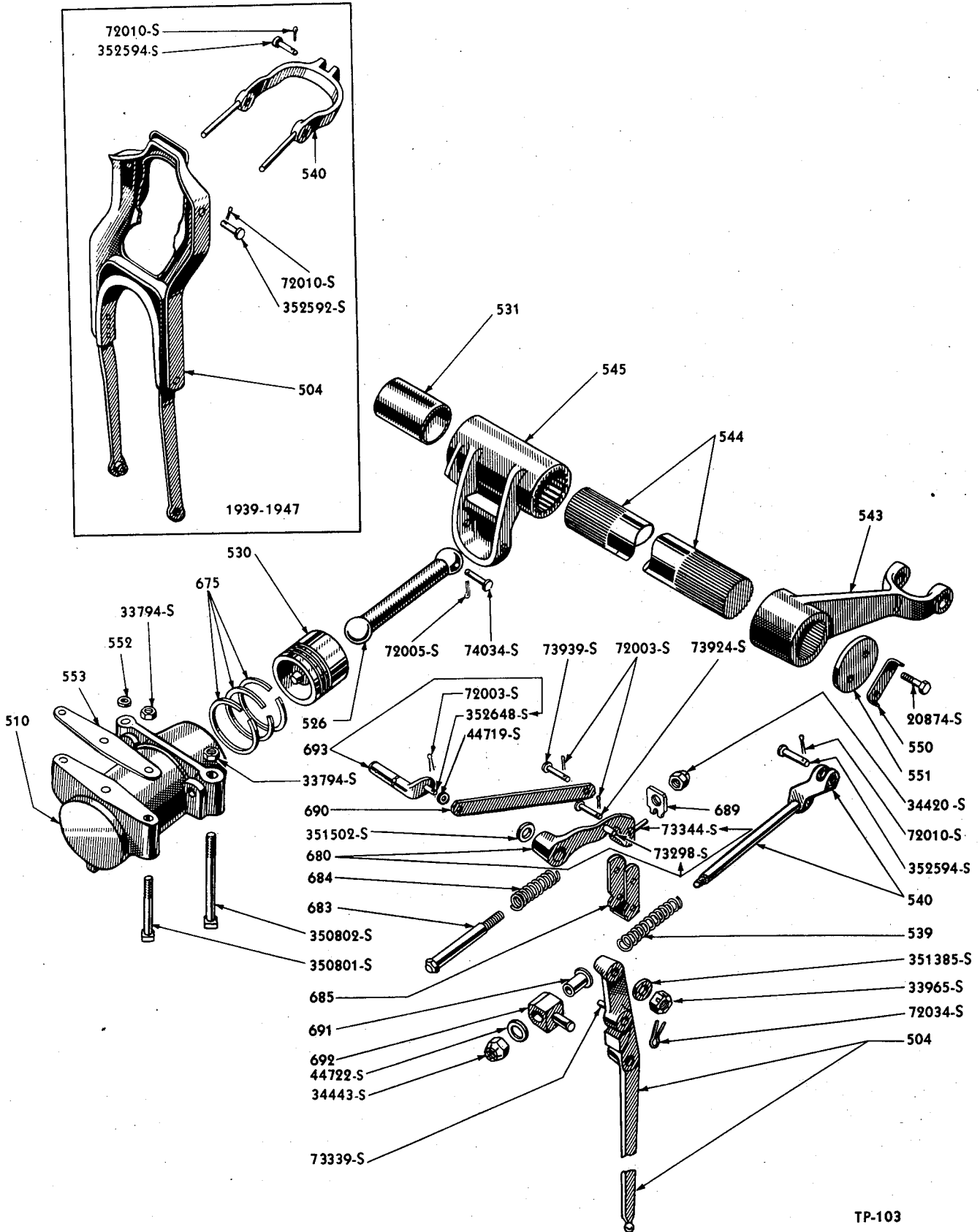
Basic numbers only shown on illustration. Order by Part Numbers shown in list of

TP-102





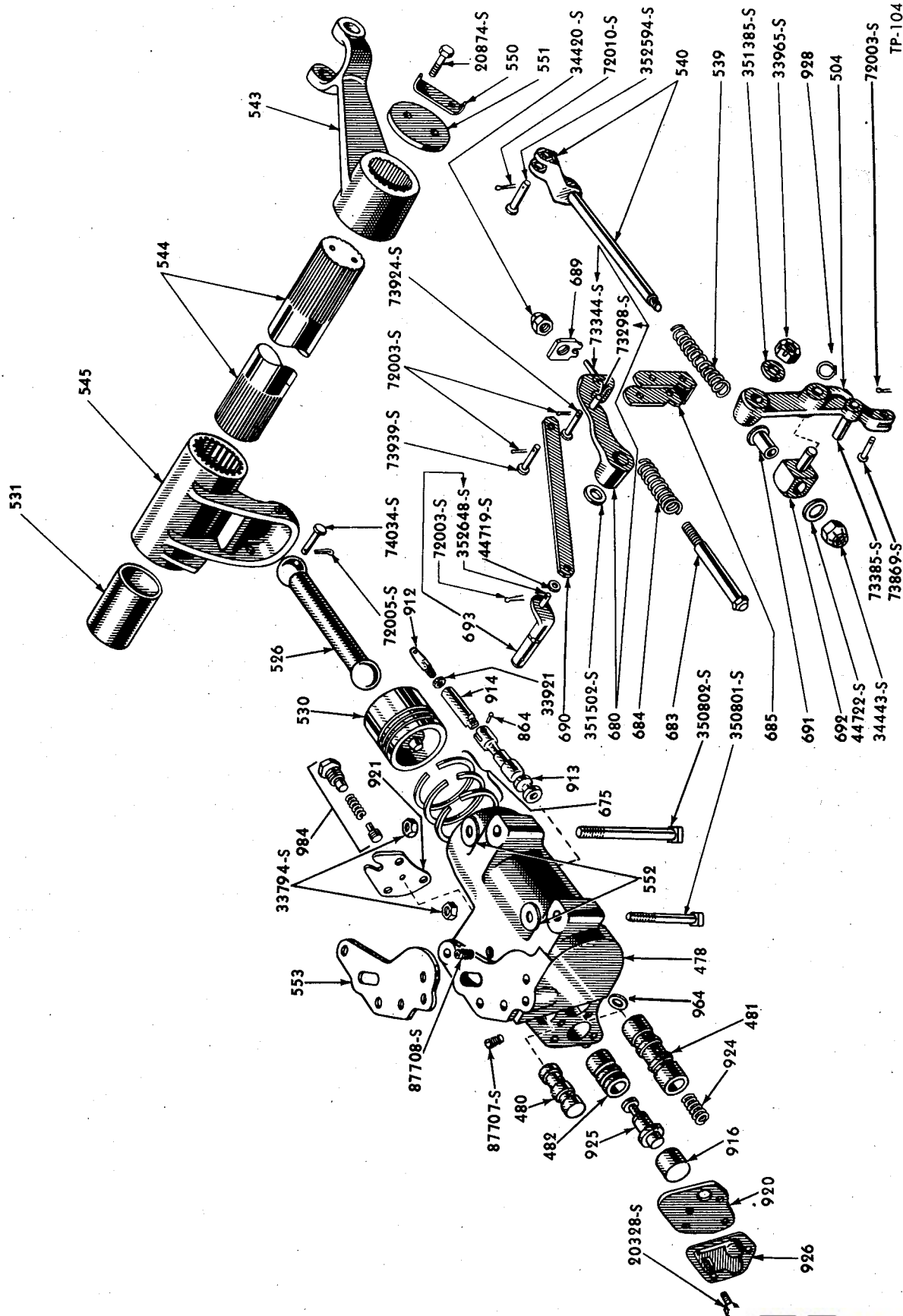
PARTS CATALOG



TP-103

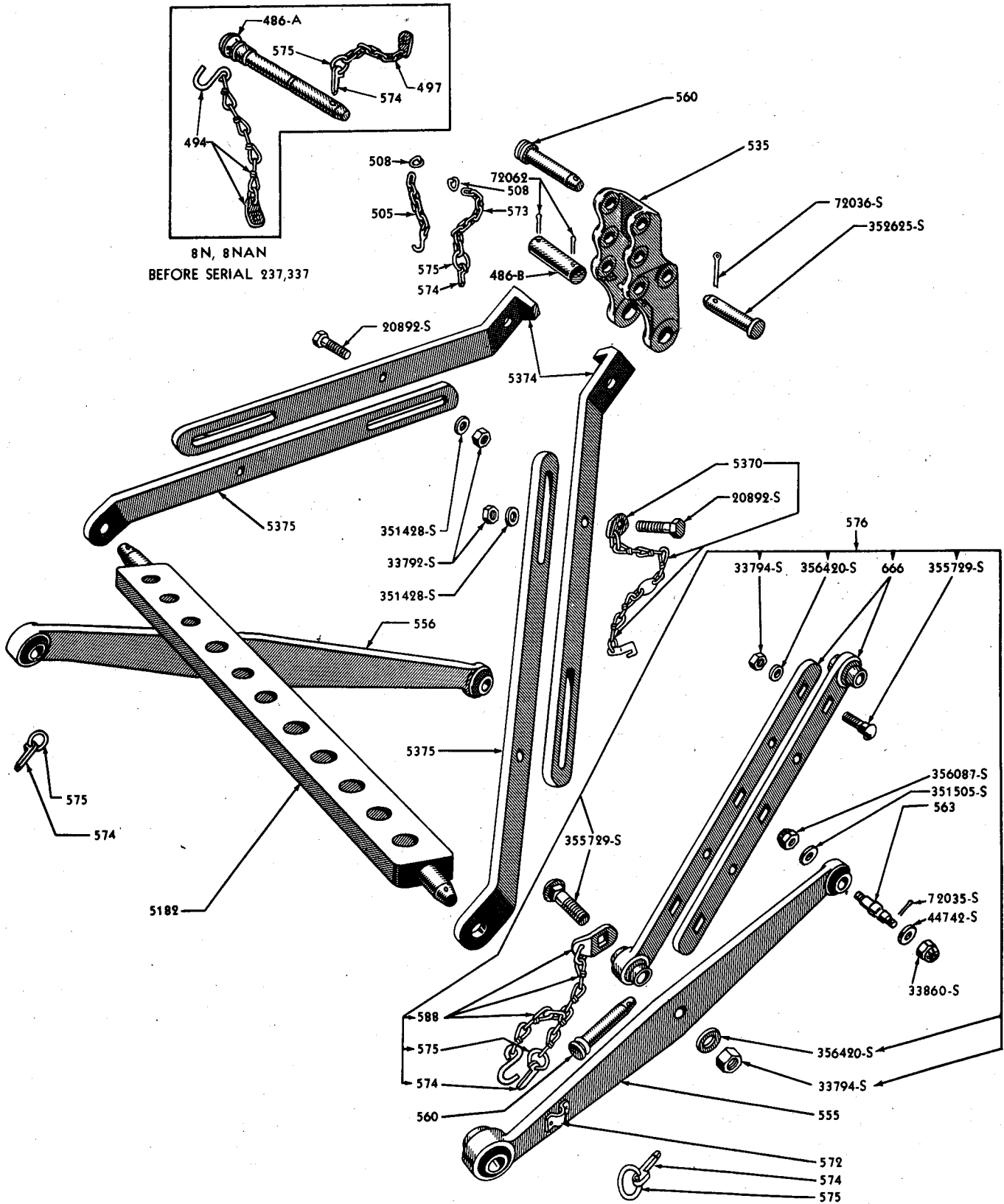
1948-52 HYDRAULIC LIFT SHAFT AND RELATED PARTS  
Basic numbers only shown on illustration. Order by Part Numbers shown in





**1953 HYDRAULIC LIFT SHAFT & RELATED PARTS**  
 Basic numbers only shown on illustration. Order by Part Numbers shown in list of parts.

  
**PARTS TRACTOR CATALOG**



**1948-53 HYDRAULIC LIFT LINKS AND RELATED PARTS**  
 Basic numbers only shown on illustration. Order by Part Numbers shown in I

TP-105



PARTS CATALOG

PART NUMBER	PART NAME	NO. REQ'D	MODEL	YEAR
<b>Hydraulic Lift</b>				
NAA 476-A	Plate (plate to cover)-7/16"-20 x 2.88" hex head	1	NAA, NAB	53
	353402-S2 Bolt (hydraulic lift cover) 7/16"-20 x 2.88"-hex head	3	NAA, NAB	53
NAA 478-C	Cylinder Assy. (hydraulic lift)	1	NAA, NAB	53
	20882-S8 Bolt (cylinder to cover)- 7/16"-20 x 2.25" hex head	2	NAA, NAB	53
	87707-S Plug - 1/16" - 27 dryseal taper pipe	4	NAA, NAB	53
	87708-S Plug - 1/8" - 24 dryseal taper pipe	4	NAA, NAB	53
NAA 480-B	Seat (hydraulic lift check valve)	1	NAA, NAB	53
NAA 481-D	Bushing (hydraulic lift control valve)	1	NAA, NAB	53
NAA 482-C	Bushing (hydraulic lift unload valve)	1	NAA, NAB	53
8N 486-A	Pin (yoke)-3/4" diameter x 9 7/8"	1	8N, 8NAN, before Serial 237, 337	48-49
8N 486-B	Pin (hydraulic lift yoke) 72062-S8 Cotter Pin- 1/8"x 1 3/8"	1	8N, 8NAN after Serial 237, 336, NAA, NAB	50-53
8N 494	Chain & Linch Pin Assy. (center housing to yoke pin)	1	8N, 8NAN before Serial 237, 337	48-49
8N 497	Chain Assy. (center housing to yoke pin)	1	8N, 8NAN before Serial 237, 337	48-49
	2N 574 Pin (yoke pin)-linch	1	8N, 8NAN before Serial 237, 337	48-49
	2N 575 Ring (linch pin locking)	1	8N, 8NAN before Serial 237, 337	48-49
8N 500	Lift Assy. (hydraulic)	1	8N, 8NAN	48-52
9N 501	Cover (hydraulic lift housing)-without drawbar control lever	1	9N, 9NAN, 2N, 2NAN	39-47
8N 501	Cover (hydraulic lift housing)-with drawbar control lever	1	8N, 8NAN	48-52
NAA 501-A	Cover (hydraulic lift)	1	NAA, NAB	53
	21446-S8 Bolt (hydraulic lift cover to housing)-7/16"-14 x 2 1/2"	3	9N, 9NAN, 2N, 2NAN	39-47
		2	8N, 8NAN, NAA, NAB	48-53
	21447-S8 Bolt (hydraulic lift cover to housing)-7/16"-14 x 1 1/2"	7	9N, 9NAN, 2N, 2NAN, 8N, 8NAN	39-52
		5	NAA, NAB	53
	21449-S8 Bolt (hydraulic lift cover to housing)-7/16"-14 x 3 5/8"	4	9N, 9NAN, 2N, 2NAN, 8N, 8NAN, NAA, NAB	39-53
	21464-S8 Bolt (hydraulic lift cover to housing)-7/16"-14 x 3.38"	1	8N, 8NAN, NAA, NAB	48-53
	353404-S8 Bolt (hydraulic lift cover & plate to rear axle center housing)-7/16"-14 x 2.88"	2	NAA, NAB	53
	79-7234 Spring (drawbar control arm mesh)	1	8N, 8NAN, NAA, NAB	48-53
	74-7238 Retainer (drawbar control arm spring & ball)	1	8N, 8NAN, NAA, NAB	48-53
	353075-S Ball (drawbar arm to hydraulic lift cover)-3/8" diameter - steel	1	8N, 8NAN, NAA, NAB	48-53
9N 502	Gasket (hydraulic lift housing cover)	1	9N, 9NAN, 2N, 2NAN, 8N, 8NAN	39-52
NAA 502-A	Gasket (hydraulic lift cover)	1	NAA, NAB	53
9N 504-B	Fork Assy. (hand lift control)	1	9N, 9NAN, 2N, 2NAN	39-47
	72003-S Cotter Pin - 1/16" x 1/2"			
	352547-S Pin (top fork to bottom fork)- clevis-1/4" x 1"	2	9N, 9NAN, 2N, 2NAN	39-47
8N 504	Lever Assy. (hand lift control)	1	8N, 8NAN	48-52
	73339-S18 Pin (hydraulic lift hand control lever assy.)-dowel	1	8N, 8NAN	48-52



## PARTS CATALOG

PART NUMBER	PART NAME	NO. REQ'D	MODEL	YEAR
NAA 504-A	Lever Assy. (hydraulic lift hand control)	1	NAA, NAB	53
	73869-S Clevis Pin (control valve to lever assy.) -3/16" x 3/4"	1	NAA, NAB	53
	73385-S18 Pin (used as stop in hydraulic hand control lever assy.) 3/8" x 1 7/8" - dowel	1	NAA, NAB	53
9N 505	Chain & Eye Assy. (upper link pin)-front	1	9N, 9NAN, 2N, 2NAN, 8N, 8NAN, NAA, NAB	39-53
9N 508-B	Anchor (upper link & lynch pin chain)	2	9N, 9NAN, 2N, 2NAN, 8N, 8NAN, NAA, NAB	39-53
9N 510-D	Cylinder (hydraulic lift)	1	9N, 9NAN, 2N, 2NAN, 8N, 8NAN	39-52
	350801-S7 Bolt (hydraulic cylinder to cover)-7/16"-20 x 3.32" square head	2	9N, 9NAN, 2N, 2NAN, 8N, 8NAN	39-52
	350802-S7 Bolt (hydraulic cylinder to cover)-7/16"-20 x 5"-sq. hd.	2	9N, 9NAN, 2N, 2NAN, 8N, 8NAN	39-52
	33794-S34 Nut - 7/16" - 20			
NAA 511-A	Retainer Assy. (hydraulic lift control lever)	1	NAA, NAB	53
	A1-A2-A3 alternate			
2N 512	Lever Assy. (hydraulic lift control)	1	9N, 9NAN, 2N, 2NAN, 8N, 8NAN	39-52
NAA 512-A	Lever Assy. (hydraulic lift control)	1	NAA, NAB	53
	20308-S7 Bolt (control lever to friction plate)-hex head 1/4" - 20 x 1/2"	2	9N, 9NAN, 2N, 2NAN, 8N, 8NAN NAA, NAB	39-53
	34805-S8 Lockwasher - 1/4"			
9N 515-A3	Quadrant Assy. (hydraulic lift control) - 9" outer quadrant rim to tube end	1	9N, 9NAN, 2N, 2NAN	39-47
8N 515	Quadrant Assy. (hydraulic lift control)	1	8N, 8NAN	48-52
NAA 515-B	Quadrant Assy. (hydraulic lift control)	1	NAA, NAB	53
	21443-S8 Bolt (quadrant to hydraulic lift housing cover)-hex head 7/16" - 14 x 1"	4	9N, 9NAN, 2N, 2NAN, 8N, 8NAN NAA, NAB	39-53
	351436-S7 Lockwasher - 7/16"			
	351502-S Washer (hydraulic lift control shaft to friction plate) 1.0" x .089" flat			
2N 516-A	Plate (hydraulic lift control quadrant friction)-Alum. - Alt. w/2N 516-B only when 'A' is not available	1	9N, 9NAN, 2N, 2NAN, 8N, 8NAN NAA, NAB	39-53
2N 516-B	Plate (hydraulic lift control friction)-mall.iron Alt. w/2N 516-A only when "A" is not avail.	1	9N, 9NAN, 2N, 2NAN, 8N, 8NAN NAA, NAB	39-53
9N 517	Shaft (hydraulic lift control lever)-10.62"	1	9N, 9NAN, 2N, 2NAN	39-47
	33817-S7 Nut (lever to shaft)-hex slotted - 7/16"- 20	1	9N, 9NAN, 2N, 2NAN	39-47
	72035-S7 Cotter Pin - 1/8" x 1"			
8N 517	Shaft (hydraulic lift control lever)-9.25" long	1	8N, 8NAN	48-52
NAA 517-A	Shaft (hydraulic lift control lever)-9.25" long .725 eccentric	1	NAA, NAB	53
	33965-S Nut (control shaft to lever) 3/8"-24-castle	1	8N, 8NAN, NAA, NAB	48-53
	351385-S7 Washer - 3/8" flat			
	72034-S Cotter Pin - 3/32" x 1"			
	351047-S7 Nut (control shaft to plate) 7/16"-20" lock			
	44730-S8 Washer - 7/16" flat			
	74175-S Key (control arm to shaft) - Woodruff - 5/32" x 5/8"	1	9N, 9NAN, 2N, 2NAN, 8N, 8NAN NAA, NAB	39-53
9N 518	Disc (lever assy. to quadrant)-friction	1	9N, 9NAN, 2N, 2NAN, 8N, 8NAN NAA, NAB	39-53



## PARTS

## CATALOG

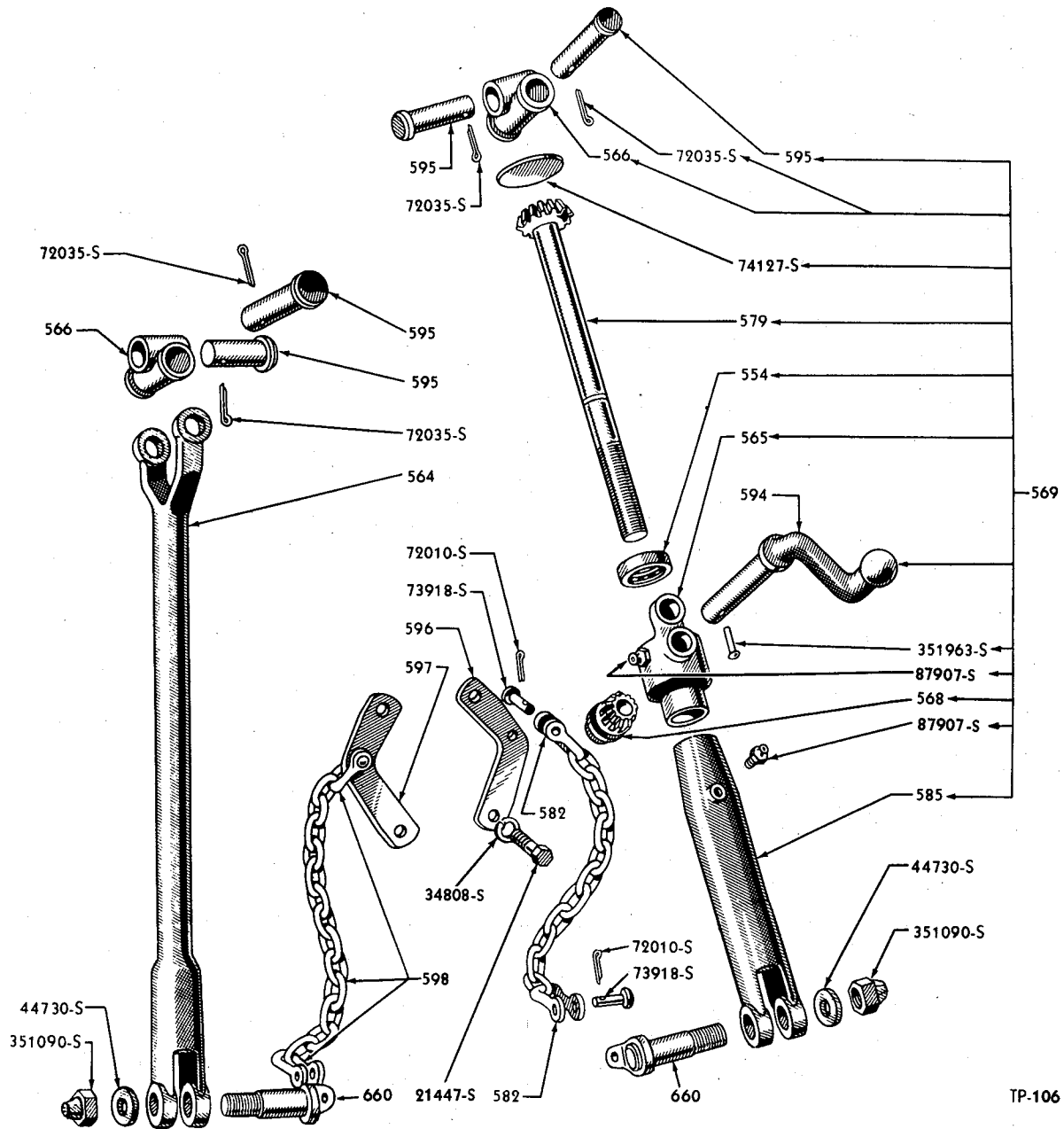
PART NUMBER	PART NAME	NO. REQ'D	MODEL	YEAR
9N 520	Retainer (control lever)	1	9N, 9NAN, 2N, 2NAN, 8N, 8NAN	39-52
	20302-S7 Bolt (retainer to quadrant)- 5/16"- 18 x 3/8" hex head	2	9N, 9NAN, 2N, 2NAN, 8N, 8NAN	39-52
9N 521	Stop Assy. (lever retainer)	1	9N, 9NAN, 2N, 2NAN, 8N, 8NAN, NAA, NAB	39-53
	44719-S8 Washer (control lever stop)- 1/4" - flat			
	350890-S8 Nut - wing 1/4"- 28			
9N 522-A	Washer (lever to shaft) - spring	1	9N, 9NAN, 2N, 2NAN, 8N, 8NAN NAA, NAB	39-53
9N 523-A	Gasket (lower link support plate)-oval end	2	9N, 9NAN	39-42
9N 523-B	Gasket (lower link support plate)-square end	2	9N, 9NAN, 2N, 2NAN	42-47
9N 525-B	Seat (hydraulic lift draft control spring adjusting)	1	9N, 9NAN, 2N, 2NAN, 8N, 8NAN NAA, NAB	39-53
9N 526	Rod (ram arm to hydraulic lift piston connecting)	1	9N, 9NAN, 2N, 2NAN, 8N, 8NAN NAA, NAB	39-53
	74034-S Pin (connecting rod to ram arm)-clevis-5/16" x 2 1/8"	1	9N, 9NAN, 2N, 2NAN, 8N, 8NAN NAA, NAB	39-53
	72005-S Cotter Pin - 1/8" x 1 1/2"			
9N 527	Plate (hydraulic lift cover)-without pin riveted in place	1	9N, 9NAN, 2N, 2NAN	39-47
8N 527	Plate Assy. (hydraulic lift cover)-with pin riveted in place	1	8N, 8NAN, NAA, NAB	48-53
9N 529	Felt (hydraulic lift draft control spring seat)	1	9N, 9NAN, 2N, 2NAN, 8N, 8NAN, NAA, NAB	39-53
9N 530	Piston (hydraulic lift)	1	9N, 9NAN, 2N, 2NAN, 8N, 8NAN NAA, NAB	39-53
9N 531-A	Bushing (hydraulic lift shaft)-2" I. D. x 2 3/8" O. D. x 3" long - Alt. w/9N 531-B	2	9N, 9NAN, 2N, 2NAN, 8N, 8NAN NAA, NAB	39-53
9N 531-B	Bushing (hydraulic lift shaft)-sintered iron Alt. w/9N 531-A	2	9N, 9NAN, 2N, 2NAN, 8N, 8NAN NAA, NAB	39-53
9N 532	Gasket (quadrant to cover)	1	9N, 9NAN, 2N, 2NAN, 8N, 8NAN NAA, NAB	39-53
9N 535-B	Rocker (hydraulic lift)-with 49/64" anchor hole	1	9N, 9NAN, 2N, 2NAN	39-47
8N 535-B	Rocker (hydraulic lift)-with 1-1/64" anchor hole	1	8N, 8NAN, NAA, NAB	48-53
	352625-S7 Pin (hydraulic lift rocker to yoke) - 3/4" x 3.14" clevis	1	9N, 9NAN, 2N, 2NAN, 8N, 8NAN NAA, NAB	39-53
	72036-S7 Cotter Pin (rocker to 9N 546-C yoke)-5/32" x 1"			
9N 539	Spring (hydraulic fork retraction)-4.88" free length - .62" O. D.	1	9N, 9NAN, 2N, 2NAN	39-47
8N 539-B	Spring (draft control)-4.12" free length -.75" O. D.	1	8N, 8NAN, NAA, NAB	48-53
9N 540	Fork (spring control)	1	9N, 9NAN, 2N, 2NAN	39-47
	352592-S Pin (spring control fork to hand control fork)-clevis 3/8" x 1 1/4"	2	9N, 9NAN, 2N, 2NAN	39-47
	352594-S Pin (spring control fork to plunger)-3/8" x 1.44" clevis	1	9N, 9NAN, 2N, 2NAN	39-47
	72010-S7 Cotter Pin - 1/8" x 5/8"			
8N 540-A2	Link Assy. (connecting draft control)	1	8N, 8NAN	48-52
	33967-S Nut (draft control link assy.) - 7/16"- 20 castle - used only w/8N 540-A1	1	8N, 8NAN	48
	72034-S Cotter Pin 3/32" x 1"			



## PARTS CATALOG

PART NUMBER	PART NAME	NO. REQ'D	MODEL	YEAR
NAA 540-B	Link Assy. (hydraulic lift draft control connecting)	1	NAA, NAB	53
	34443-S Locknut (draft control link assy.)-5/16"-24	1	8N, 8NAN, NAA, NAB	48-53
	44722-S8 Washer - 5/16" flat			
	352594-S Pin (hydraulic lift plunger to link)-clevis-3/8" X 1-7/16"	1	8N, 8NAN, NAA, NAB	48-53
	72010-S8 Cotter Pin - 1/8" x 5/8"			
9N 541-C	Plunger (hydraulic lift draft control spring)-use w/9N 546-C only	1	9N, 9NAN, 2N, 2NAN	39-47
8N 541-B	Plunger (hydraulic lift draft control spring)	1	8N, 8NAN, NAA, NAB	48-53
9N 543-B	Arm (hydraulic lift shaft)	2	9N, 9NAN, 2N, 2NAN, 8N, 8NAN NAA, NAB	39-53
9N 544	Shaft (hydraulic lift)	1	9N, 9NAN, 2N, 2NAN, 8N, 8NAN NAA, NAB	39-53
9N 545-A	Ram Arm (hydraulic lift shaft)	1	9N, 9NAN, 2N, 2NAN	39-47
9N 545-B	Ram Arm (hydraulic lift shaft) - not to be supplied until 9N 545-A stocks are exhausted	1	9N, 9NAN, 2N, 2NAN	39-47
8N 545	Arm(hydraulic lift ram)	1	8N, 8NAN	48-52
NAA 545-A	Arm (hydraulic lift ram)	1	NAA, NAB	53
	74034-S Pin (connecting rod to ram arm)-clevis-5/16" x 2-1/8"	1	9N, 9NAN, 2N, 2NAN, 8N, 8NAN NAA, NAB	39-53
	72005-S Cotter Pin - 1/8" x 1/2"			
9N 546-C	Yoke (control spring) - use with 9N 541-C for 9N & 2N models - 8N 541-B for 8N models	1	9N, 9NAN, 2N, 2NAN, 8N, 8NAN	39-52
NAA 546-A	Yoke (hydraulic lift)	1	NAA, NAB	53
9N 547-B	Spring (hydraulic lift draft control)-5.570" free length x 1.125" I. D.	1	9N, 9NAN, 2N, 2NAN, 8N, 8NAN NAA, NAB	39-53
9N 550	Washer (hydraulic lift)-lock	2	9N, 9NAN, 2N, 2NAN, 8N, 8NAN NAA, NAB	39-53
	20874-S8 Bolt - 7/16" - 20 x 11/16" hex head	4	9N, 9NAN, 2N, 2NAN, 8N, 8NAN NAA, NAB	39-53
9N 551	Washer (arm to shaft)	2	9N, 9NAN, 2N, 2NAN, 8N, 8NAN NAA, NAB	39-53
9N 552	Gasket (hydraulic cylinder to center housing cover) - 15/32" I. D. - 1" O. D.	2	9N, 9NAN, 2N, 2NAN, 8N, 8NAN	39-52
NAA 552-A	Gasket (hydraulic lift cylinder)15/32" I. D. x 1-1/4" O. D.	2	NAA, NAB	53
9N 553	Gasket (hydraulic cylinder to center housing cover) - 4.12" in length	1	9N, 9NAN, 2N, 2NAN, 8N, 8NAN	39-52
NAA 553-B	Gasket (hydraulic lift cylinder)-RH	1	NAA, NAB	53
9N 554	Bearing Assy. (leveling gear)	1	9N, 9NAN, 2N, 2NAN, 8N, 8NAN NAA, NAB	39-53
9N 555	Link Assy. (hydraulic lower lift)-RH	1	9N, 9NAN, 2N, 2NAN, 8N, 8NAN NAA, NAB	39-53
9N 556	Link Assy. (hydraulic lower lift)-LH	1	9N, 9NAN, 2N, 2NAN, 8N, 8NAN NAA, NAB	39-53
	9N 5182 Drawbar	1	9N, 9NAN, 2N, 2NAN, 8N, 8NAN NAA, NAB	39-53
9N 560	Pin (upper link to rocker)	2	9N, 9NAN, 2N, 2NAN, 8N, 8NAN NAA, NAB	39-53
9N 562-B	Plate (lower link support)	2	9N, 9NAN, 2N, 2NAN	39-47
	357701-S7 Stud - 7/16"-14 & 7/16"-20 x 1 3/4"	1	9N, 9NAN, 2N, 2NAN	39-47
	33792-S8 Nut - 7/16" - 20 hex head			
9N 563	Shaft (lower link support) - 4.70" long used with 9N 562-B	2	9N, 9NAN, 2N, 2NAN	39-47





**1939-53 LEVELING BOX ASSEMBLY AND RELATED PARTS**

Basic numbers only shown on illustration. Order by Part Numbers shown in list of parts.

PART NUMBER	PART NAME	NO. REQ'D	MODEL	YEAR
8N 563	Shaft (lower link support) - 4.87" long	2	8N, 8NAN, NAA, NAB	48-53
	33860-S7 Nut (link support shaft to rear axle housing) - 5/8" - 18 - castle			
	44742-S8 Washer - 5/8" - flat			
	72035-S7 Cotter Pin - 1/8" x 1"			
	356087-S8 Nut (lower link shaft to lower lift link) - 5/8" - 18 - lock			
	351505-S8 Washer - 5/8" - 18 - flat			



**PARTS CATALOG**

PART NUMBER	PART NAME	NO. REQ'D	MODEL	YEAR
9N 564-A	Rod (hydraulic lift leveling)-LH	1	9N, 9NAN, 2N, 2NAN, 8N, 8NAN NAA, NAB	39-53
9N 565	Box (leveling gear)	1	9N, 9NAN, 2N, 2NAN, 8N, 8NAN, NAA, NAB	39-53
	74127-S Plug-expansion - 1 - 3/4" - pressed into 9N 565	1	9N, 9NAN, 2N, 2NAN, 8N, 8NAN NAA, NAB	39-53
	87907-S8 Fitting (hydraulic lift leveling box)-1/4" x 28" lubrication	1	9N, 9NAN, 2N, 2NAN, 8N, 8NAN, NAA, NAB	53
9N 566	Knuckle (leveling box to hydraulic lift arm)	1	9N, 9NAN, 2N, 2NAN, 8N, 8NAN NAA, NAB	39-53
9N 566	Knuckle (rod to hydraulic lift arm)	1	9N, 9NAN, 2N, 2NAN, 8N, 8NAN, NAA, NAB	39-53
9N 567	Tube (center housing oil)	1	9N, 9NAN, 2N, 2NAN, 8N, 8NAN	39-52
NAA 567-A	Tube (hydraulic lift cylinder inlet)	1	NAA, NAB	53
9N 568	Gear (leveling lever) - replaced by 8N 568 in set with 8N 579	1	9N, 9NAN, 2N, 2NAN, 8N, 8NAN before Serial 199, 227	39-49
8N 568	Gear (leveling lever) - must be used in set with 8N 579 as replacement in 9N 569 assy.	1	8N, 8NAN after Serial 199, 226, NAA, NAB	49-53
8N 569-B	Box Assy. (hydraulic lift leveling)	1	9N, 9NAN, 2N, 2NAN, 8N, 8NAN NAA, NAB	49-53
9N 572-C	Clip (linch pin)	2	8N, 8NAN, NAA, NAB	48-53
9N 573-B	Chain (linch pin and ring)	1	9N, 9NAN, 2N, 2NAN, 8N, 8NAN NAA, NAB	39-53
φ 2N 574	Pin (linch)	4	9N, 9NAN, 2N, 2NAN, 8N, 8NAN NAA, NAB	39-53
φ 2N 574	Pin (linch)		Refer to 8N 497	
φ 2N 575	Ring (linch pin locking)	4	9N, 9NAN, 2N, 2NAN, 8N, 8NAN NAA, NAB	39-53
φ 2N 575	Ring (linch pin locking)		Refer to 8N 497	
2N 576-B	Link Assy. (upper)	1	9N, 9NAN, 2N, 2NAN, 8N, 8NAN NAA, NAB	39-53
	355729-S7 Bolt (upper front half link to rear link)-oval head- 7/16" - 20 x 1.62"	3	9N, 9NAN, 2N, 2NAN, 8N, 8NAN NAA, NAB	39-53
	33794-S34 Nut - 7/16" - 20 - hex head			
	356420-S8 Washer - .45 L D. x 1.00 x .16/.18" Flat			
9N 579	Shaft (leveling gear) - replaced by 8N 579 in set with 8N 568	1	9N, 9NAN, 2N, 2NAN, 8N, 8NAN before Serial 199, 227	39-49
8N 579	Shaft (leveling gear)-must be used in set with 8N 568 as replacement in 9N 569 assy.	1	8N, 8NAN after Serial 199, 226 NAA, NAB	49-53
9N 582-A	Clevis (drawbar link check chain)-Alt.	4	9N, 9NAN, 2N, 2NAN, 8N, 8NAN NAA, NAB	39-53
9N 582-B	Clevis (drawbar link check chain)- not to be supplied until 9N 582-A stocks are exhausted	4	9N, 9NAN, 2N, 2NAN, 8N, 8NAN NAA, NAB	39-53
9N 585	Fork (hydraulic lift leveling rod)-RH - 10.36" long - straight	1	9N, 9NAN, 2N, 2NAN, 8N, 8NAN NAA, NAB	39-53
	87907-S8 Fitting (gear box and fork)-lubricator 1/4" - 28	2	9N, 9NAN, 2N, 2NAN, 8N, 8NAN, NAA, NAB	39-53

φ Also furnished in a kit

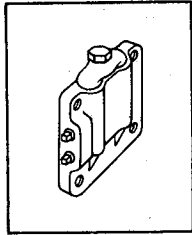
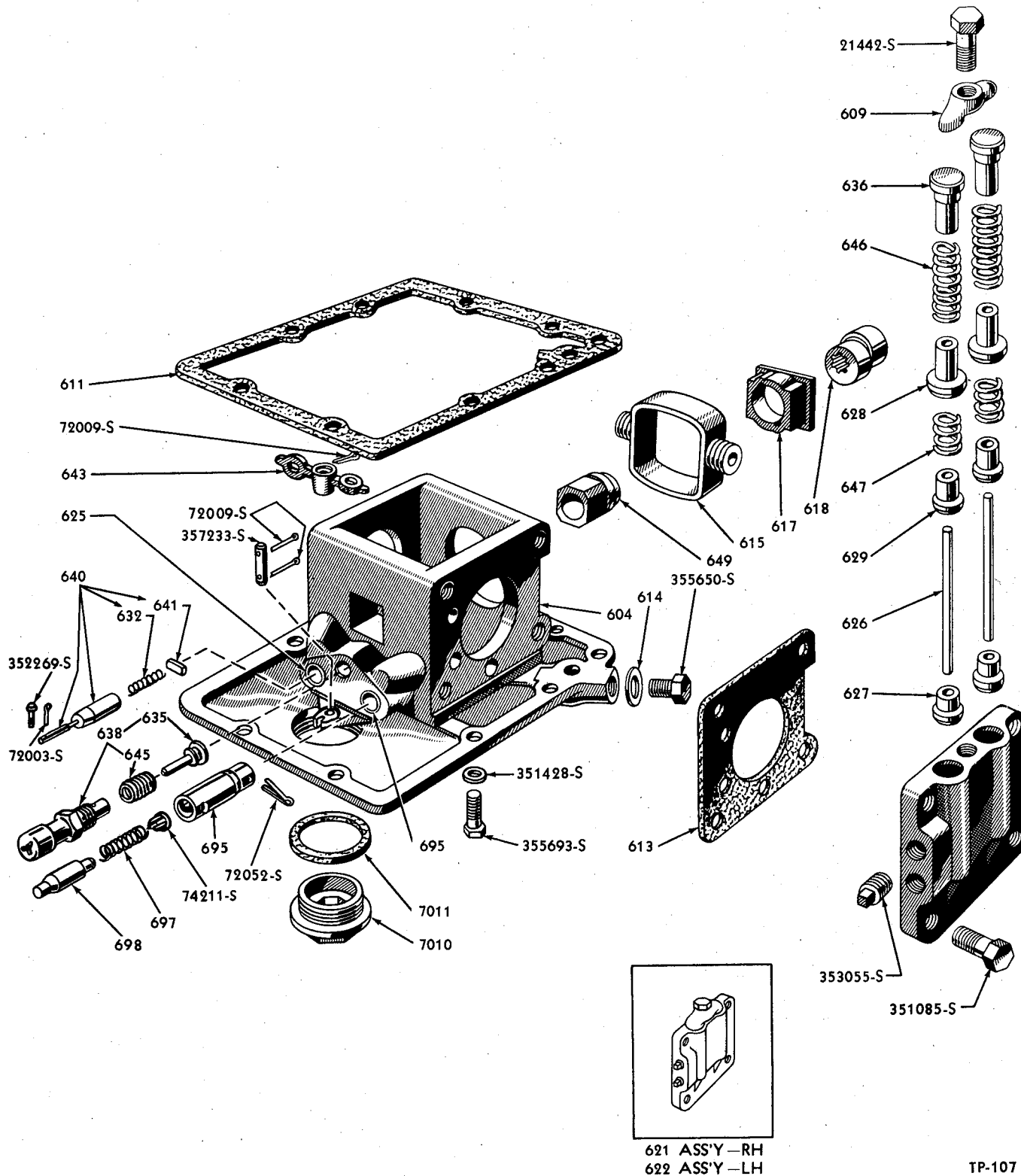


**PARTS CATALOG**

PART NUMBER	PART NAME	NO. REQ'D	MODEL	YEAR
9N 588	Chain Assy. (upper link pin) - rear	1	9N, 9NAN, 2N, 2NAN, 8N, 8NAN NAA, NAB	39-53
9N 594	Lever (gear and shaft operating)	1	9N, 9NAN, 2N, 2NAN, 8N, 8NAN NAA, NAB	39-53
	351963-S Rivet (lever to box)-oval disc - 3/16" x .94"	1	9N, 9NAN, 2N, 2NAN, 8N, 8NAN NAA, NAB	39-53
9N 595	Pin (knuckle to leveling box)-13/16" x 3.37" over-all	2	9N, 9NAN, 2N, 2NAN, 8N, 8NAN NAA, NAB	39-53
9N 595	Pin (knuckle to hydraulic lift)-13/16" x 3.37" over-all	2	9N, 9NAN, 2N, 2NAN, 8N, 8NAN NAA, NAB	39-53
	72035-S8 Cotter Pin - 1/8" x 1"			
9N 596	Anchor (drawbar link check chain)-RH	1	9N, 9NAN, 2N, 2NAN, 8N, 8NAN NAA, NAB	39-53
9N 597	Anchor (drawbar link check chain)LH	1	9N, 9NAN, 2N, 2NAN, 8N, 8NAN NAA, NAB	39-53
	21447-S8 Bolt (anchor to housing) 7/16"-14 x 1 1/2"-hex head	4	9N, 9NAN, 2N, 2NAN, 8N, 8NAN NAA, NAB	39-53
	34808-S8 Washer - 7/16" lock			
9N 598-A	Chain and Clevis Assy. (drawbar link check chain) - 10.75" long	2	9N, 9NAN, 2N, 2NAN, 8N, 8NAN NAA, NAB	39-53
9N 598-B	Chain and Clevis Assy. (drawbar link check chain) - 10.75" long - not to be supplied until 9N 598-A stocks are exhausted	2	9N, 9NAN, 2N, 2NAN, 8N, 8NAN NAA, NAB	39-53
	73918-S8 Pin-clevis-5/16" x 1 1/8"	4	9N, 9NAN, 2N, 2NAN, 8N, 8NAN NAA, NAB	39-53
	72010-S7 Cotter Pin - 1/8" x 5/8"			



PARTS CATALOG



621 ASS'Y - RH  
622 ASS'Y - LH

TP-107

1948-52 HYDRAULIC PUMP ASSEMBLY

Basic numbers only shown on illustration. Order by Part Numbers shown in illustration.

