

Parts
Catalog

for

INDEPENDENT


HYDRAULIC

SYSTEMS

HD-16

CRAWLER TRACTOR

U S A



ALLIS-CHALMERS

**CONSTRUCTION MACHINERY DIVISION
SPRINGFIELD, ILLINOIS 62705**

JOHN BRADY

*Replaced with this Reprint
2/7/72*

FORM 0650367-6 (6-67)

SECOND PRINTING (11-69)

Identical to FIRST PRINTING, with the exception of the inclusion of the following revised pages which were given prior release as supplementary information on the dates indicated:

PAGE	DATED
23	Revised March 1968
26	Revised August 1968
40	Revised April 1969
41	Revised April 1969
42	Revised April 1969
43	Revised April 1969
60	Revised April 1969
61	Revised April 1969
63	Revised April 1969
64	Revised April 1969
65	Revised April 1969
66	Revised April 1969

IMPORTANT

All parts listed herein, which have no specific usage indicated, are applicable to all models. Those parts which are used only on specific models are so indicated.

The terms "right" and "left" used throughout this parts list are determined by facing the direction of forward travel.

Attaching parts such as bolts, nuts, rivets, screws, washers, etc., are indented immediately following the parts which they attach.

INSTRUCTIONS FOR ORDERING PARTS

ALWAYS GIVE THE UNIT SERIAL NUMBER.

To obtain parts promptly, give part name and part number.

Give post office address, town, county and state where parts are to be shipped. Also specify whether material is to be shipped by freight, express or parcel post.

Order parts from the dealer covering the local territory.

Confirm all telephone or telegraph orders in writing.

Parts for standard motor accessories such as generators and starting motors should be ordered from authorized Service Stations maintained by manufacturers of these units throughout the country.

No credit will be allowed on parts unless they are returned to the dealer from whom they were purchased; from there they will be returned, at the customer's expense, to the factory for inspection.

Unless claims for shortages or errors are made immediately upon receipt of goods, they will not be considered.

When broken goods are received, a full description of the damage should be made by the carrier agent on the freight bill. If this description is insisted upon, full damage can always be collected from the transportation company.

No responsibility is assumed for delay or damage to merchandise while in transit. Our responsibility ceases upon delivery of shipment to the transportation company from whom a receipt is received showing that shipment was in good condition when delivered to them; therefore, claims (if any) should be filed with the transportation company and not with Allis-Chalmers.

The right is reserved to change the construction or material of any parts where it seems desirable to do so, without incurring the obligation of installing such changes on units already delivered.

77032
D
MPANY
002516

ALPHABETICAL INDEX

DOZER

Control Unit Assembly ----- 57
Front Valve and Controls
 16BD, GD ----- 31, 33
 16GE ----- 33
 16HS, HA, CS ----- 33, 37, 41
Hose Parts ----- 4
Numerical Index ----- 86
Pump Assembly ----- 19, 20, 23
Pump and Drive
 16BD, GD, GE ----- 18
 16HS, HA, CS ----- 9, 13
Pump and Tank
 16BD, GD, GE ----- 6, 9
 16HA, HS, CS ----- 9, 13
Rear Control Valve ----- 75
Universal Joint ----- 18 and 24 thru 27
Valve Assembly
 16BD, GD ----- 55, 59
 16GE ----- 59
 16HS, HA, CS ----- 59, 60
 Triple ----- 62, 64
Valve Control (Triple) ----- 45, 49

RIPPERS, ETC.

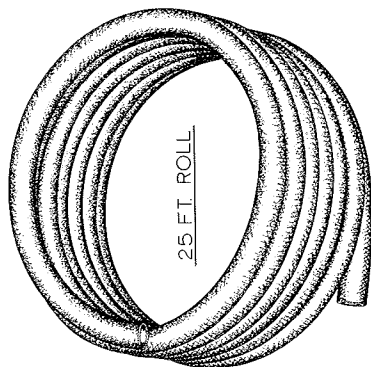
Control Valve and Tank ----- 29
Diverter Valve Control ----- 77, 79
Diverter Valve and Piping
 16BD, GD, GE ----- 67, 71
 16HS, HA ----- 71
Hose Parts ----- 4
Numerical Index ----- 86
Pump Assembly ----- 22
Rear Control Valve ----- 75
Rear-Mounted Pump and Piping ----- 16
Rear Piping ----- 81, 82, 83, 85
Valve Assembly
 Rear mounted ----- 52
 Triple ----- 62, 64
Valve Control (triple) ----- 45, 49

NOTE: This catalog does not include parts data for cylinders or cylinder piping.
See parts catalogs covering dozer, ripper, winch or scraper for this information.

96732
007100

96720
CORP
007100

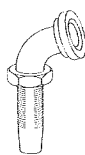
HOSE



SOCKET

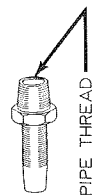


TYPE K



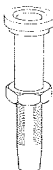
NIPPLES

TYPE C

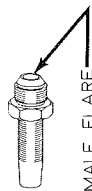


PIPE THREAD

TYPE J

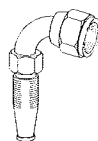


TYPE B

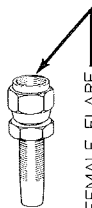


MALE FLARE

TYPE F

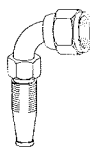


TYPE A



FEMALE FLARE

TYPE E



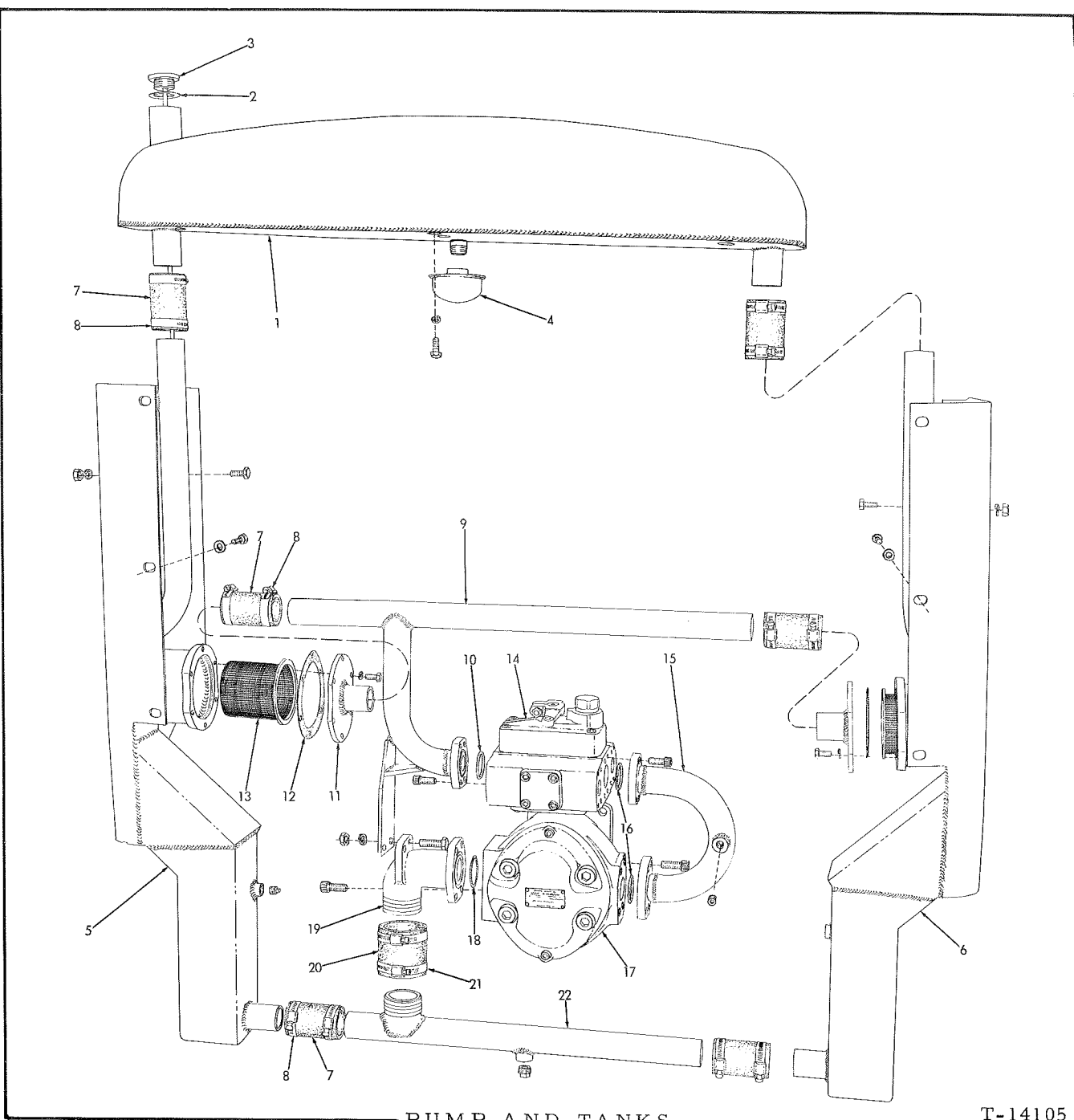
T-71383

HOSE PARTS

NOTE: Refer to right hand column for identity of interchangeable crimped-type hose (fittings not re-usable). Assembly number shown in left hand column indicates available replacement hose assembly with re-usable components; where no assembly number is listed, hose assembly is not available from factory but may be constructed in the field from data indicated.

HOSE ASSEMBLY NO. (See NOTE)	BULK HOSE (25' roll)	HOSE LENGTH (inches)	NIPPLE (#1 end)		NIPPLE (#2 end)		SOCKET (both ends)	NIPPLE FLANGE		CRIMPED-TYPE HOSE (See NOTE)
			Including SOCKET	NIPPLE only	Type	Including SOCKET		NIPPLE only	Type	
625565	920795	16-1/4	920935	921304	920928	920970	920973			
626473	920795	43-1/2	920928	920970		626471 Tube	920973			
626474	920795	43-1/2	920928	920970		626472 Tube	920973			
635144	920795	125	920935	921304		626471 Tube	920973			
635145	920795	125	920935	921304		626472 Tube	920973			
	920794	40-1/2	920927	920969	920927	920969	920972			612975
	920794	44-1/2	920927	920969	920927	920969	920972			614528
	920794	88-1/2"	920927	920969	920927	920969	920972			614530
	920982	34-1/4	920929	920984	920929	920984	920986			617177

002111
 COMPA
 66408



PUMP AND TANKS

T-14105

USAGE: Model 16BD, GD dozers prior to serial No. 798; also Model 16GE dozers prior to approx. serial No. 467. Front-mounted.

ITEM	PART NO.	QTY.	DESCRIPTION
1	609534	1	TANK, oil, top section
	911978	4	CAPSCREW, 1/2"NF x 1-1/2"
	904208	4	LOCKWASHER, 1/2"
2	035249	1	GASKET, oil level dipstick
3	609169	1	DIPSTICK, oil level
4	606929	1	BREATHER, top tank (Continued)

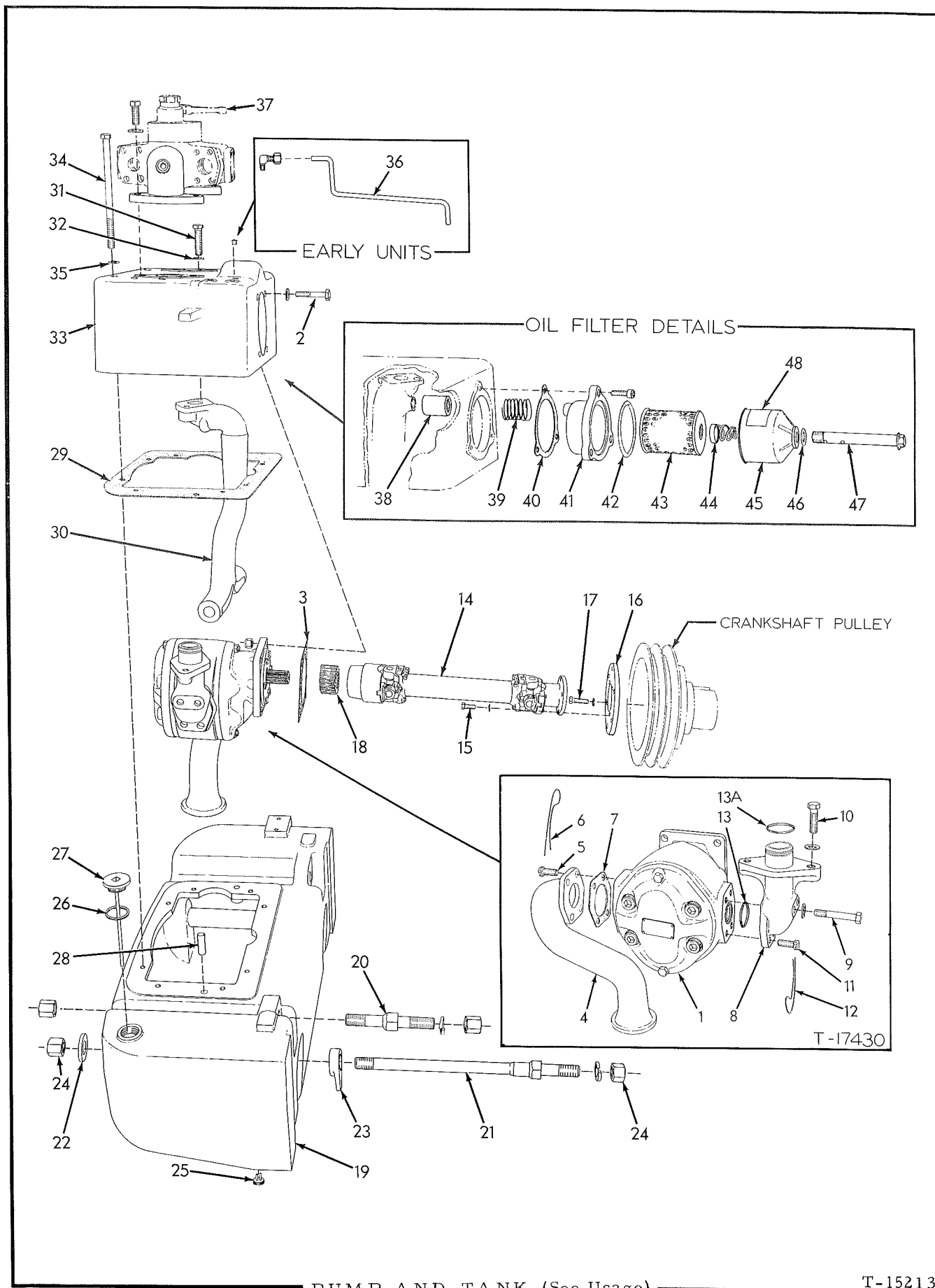
2
 000672
 8976-0
 00027

PUMP AND TANKS (Continued)

ITEM	PART NO.	QTY.	DESCRIPTION
5	609542	1	TANK, oil, right side
	910319	3	CAPSCREW, 1/2"NF x 1"
	911978	3	CAPSCREW, 1/2"NF x 1-1/2"
	904208	6	LOCKWASHER, 1/2"
	900818	6	WASHER, plain, U.S. std., 1/2"
	911043	3	NUT, 1/2"NF
	901653	1	PLUG, pipe, 3/8"NPT
6	609541	1	TANK, oil, left side
	910319	3	CAPSCREW, 1/2"NF x 1"
	911978	3	CAPSCREW, 1/2"NF x 1-1/2"
	904208	6	LOCKWASHER, 1/2"
	900818	6	WASHER, plain, U.S. std., 1/2"
	911043	3	NUT, 1/2"NF
7	609176	6	HOSE, tank connecting
8	921913	12	CLAMP, hose, 1-13/16" to 2-3/4" diam.
9	609517	1	PIPE, valve to tanks
	912273	4	CAPSCREW, hex-socket-hd., 7/16"NC x 1"
	903639	2	CAPSCREW, 1/2"NC x 1-1/2"
	904208	2	LOCKWASHER, 1/2"
	911028	2	NUT, 1/2"NC
10	619801	1	RING, sealing, valve to tank pipe (1-7/8" O. D.)
11	609172	2	COVER, tank filter
	903629	12	CAPSCREW, 3/8"NC x 3/4"
	904206	12	LOCKWASHER, 3/8"
12	609177	2	GASKET, filter cover
13	606162	2	FILTER, oil tank
14	-----	1	VALVE ASSEMBLY (See FRONT VALVE AND CONTROLS)
15	609256	1	PIPE, pump to valve
	907859	1	PLUG, pipe, hex-socket-hd., 1/4"NPT
	912273	4	CAPSCREW, hex-socket-hd., 7/16"NC x 1"
	912607	4	CAPSCREW, hex-socket-hd., 1/2"NF x 1-1/4" (For PUMP 607931)
	912277	4	CAPSCREW, hex-socket-hd., 1/2"NC x 1-1/4" (For PUMP 619770)
16	619801	2	RING, sealing, pressure pipe (1-7/8" O. D.)
17	-----	1	PUMP ASSEMBLY (See PUMP AND DRIVE on page 18)
18	619823	1	RING, sealing, pump inlet elbow (2-1/2" O. D.)
19	609278	1	ELBOW, pump inlet
	912607	4	CAPSCREW, hex-socket-hd., 1/2"NF x 1-1/4" (For PUMP 607931)
	912277	4	CAPSCREW, hex-socket-hd., 1/2"NC x 1-1/4" (For PUMP 619770)
20	609264	1	HOSE, pump inlet elbow
21	921915	2	CLAMP, hose, 2-13/16" to 3-3/4" diam.
22	609245	1	PIPE, tanks to pump
	912725	1	PLUG, pipe, 1/2"NPT

Fiat Allis Hd16 Independent Hydraulic Crawler Tractor

Full download: <http://manualplace.com/download/flat-allis-hd16-independent-hydraulic-crawler-tractor/>



PUMP AND TANK (See Usage)

T-15213