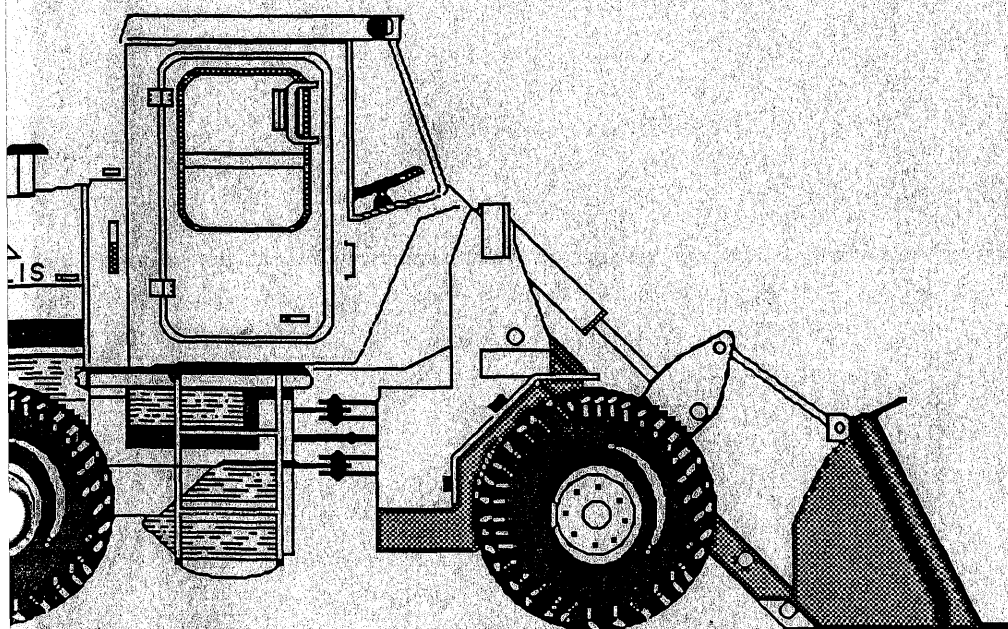


945-B

WHEEL LOADER

S/N 15M01128-UP
S/N 77S02101-UP

PARTS CATALOG



Form 73064395
English 8/89

AVOID ACCIDENTS

Most accidents, whether they occur in industry, on the farm, at home or on the highway, are caused by the failure of some individual to follow simple and fundamental safety rules or precautions. For this reason **MOST ACCIDENTS CAN BE PREVENTED** by recognizing the real cause and doing something about it before the accident occurs.

Regardless of the care used in the design and construction of any type of equipment there are conditions that cannot be completely safeguarded against without interfering with reasonable accessibility and efficient operation.

A careful operator is the best insurance against an accident.
The complete observance of one simple rule would prevent many thousand serious injuries each year.
That rule is:

Never attempt to clean, oil or adjust a machine while it is in motion.

WARNING

On machines having hydraulically, mechanically, and/or cable controlled equipment (such as shovels, loaders, dozers, scrapers, etc.) be certain the equipment is lowered to the ground before servicing, adjusting and/or repairing. If it is necessary to have the hydraulically, mechanically, and/or cable controlled equipment partially or fully raised to gain access to certain items, be sure the equipment is suitably supported by means other than the hydraulic lift cylinders, cable and/or mechanical devices used for controlling the equipment.

COPYRIGHT BY FIATALLIS



All rights reserved. Reproduction of text and illustrations in whole or in part, is strictly prohibited.



SPECIAL SUPPLEMENT
 FORM 73144800
 945-B WHEEL LOADER PARTS CATALOG
 (SEE NOTE BELOW)

(10/83)

ATTENTION: Insert this sheet in the front of 945-B Parts Catalog Form No. 73064395 as record of receipt. Replace or add pages in the publication according to instruction below.

Additional copies of this supplement are available. Please direct your request to:

Fiatalis North America - Publication Services Dept.
 3000 South 6th Street - Springfield, Ill. 62710 U.S.A.

NOTE: This supplement must be used in conjunction with 945-B Parts Catalog Form No. 73064395.

This supplement includes replacement and/or added pages required to service loaders equipped with the optional Cummins Engine, Model NTA-855-C-630.

Specific parts service data for the Cummins engine is not contained herein and must be obtained from authorized Cummins engine dealer. Refer to Engine Parts Catalog 73144661.

All data herein appears on 945-B Microfiche P.C.A. 3.241

7 Revised	51 Revised	74A Added	109 Revised	229 No change
8 No change	52 Revised	Blank	110 No change	230 Revised
11 Revised	52A Added	75 No change	131 No change	235B Added
11A Added	Blank	76 Revised	132 Revised	236 No change
Blank	53 Revised	77 No change	133 Revised	237 Revised
12 No change	53A Added	77A Added	134 No change	238 No change
33 Revised	Blank	77B Added	137 No change	245B Added
34 No change	54 No change	78 No change	138 Revised	245C Added
39 No change	61 No change	79 Revised	139 Revised	Blank
39A Added	62 Revised	80 Revised	140 Revised	246 No change
Blank	63 Revised	81 Revised	213 No change	253 No change
40 No change	63A No change	82 Revised	214 Revised	254 Revised
Blank	65 Revised	82A Revised	225 No change	254A Revised
48 Revised	66 No change	Blank	226 Revised	254B Revised
49 Revised	67 No change	109 No change	227 Revised	254C Added
50 Revised	67A Revised	109A Revised	228 No change	Blank

THESE CHANGES ARE INCLUDED IN THIS COPY



SUPPLEMENT NO. 3

PARTS CATALOG

FORM NO. 73064395

945-B WHEEL LOADER

(11-79)

ATTENTION: Insert this sheet in the front of publication as record of receipt. Replace or add pages in the publication according to instructions below.

Additional copies of this supplement are available. Please direct your request to:
*Fiat-Allis Construction Machinery, Inc., Publications Services Dept.,
 3000 South 6th Street, Springfield, Illinois 62710 U.S.A.*

or
*Fiat-Allis M.M.T. S.p.A. - MAGAZZINO STAMPATI - Viale Torino, O
 STUPINIGI (Torino) - Italy*

Replace the following pages:

3	Revised	29	No change	47	No change
4	Revised	29A	Added	47A	Added
10A	Added	29B	Added	BLANK	
BLANK		30	Revised	48	Revised
11	Revised	32A	Added	49	Revised
12	Revised	BLANK		50	No change
13	Revised	37	Revised	55	Revised
14	Revised	38	Revised	56	Revised
15	Revised	41	No change	59	Revised
15A	Added	41A	Added	59A	Added
BLANK		41B	Added	59B	Added
16	Revised	42	Revised	60	No change
16A	Added	43	No change	67	Revised
16B	Added	43A	Added	68	Revised
23	No change	43B	Added	69	Revised
24	Revised	44	Revised	70	Revised
25	Revised	45	Revised	229	Revised
26	Revised	45A	Added	230	No change
				235	No change
				235A	Added

THESE CHANGES ARE INCLUDED IN THIS COPY

Any product change described in this publication is part of the continuing effort of Fiat-Allis to make its product responsive to customer need and is not to be construed as a field campaign. A product change may be incorporated with or without prior notice and without obligation to Fiat-Allis or its affiliates.

SUMMARY

Make the following changes: (All changes are underlined)

PAGE NO.	ITEM	PART NO.	QTY.	DESCRIPTION
19	17	74395487	2	GASKET(Change Part No. to <u>74396409</u>)
19	29	74393597	1	EYE(Change Part No. <u>74395903</u>)
22	12	74394695	1	SEAL(Change Part No. to <u>74395770</u> and Add: <u>Includes instruction sheet</u>)
28				<u>USAGE: Model 25000 Mark II engine only_(Not used with Model 6138 I engine)_</u>
32				<u>USAGE: See page 30, Model 25000 Mark II engine only_(Not used with 6138 I engine)_</u>
40				<u>USAGE: Model 25000 Mark II engine</u>
Mark original page 45 as "VOID" and insert attached supplement pages 45 and 45A.				
46				<u>USAGE: Model 25000 Mark II engine</u>
Mark original page 47 as "VOID" and insert attached supplement pages 47 and 47A				
51	10	70676086	1	ROD(<u>Model 25000 Mark II engine</u>)
51	ADD: 10	73068226	1	ROD(Model 6138 I engine)
51	11	70689018	1	ROD(<u>Model 25000 Mark II engine</u>)
51	ADD: 11	73068225	1	ROD(Model 6138 I engine)
66	11	74387418	1	ADAPTER(Change Part No. <u>74395447</u>)
73	14	74376483	6	GASKET(Change Part No. <u>74395709</u>)
74	4	74394268	1	BRACKET (<u>Model 25000 Mark II engine</u>)
74	ADD: 4	74396011	1	BRACKET(Model 6138 I engine)
76	6	70660557	1	ELBOW(<u>Loaders prior to unit no. 01817</u>)
76	ADD: 6	74395383	1	ELBOW(Loaders unit no. 01817 and up)
234				<u>USAGE: Model 25000 Mark II engine</u>
Mark original page 235 as "VOID" and insert attached supplement pages 235 and 235A				

THESE CHANGES ARE INCLUDED IN THIS COPY

ADDITIONAL PUBLICATIONS

Additional publications pertaining to this model and all other Fiatallis products are available through Fiatallis dealers. Publications are generally available in several languages. Refer to Service Publications Index Form 60407026 for all such publications.

IMPORTANT

All parts listed herein, which have no specific usage indicated, are applicable to all models. Those parts which are used only on specific models are so indicated.

Attaching parts such as bolts, nuts, rivets, screws, washers, etc., are indented immediately following the parts which they attach.

Parts indicated with a square (□) are also available in packaged sets. Refer to section titled "PACKAGED PARTS".

The terms "right" and "left" used throughout this parts catalog are determined by facing the direction of forward travel.

The engine is mounted unconventionally with the flywheel toward the front of the machine, but all engine parts are designated in respect to the engine as it would be installed in a conventional machine with the flywheel to the rear.

INSTRUCTIONS FOR ORDERING PARTS

Order parts from the dealer covering the local territory.

ALWAYS GIVE THE MODEL AND SERIAL NUMBER OF MACHINE. IF PARTS ARE FOR AN ASSEMBLY WHICH HAS A MODEL AND/OR SERIAL NUMBER (SUCH AS ENGINE ASSEMBLY, PUMP ASSEMBLY), ALSO INCLUDE THIS INFORMATION.

To obtain parts promptly, give part name and part number.

Give post office address, town, county and state where parts are to be shipped. Also specify whether material is to be shipped by freight, express or parcel post.

Confirm all telephone or telegraph orders in writing.

Parts for standard motor accessories such as generators and starting motors should be ordered from authorized Service Stations maintained by manufacturers of these units throughout the country.

No credit will be allowed on parts unless they are returned to the dealer from whom they were purchased; from there they will be returned, at the customer's expense, to the factory for inspection.

Unless claims for shortages or errors are made immediately upon receipt of goods, they will not be considered.

When broken goods are received, a full description of the damage should be made by the carrier agent on the freight bill. If this description is insisted upon, full damage can always be collected from the transportation company.

No responsibility is assumed for delay or damage to merchandise while in transit. Our responsibility ceases upon delivery of shipment to the transportation company from whom a receipt is received showing that shipment was in good condition when delivered to them; therefore, claims (if any) should be filed with the transportation company and not with Fiat-Allis.

The right is reserved to change the construction or material of any parts where it seems desirable to do so without incurring the obligation of installing such changes on units already delivered.

The information contained herein is general in nature and is not intended for specific application purposes. Fiat-Allis reserves the right to make changes in specifications shown herein, or add improvements, at any time without notice or obligation.

MODEL IDENTIFICATION

The symbol listed below is stamped in front of the model serial number on each unit.

MODEL SYMBOL	ENGINE MODEL	DESCRIPTION
945-B	25000 MKII/6138 I	Turbocharged Diesel powered engine, four wheel drive loader equipped with: power shift transmission, torque converter, planetary axles, power steering and air brakes.

RECORD YOUR SERIAL NUMBERS BELOW

LOADER SERIAL NO. _____ ENGINE SERIAL NO. 25- _____
 TRANSMISSION SERIAL NO. _____ 14- _____

SERIAL NUMBER LOCATION

LOADER SERIAL NO: On plate attached to the left front of platform.


ENGINE SERIAL NO: On plate attached to the right side of the engine block.

Effective approximately January 1979, the engine serial numbering system was changed. The old series of numbering began with the prefix #25-, with the new series of numbers beginning with the prefix #14-.


Throughout this book one must keep in mind that the #14- series numbers follow the #25- series numbers.

The first serial number in the new series begins with #14-01148.


TRANSMISSION SERIAL NO: On plate attached to the left side of the transmission housing.



T-78106
 LOADER SERIAL NUMBER



T-78107
 ENGINE SERIAL NUMBER



T-78108
 TRANSMISSION SERIAL NUMBER

MODEL SERIAL NUMBER

*SERIAL NUMBER consisting of all 8 character must always be submitted for positive identification of your machine.

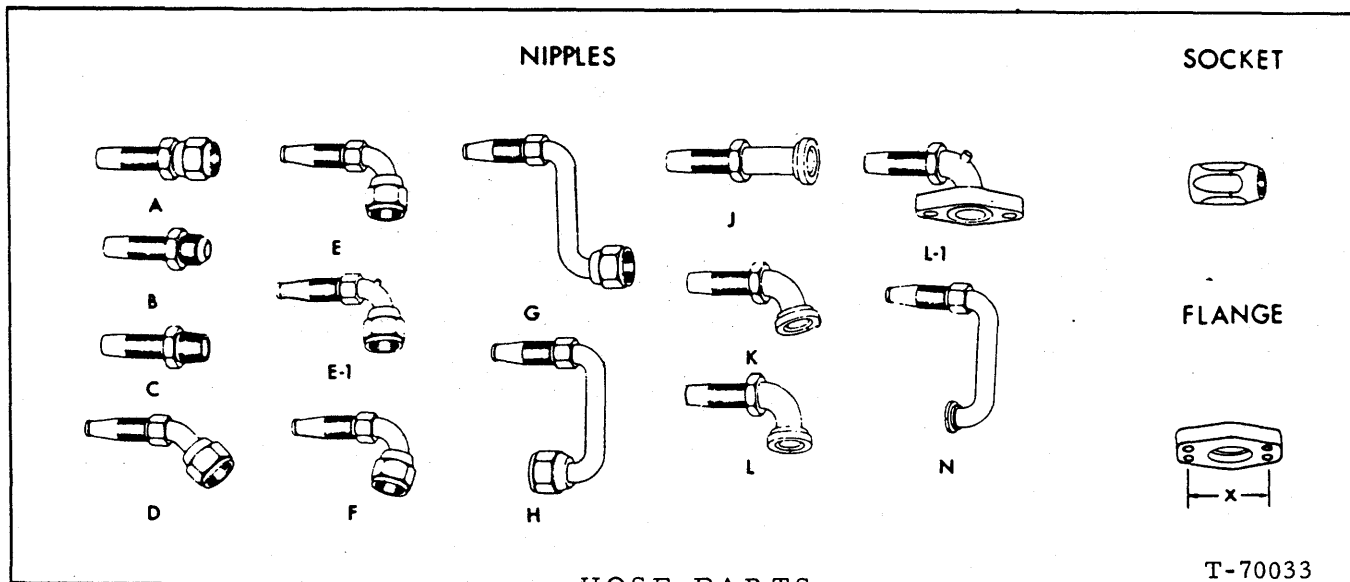
LOADER MODEL	*SERIAL NUMBER	
	PRODUCT CODE	UNIT NO.
945-B	15M	01128
945-B	77S	02101

ALPHABETICAL INDEX

Accessory Drive (Engine).....	26	Dash Light Assy.....	238
Accessory Drive (Trans.).....	102	Defroster Fan.....	245A
Air Application Valve Assy.....	142	Demand Valve Assy.....	157
Air Brake Lines.....	135,138	Differential Assy.(Front & Rear)...	116
Air Cleaner Assy.....	64	Differential Assy. No-Spin(Rear)...	119
Air Cleaner Connections.....	62	Dipstick (Engine Oil).....	39A
Air Compressor.....	148,150	Dipstick (Trans.).....	108,109A
Air Horn & Lines.....	141	Door Assy.(Cab).....	248
Air Relay Valve.....	136	Drive Shaft.....	112,114
Air Suspension Seat.....	219A	Dump Cylinder Assy.....	190
Air Tank & Lines.....	135,138	Dump Cylinder Piping.....	192
Air Tank Drain Valve.....	137	Electrical System.....	228
Alcohol Injector.....	132	Elec. System(Emergency Steering)..	242B
Alcohol Injector Assy.....	131	Elements:	
Alternator.....	234,235A	Air Cleaner.....	64
Aspirator.....	63A	Coolant.....	65
Automatic Boom Kick-Out.....	208	Fuel Filter.....	45,46,47A
Automatic Bucket Leveler.....	204	Hydraulic Tank.....	200
Axle Housing & Frame (Front).....	217	Oil Filter.....	34,36
Axle Housing & Mounting (Rear).....	115	Transmission Oil Filter.....	111
Axle Shaft & Hub (Front & Rear)....	120	Engine & Front Mounting.....	11
Back-up Alarm.....	228	Engine Breather.....	21
Batteries & Cables.....	226	Engine Control.....	50
Battery Covers.....	226	Engine Front Housing.....	28,29A
Boom.....	220	Exhaust Manifold.....	55
Boom Kick-Out.....	208	Fan.....	74,74A
Brake Air Lines.....	135,138	Fan Guard.....	76,77A
Brake Assy.(Front & Rear).....	124	Fan Hub.....	75
Bucket.....	222,224,224B	Fenders.....	213,214
Bucket Leveler.....	204	"FILTER CARE" KIT.....	10B-10J
Cab & Wiper Assy.....	246	Filters:	
Cab Sound Suppression.....	243	Coolant.....	65
Camshaft.....	24	Engine Oil.....	33,34,36,37A
Canopy.....	251	Fuel Filter.....	45,46,47A
Charging Oil Pump.....	103	Hydraulic Oil.....	176
Clutch Cut-Off Valve.....	140	Hydraulic Tank.....	200
Cold Weather Starting Aid.....	53	Transmission Oil.....	110,110A,111
Compressor & Mounting (Freon)....	245B	Flex Disk & Converter Drive.....	82
Compressor Assy.....	148,150	Flood Light Group.....	245
Compressor Lines.....	146,147A	Flywheel.....	23
Controls:		Flywheel Housing.....	22
Bucket & Boom.....	195,196B	Forward Clutch & Planetary.....	94
Engine.....	50	Frame.....	216
Parking Brake.....	128	Front Air Brake Lines.....	135
Transmission.....	106	Front Housing.....	28,29A
Control Valve Assy.(Hyd.)..	181C,182,185	Fuel Filter.....	45,46,47A
Control Valve Assy.(Trans.).....	104	Fuel Injection Lines.....	42,43A
Coolant Filter & Lines.....	65	Fuel Injection Pump.....	40,41A
Coolant Heater.....	54	Fuel Tank & Lines.....	48
Coolant Pump.....	68	Gauges.....	236
Counterweight.....	197	Governor(Air Compressor).....	151
Cowl.....	214	Hand Rails.....	213
Crankshaft.....	16,17A	Heat Exchangers.....	66,67A
Crankshaft Pulley.....	16,17A	Heater(Cab).....	254,254A
Cylinder Block.....	12	Heavy Duty Filter Lines.....	33
Cylinder Head.....	18	High Range Clutch & Trans. Drive....	96
Cylinders:		Hood.....	214
Dump.....	190	Hose Parts.....	6
Lift.....	188	Hour Meter.....	228
Parking Brake.....	130	Hydraulic Controls.....	194,196A
Steering.....	158	Hydraulic Filter & Piping Group....	175
		Hydraulic Oil Cooler.....	198

ALPHABETICAL INDEX

Hydraulic Pump & Valve Piping.....	172	Reverse Clutch & Planetary.....	92
Hydraulic Pump Assy.....	178,179A	Seat & Mounting.....	218,219A
Hydraulic Tank.....	200	Seat Belt.....	219
Injection Nozzle Lines.....	42,43A	Shaft & Hub.....	120
Injection Pump.....	40,41A	Side Panels.....	211
Instrument Panel & Gauges.....	236	Starter.....	233
Instrument Panel & Wires.....	240,244	Starting Aid(Cold Weather).....	53
Instrument Panel & Wiring(ROPS)....	244	Steering Cylinder.....	158
Instrument Panel Cover & Light.....	238	Steering Demand Valve.....	157
Intake Manifold & Lines.....	56	Steering Gear Assy.....	168
Ladder, Handrails & Fenders.....	213	Steering Gear Linkage.....	166
Lift Cylinder Assy.....	188	Steering Hyd.(Cylinder Section)....	152
Lift Cylinder Piping.....	186	Steering Hyd.(Emergency).....	242
Light Assy.....	231,232	Steering Hyd.(Pump & Valve).....	160
Light, Cab Interior.....	244	Steering Pump.....	164,165A
Linkage Group.....	220	Steering Valve Assy.....	154
Logger Piping Group.....	193A	Sun Visor.....	251B
Low Range Clutch & Transfer Drive....	98	Tail Light Assy.....	232
Lube Oil Filter.....	34,36	Tandem Steering Pump.....	164
Manifolds:		Timing Gear Housing.....	28,29A
Air.....	138	Tires.....	225
Exhaust.....	55	Transmission Assy.....	80
Intake.....	56	Transmission Charging Oil Pump....	103
Mirror, Rear View.....	251A	Transmission Control.....	106
Motor(Emergency Steering Pump)....	242D	Transmission Control Valve.....	104
Muffler.....	52,52A	Transmission Cooling Lines & Dipstick.....	108,109A
No-Spin Differential(Rear Axle)....	119	Transmission Filter.....	110,110A,111
Nozzle Holder Assy.....	44	Transmission Hoses.....	108,109A
Numerical Index.....	260	Transmission Housing & Covers.....	90
Oil Cooler(Hydraulic).....	198	Tools.....	258
Oil Pan.....	38	Torque Converter.....	84,85A
Oil Pump.....	32,32A	Torque Converter Housing.....	86
Oil Pump Lines.....	30	Turbine Drive Gear & Freewheel.....	88
Output Shaft.....	100	Turbocharger Assy.....	60
Packaged Parts.....	8	Turbocharger Connections.....	58
Painting & Marking.....	255	Undercarriage Guard.....	193C
Parking Brake Assy.....	126	Valves:	
Parking Brake Control.....	128	Air Application.....	143
Parking Brake Cylinder.....	130	Air Tank Drain.....	137
Pilot Control Valve Assy.....	180,181A	Clutch Cut-Off.....	140
Pilot Control Valve Piping....	170,171A	Control Hydraulic.....	181C,182,185
Pilot Regulating Valve.....	177	Control Steering.....	154
Piston & Connecting Rod.....	15,15A	Demand.....	157
Platform.....	214	Pilot Control.....	180,181A
Power Steering Pump.....	164	Pilot Regulating.....	177
Pumps:		Quick Relay.....	136
Coolant.....	69	Transmission.....	104
Engine Oil.....	32,32A	Valve Operating Mechanism.....	24
Hydraulic Main.....	178,179A	Vandalism Protection Parts.....	256
Injection.....	40,41A	Water Inlet Manifold.....	66,67A
Steering.....	164,165A,242D	Water Outlet Manifold.....	72
Transmission Charging Oil.....	103	Water Pump.....	68
Quick Relay Valve Assy.....	136	Water Separator.....	45A
Radiator & Fan Guard.....	76,77A	Wheel.....	225
Radiator Assy.....	78	Window, slide.....	249A
Radiator Support.....	214	Windshield Washer.....	251B
Rear Air Brake Lines.....	138	Wiper Group.....	252
Rear Window(Cab).....	250		
Regulator(Voltage).....	228		



NOTE: Refer to left hand column for identity of original hose. Hose is crimped-type (fitting not re-usable) unless otherwise noted. Equivalent hose assembly may be constructed from data indicated.

ORIGINAL HOSE ASSY NUMBER	BULK HOSE (25' roll)	HOSE LENGTH (inches)	NIPPLE (#1 end)		NIPPLE (#2 end)		SOCKET both ends		
			ASSY. NO. (w/socket)	NIPPLE only	ASSY. NO. (w/socket)	NIPPLE only			
70675105	70922345	54-7/8		70919081	E	70920303	A	70919076	
70676063	70921335	75-1/2	70925735		A	70925735	A		
△70673676	70920731	42-1/2		70924630	J		70924172	K	70922391
70682027	70920720	12-5/8	70920805		A	70920805	A		
70684886	70928126	59-1/2		70928109	E		70928099	A	70928087
70684887	70928126	61-1/4		70928109	E		70928099	A	70928087
70684888	70928126	57-1/4		70928109	E		70928099	A	70928087
70688910	70919474	39-1/2		70919473	E		70921046	A	70919469
70689183	70920221	47-1/2		70920344	A		70921042	E	70919281
70689185	70926724	66-5/8			A	70928505	A		
70689314	70919474	60-1/2		70919473	E		70921046	A	70919469
*70689817	70920733	34		70930256	J		70930256	J	70923275
70689818	70920733	50		70930256	J		70930257	K	70923275
74393684	70928126	39-1/2		70928099	A		70928331	L	70928087
74393686	70928126	30-1/4		70929123	K		70928331	L	70928087
74393688	70928126	25		70928099	A		70928099	A	70928087
74394398	70928120	14-3/4		70930348	E		70928094	A	70928082
73062469	70920221	26-7/16		70920344	A		70920344	A	70919281
73062470	70920221	40-1/4		70919277	E		70919277	E	70919281
74393692	70928123	16-3/4		70928107	E		70928097	A	70928085
74393694	70928123	17-1/2		70928107	E		70928097	A	70928085

* Includes 27" of hose guard 70927480
 △Includes 37-3/4" of hose guard 70935172 (25 ft. roll)

(Revised May 1980)

ORIGINAL HOSE ASSY. NUMBER	BULK HOSE (25' roll)	HOSE LENGTH (inches)	NIPPLE (No. 1 end)			NIPPLE (No. 2 end)			SOCKET, both ends
			ASSY. NO. (w/socket)	NIPPLE only		ASSY. NO. (w/socket)	NIPPLE only		
70684876	70931159	41-7/8		70933677	J		70933677	J	70920973
*70684877	70931159	39-3/8		70933677	J		70933167	J	70920973
Δ70684878	70931160	42-3/8		70931234	J		70933678	K	70931162
70684879	70931159	26-3/8		70931167	J		70933419	-K	70920973
o70684881	70931159	41-1/4		70933680	L		70933680	L	70920973
70684882	70931160	32-1/2		70931234	J		70933679	K	70931162
70684883	70931158	49		70929878	J		70928571	K	70920975
†70684884	70931158	28-1/4		70928571	K		70933676	L	70920975
70686475	70931158	56-7/8		70921513	L		70922894	L	70920975
70686478	70931158	64-3/8		70921513	L		70922894	L	70920975
70690488	70931159	24-3/4		70933677	J		70933419	K	70920973
73065707	70928126	73-5/16		70928109	E		70928099	A	70928087
73065710	70928126	49-33/64		70928099	A		70928099	A	70928087
73072888	70920720	16-37/64	70920805		A	70920802		A	
73058833	70928115	32-3/8		70928096	A		70928096	A	70928084
73133994	70935540	38	70920849	70920302	A	70920849	70920302	A	70919075
73142239	70930444	57-7/8		70920303	A		70919081	E	70919076
73144407	70932836	47-3/4		70927285	A		70919473	E	70919469

* Includes 35-1/2" of hose guard 70933681
Δ Includes 37" of hose guard 70933682
o Includes 13" of hose guard 70933681
† Includes 24-7/8" of hose guard 70932689

(Revised October 1983)

PACKAGED PARTS

PACKAGE NO.	DESCRIPTION	
73048750	REPAIR KIT, alcohol injector (See page 131)	
73056488	REPAIR KIT, dump cylinder (See page 190)	
73062349	REPAIR KIT, lift cylinder (See page 188)	
73056489	REPAIR KIT, steering cylinder (See page 158)	
70688689	REPAIR KIT, service brake (See page 124)	
73048402	REPAIR KIT, air application valve (See page 142)	
73055085	LINING KIT (See page 126)	
73064355	DECAL KIT (See page 255)	
74394053	RING SET, piston (See page 15)	
74394451	REPAIR KIT, water pump (See page 69)	
73062193	SEAL AND GASKET KIT, transmission (Also order 1 PLASTIC SEALANT - 70927939)	
	1	70194585 RING
	2	70194679 SEAL, oil
	2	70924944 NUT
	24	73021041 NUT
	1	73067517 GASKET
	1	73021058 RING, seal
	1	73076132 SEAL, oil
	1	73035714 RING
	1	73035745 RING, seal
	1	73063376 SEAL, oil
	1	73042146 KIT, seal and expander
	8	73044460 TAB, locking
	3	73044474 GASKET
	1	73044485 GASKET
	2	73044489 GASKET
	2	73070598 RING, seal
	1	73047698 GASKET
	1	73047701 KIT, seal and expander
	1	73047720 KIT, seal and expander
	2	73047724 RING, seal
	1	73047741 GASKET
	1	73048782 GASKET
	1	73058793 RING, seal
	1	73062025 RING, seal
	1	73062026 RING, seal
	2	73062027 RING, seal
	1	73062031 GASKET
	1	73062032 GASKET
	2	73062043 O-RING
	1	73062051 RING, seal
	1	73062067 RING, seal
	1	73062134 SEAL
	1	73069421 GASKET, sump cover
74387007	GASKET SET, turbocharger mounting (See page 58)	
74395438	GASKET SET, engine cylinder head	
	8	74254873 WASHER, rocker cover capscrew
	8	74255956 SLEEVE, fuel line (rubber)

PACKAGED PARTS (Continued)

PACKAGE NO.	DESCRIPTION
74395438 (Cont'd)	1 74361551 GASKET, air intake elbow
	6 74376483 GASKET, water manifold
	1 74376520 GASKET, thermostat housing cover
	6 74378031 GASKET, nozzle
	1 74386137 GASKET, thermostat by-pass tube
	12 74387697 GASKET, intake and exhaust manifold
	2 74389961 GASKET, cylinder head cover (upper)
	2 74395487 GASKET ASSY., cylinder head (Includes instruction sheet)
	1 74391707 GASKET, air inlet
	1 74395425 GASKET, manifold connecting
	2 74393989 GASKET, cylinder head cover (lower)
74396006	GASKET KIT, intermediate, engine cylinder block (Does not include cylinder head or pan gaskets)
	2 70667252 GASKET, drain plug
	8 70923379 O-RING, water tube
	1 70923575 O-RING, idler pin
	3 70923590 O-RING, cover plate
	8 70923645 O-RING, injection pump line
	2 70923651 O-RING, bonnet tube
	2 70923810 O-RING, dowel
	1 70923813 O-RING, idler gear pin
	5 70923934 O-RING
	1 70923935 O-RING, water pump flange
	1 70923936 O-RING, cam
	1 70923950 O-RING, idler support mounting
	12 70925612 O-RING, water inlet manifold
	1 70924142 O-RING, pump adapter
	5 70928302 O-RING, heat exchanger/oil filter
	2 74113897 GASKET, cap nut
	4 74119937 GASKET, plugging capscrew
	2 74255513 O-RING, oil filter
	14 74255631 O-RING, oil cooler
	4 74255665 O-RING, fuel pump bracket
	2 74255781 O-RING, heat exchanger elbow
	1 74255898 O-RING
	1 74255904 O-RING
	1 74255912 O-RING, flywheel
	1 74310257 GASKET, oil filler pipe
	1 74336897 O-RING, flywheel housing
	1 74361740 GASKET, idler support (Engine prior to S/N 25-06402)
	1 74367090 GASKET, tachometer hole nut
	1 74371027 GASKET, gear housing hole cover
	2 74371160 GASKET, heat exchanger
	1 74371289 GASKET, oil pan cover
	3 74371345 GASKET, oil tube
	1 74371742 GASKET, cover
	1 74376398 GASKET, water pump
	1 74376603 GASKET, accessory drive
	1 74376609 GASKET, gear housing cover

(Continued)

(Revised April 1982)

PACKAGED PARTS (Continued)

PACKAGE NO.	DESCRIPTION
74396006 (Cont'd)	7 74376749 WASHER, push rod cover capscrew
	2 74377120 GASKET, push rod cover
	2 74378112 GASKET, lower by-pass flange
	1 74379070 SEAL, oil pan
	1 74385317 GASKET, water manifold
	1 74385320 GASKET, bonnet
	1 74386223 GASKET, bonnet
	1 74386495 GASKET, water and oil manifold, lower
	1 74386856 GASKET, heat exchanger
	1 74387525 GASKET, cover
	1 74389291 GASKET, water and oil manifold, up
	1 74389635 GASKET
	1 74389676 GASKET, heat exchanger
	1 74389678 GASKET, heat exchanger
	3 74389782 GASKET, oil tube
	1 74390432 GASKET, housing cover
	4 74393359 GASKET, oil lines
	1 74394673 GASKET, timing hole cover
	1 74396000 GASKET, timing gear housing cover
	1 74395999 GASKET, timing gear housing
	1 74660423 GASKET, oil line
	1 74660492 GASKET, gear housing

74396647

PISTON AND SLEEVE KIT (Engines S/N 25-04576 and up. Also 6138I engines)(Replace in sets on all 25000 MKII engines and 6138I engines prior to S/N 14-02471)

1 74061528 SLEEVE
1 74396638 PISTON ASSY.

(Revised April 1982)

PACKAGE PARTS (Continued)

73073737

LOOSE PARTS KIT, engine (Used to adapt Model 6138 I engine to units originally equipped with Model 25000 Mark II engine)

6	70023633	LOCKWIRE
2	70067884	HOSE
1	70080809	HANGER
1	70089107	CLAMP
1	70089894	DRAIN COCK
1	70092652	HOSE
1	70158613	LOCKWIRE
1	70631573	GASKET
2	70654565	HOSE
4	70677008	WASHER
4	70686384	BALL JOINT
8	70910267	NUT
1	70910325	NUT
1	70914394	LUBE FITTING (vented)
2	70916589	LOCKNUT
2	70920582	CAPSCREW
1	70921556	CAPSCREW
4	70921565	CAPSCREW
4	70921914	CLAMP
4	70922199	CLAMP
1	70922863	COUPLING
2	70925617	CLIP
1	70925839	ELBOW
1	70927324	CAPSCREW
50CC	70927939	PLASTIC SEALANT
1	70928799	CONNECTOR
1	70929665	CLIP
1	70929719	CLAMP
2	70933330	CAPSCREW
1	73068225	ROD
1	73068226	ROD
1	73070233	BRACKET
1	73070236	BRACE
1	73070532	SPACER
1	73073736	INSTALLATION INSTRUCTIONS
1	74040302	GASKET

(Added November 1979)

"FILTER CARE" KIT
MODEL: 945B (WITH 25000 MK II ENGINE)

250 HOUR KIT

PART NUMBER: 75124710

<u>QUANTITY</u>	<u>PART NUMBER</u>	<u>DESCRIPTION</u>
1	70921349	O'RING OIL PAN DRAIN
1	70667252	GASKET
1	70923663	O'RING OIL PAN DRAIN
1	74059343	LUBE OIL FILTER
2	74395889	LUBE OIL FILTER

"FILTER CARE" KIT

MODEL: 945B (WITH 25000 MK II ENGINE)

500 HOUR KIT

PART NUMBER: 75124716

<u>QUANTITY</u>	<u>PART NUMBER</u>	<u>DESCRIPTION</u>
1	70921349	O'RING
1	70667252	GASKET
1	70923663	O'RING
1	74059343	LUBE OIL FILTER
2	74395889	LUBE OIL FILTER
2	70663977	GASKET
2	70923579	O'RING
2	70923951	O'RING
2	70924146	O'RING
2	70666423	CONNECTOR
2	75120378	INSTRUCTION SHEET
2	74028945	FUEL FILTER
1	74394407	FUEL FILTER
1	74393504	COOLANT FILTER
4	70666421	ELEMENT HYDRAULIC
2	74394335	FUEL FILTER KIT

"FILTER CARE" KIT

MODEL: 945B (WITH 25000 MK II ENGINE)

1000 HOUR KIT

PART NUMBER: 75124717

<u>QUANTITY</u>	<u>PART NUMBER</u>	<u>DESCRIPTION</u>
1	70921349	O'RING
1	70667252	GASKET
1	70923663	O'RING
1	74059343	LUBE OIL FILTER
2	74395889	LUBE OIL FILTER
2	70663977	GASKET
2	70923579	O'RING
2	70923951	O'RING
2	70924146	O'RING
2	70666423	CONNECTOR
2	75120378	INSTRUCTION SHEET
2	74028945	FUEL FILTER
1	74394407	FUEL FILTER
1	74393504	COOLANT FILTER
4	70666421	ELEMENT HYDRAULIC
2	74394335	FUEL FILTER KIT
1	70923816	O'RING HYDRAULIC SUCTION FILTER
1	70923594	O'RING HYDRAULIC SUCTION FILTER
1	73067517	GASKET TRANSMISSION STRAINER
1	70659387	AIR FILTER- PRIMARY
2	70669434	TRANSMISSION FILTER
1	70679513	HYDRAULIC FILTER
1	70197588	AIR FILTER - SAFETY

NOTE: Clean and reuse:

73062052 Transmission Suction Strainer

70664960 Hydraulic Tank Suction Filter

"FILTER CARE" KIT

MODEL: 945B (6138I ENGINE PRIOR TO S/N 14-03563

250 HOUR KIT

PART NUMBER: 75124710

<u>QUANTITY</u>	<u>PART NUMBER</u>	<u>DESCRIPTION</u>
1	70921349	O'RING OIL PAN DRAIN
1	70667252	GASKET OIL PAN DRAIN
1	70923663	O'RING OIL PAN DRAIN
1	74059343	LUBE OIL FILTER
2	74395889	LUBE OIL FILTER