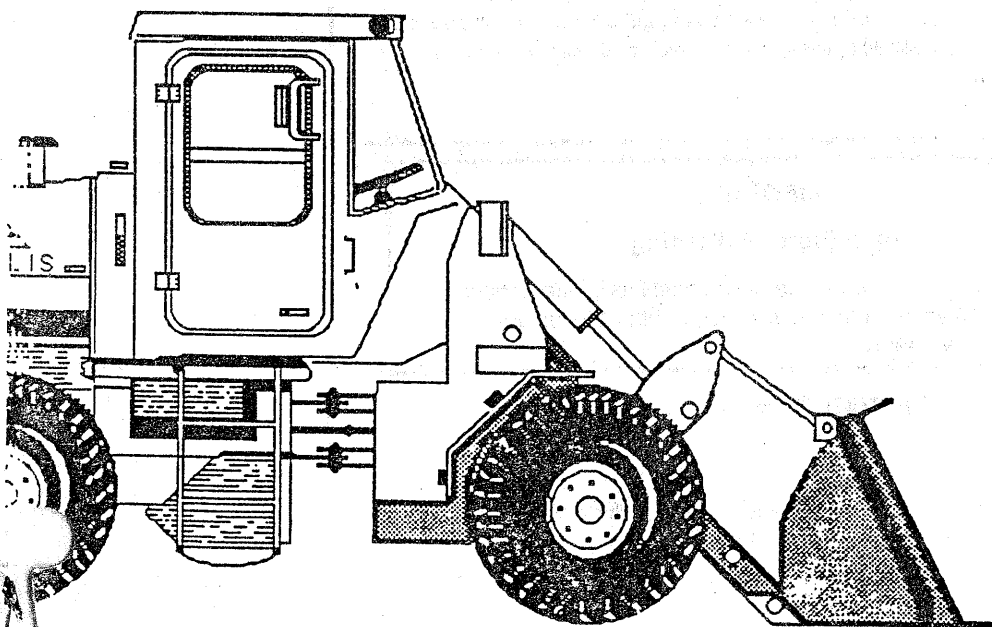




745C

WHEEL LOADER

Parts Catalog



73067349

Form No 3067349
REPRINT 1-00

AVOID ACCIDENTS

Most accidents, whether they occur in industry, on the farm, at home or on the highway, are caused by the failure of some individual to follow simple and fundamental safety rules or precautions. For this reason **MOST ACCIDENTS CAN BE PREVENTED** by recognizing the real cause and doing something about it before the accident occurs.

Regardless of the care used in the design and construction of any type of equipment there are conditions that cannot be completely safeguarded against without interfering with reasonable accessibility and efficient operation.

A careful operator is the best insurance against an accident.

The complete observance of one simple rule would prevent many thousand serious injuries each year.

That rule is:

Never attempt to clean, oil or adjust a machine while it is in motion.

WARNING

On machines having hydraulically, mechanically, and/or cable controlled equipment (such as shovels, loaders, dozers, scrapers, etc.) be certain the equipment is lowered to the ground before servicing, adjusting and/or repairing. If it is necessary to have the hydraulically, mechanically, and/or cable controlled equipment partially or fully raised to gain access to certain items, be sure the equipment is suitably supported by means other than the hydraulic lift cylinders, cable and/or mechanical devices used for controlling the equipment.

CALIFORNIA

Proposition 65 Warning

Diesel engine exhaust and some of its constituents are known to the State of California to cause cancer, birth defects, and other reproductive harm.

COPYRIGHT BY FIATALLIS

All rights reserved. Reproduction of text and illustrations in whole or in part, is strictly prohibited.

745-C

wheel loader

parts catalog

S/N 64M03651-UP

S/N 22Y03651-UP

Form 73067349 English



WARNING

STUDY THE OPERATION AND MAINTENANCE
INSTRUCTION MANUAL THROUGH BEFORE STARTING,
OPERATING, MAINTAINING, FUELING OR SERVICING THIS
MACHINE.

Fiatallis is not responsible for any liability arising from any damage resulting from defects caused by parts and/or components not approved by Fiatallis for use in maintaining and/or repairing products manufactured or merchandized by Fiatallis.

In any case, no warranty of any kind is made or shall be imposed with respect to products manufactured or merchandized by Fiatallis when failures are caused by the use of parts and/or components not approved by Fiatallis.

1948

1. The first part of the report deals with the general situation of the country and the progress of the work during the year. It is divided into two main sections: the first section deals with the general situation and the second section deals with the progress of the work.

2. The general situation of the country is described in the first section. It is noted that the country has made considerable progress in the field of industry and commerce during the year. The production of goods has increased and the trade has expanded. The government has also taken steps to improve the living standards of the people and to promote the development of the country.

3. The progress of the work is described in the second section. It is noted that the work has been carried out in accordance with the plan and that the objectives have been largely achieved. The work has been carried out in a systematic and organized manner and the results have been satisfactory.

4. The report concludes with a summary of the work done during the year and a statement of the objectives for the next year. It is noted that the work has been carried out in a systematic and organized manner and the results have been satisfactory. The objectives for the next year are to continue to improve the living standards of the people and to promote the development of the country.

ADDITIONAL PUBLICATIONS AVAILABLE

FOR

MODEL 745-C WHEEL LOADER (Series 64M and 22Y)

Consult your Fiat-Allis Construction Machinery dealer for other service manuals available for your unit. See Technical Publications Index (Form 70658800) for all available publications. Technical Publication Index (Form 70658800) is available FREE from your dealer.

DESCRIPTION	FORM NO.					
	ENGLISH	ESPAÑOL (Spanish)	PORTUGUES (Portuguese)	FRANCAIS (French)	DEUTSCH (German)	ITALIANO (Italian)
<u>Parts Catalogs</u>						
Cab Glass	70698502
Injection Pump Roosa	73112988
Loader	73067349
Operation & Maintenance Instruction Manual --	73067452	73068795	73068791
<u>Service Manuals</u>						
Axles & Drive Shafts ..	73069218	73062536	73062539
Brakes & Air System ---	73069219	73062538	73062537	73063302
Bucket & Chassis	73055458	73061830	73061843	73063294	73063281
Electrical System	73063024	73061840	73061853	73063304	73063291
Engine	70645121	70650412
Fuel Injection Nozzle ---	70682797
Fuel Injection Pump Roosa	73111954
Loader Hydraulic System	73059681	73061829	73061842	73063293	73063280
Power Steering System --	73055601	73061839	73061852	73063303	73063290
Transmission and Torque Converter --	73062168	73061837	73061850	73063301	73063288
Turbocharger	70677064	70678570	70678727
Service Manual Set	73069612

IMPORATANT

Attaching parts such as bolts, nuts, rivets, screws, washers, etc., are indented immediately following the parts which they attach.

Parts indicated with a square () are also available in packaged sets. Refer to section titled "PACKAGED PARTS".

The terms "right" and "left" used throughout this parts catalog are determined by facing the direction of forward travel.

The engine is mounted unconventionally with the flywheel toward the front of the machine, but all engine parts are designated in respect to the engine as it would be installed in a conventional machine with the flywheel to the rear.

INSTRUCTIONS FOR ORDERING PARTS

Order parts from the dealer covering the local territory.

ALWAYS GIVE THE MODEL AND SERIAL NUMBER OF MACHINE. IF PARTS ARE FOR AN ASSEMBLY WHICH HAS A MODEL AND/OR SERIAL NUMBER (SUCH AS ENGINE ASSEMBLY, PUMP ASSEMBLY), ALSO INCLUDE THIS INFORMATION.

To obtain parts promptly, give part name and part number.

Give post office address, town, county and state where parts are to be shipped. Also specify whether material is to be shipped by freight or parcel post.

Confirm all telephone or telegraph orders in writing.

No credit will be allowed on parts unless they are returned to the dealer from whom they were purchased; from there they will be returned, at the customer's expense, to the factory for inspection.

Unless claims for shortages or errors are made immediately upon receipt of goods, they will not be considered.

When broken goods are received, a full description of the damage should be made by the carrier agent on the freight bill. If this description is insisted upon, full damage can always be collected from the transportation company.

No responsibility is assumed for delay or damage to merchandise while in transit. Our responsibility ceases upon delivery of shipment to the transportation company from whom a receipt is received showing that shipment was in good condition when delivered to them; therefore, claims (if any) should be filed with the transportation company and not with Fiat-Allis.

The right is reserved to change the construction or material of any parts where it seems desirable to do so without incurring the obligation of installing such changes on units already delivered.

The information contained herein is general in nature and is not intended for specific application purposes. Fiat-Allis reserves the right to make changes in specifications shown herein or add improvements, at any time without notice or obligation.

MODEL IDENTIFICATION

MODEL SYMBOL	ENGINE MODEL	DESCRIPTION
745-C	11000 MKII (Wheel Loaders prior to approx. Jan., 1979)	Turbocharged Diesel powered engine, four wheel drive loader equipped with: powershift transmission, torque converter, planetary axles, power steering and power brakes.
	685T (Wheel Loaders effective approx. Jan., 1979)	

SERIAL NUMBER LOCATIONS

LOADER SERIAL NO.: On plate attached to left side of platform.

ENGINE SERIAL NO.: On plate attached to the right hand side of the engine block.

TRANSMISSION SERIAL NO.: On plate attached to the left side of the transmission housing.

AXLE SERIAL NO.: On plate attached to the axle housing.

RECORD YOUR SERIAL NUMBERS BELOW

WHEEL LOADER SERIAL NO. _____

ENGINE SERIAL NO. _____

TRANSMISSION SERIAL NO. _____

AXLE SERIAL NO.:

Front: _____

Rear: _____

MODEL SERIAL NUMBER

SERIAL NO. consisting of all 8 characters must always be submitted for positive identification of your machine.

LOADER MODEL	SERIAL NO.	
	PRODUCT CODE	UNIT NO.
745-C	64M	03651
(Example)	22Y	03651

ALPHABETICAL INDEX

A

Accessory Drive	90
Air Application Valve Assy.	134
Air Brake Lines	128
Air Cleaner:	
Assembly	66
Connections	64
Indicator	64
Air Compressor Assy.	53
Air Horn Assy.	127
Air Horn and Lines	126
Air Tank Drain Valve	133
Air Tank and Lines	131
Alcohol Injector and Lines	137
Alcohol Injector Assy.	138
Alternator	232
Alternator and Mounting	233
Automatic Boom Kickout	197, 200
Automatic Bucket Leveler	204, 208
Axle Assy. and Mounting	108
Axle Disconnect Control	94

B

Back up Alarm	229
Batteries and Cables	239
Battery Covers	238
Brake Reservoir Assy.	124
Boom	212
Boom Kickout (hydraulic)	200
Boom Kickout (single lever control) ...	197
Brake Air Lines	128
Brake Head Assy. (front & rear)	116
Brake Assy. (parking)	96
Brake Hydraulic Lines (front)	118
Brake Hydraulic Lines (rear)	120
Breather:	
Brake Reservoir	125
Engine	19
Transmission	80
Bucket (general purpose)	193
Bucket (multipurpose)	189
Bucket Cylinder Assy.	195

Bucket Hydraulics	191
Bucket Leveler	204
Bucket Leveler (single lever control) ...	208
Bucket Level and Position Indicator	196
Bucket Teeth	189, 193

C

Cab Heater	256
Cab and Wiper Assy.	246
Camshaft	23
Canopy Assy. (ROPS)	258
Charging Oil Pump	91
Clutch Cut-Off Valve	121
Cold Weather Start	63
Compressor and Lines	51
Compressor Assembly	53
Controls:	
Bucket & Boom	182, 185, 187
Engine	67
Parking Brake	98
Rear Axle Disconnect	94
Transmission	100
Control Valve Assy. (hydraulic)	170
Control Valve Assy. (transmission)	92
Cowl and Platform	214
Counterweight	220, 222, 223
Coolant Filter and Lines	42
Crankshaft	16
Crankshaft Pulley	15
Cutting Edge	193
Cylinders:	
Bucket (multipurpose bucket)	195
Dump	161
Master	197, 200, 204, 208
Lift	165
Slave	197, 200, 204, 208
Steering	146
Cylinder Block	13
Cylinder Head	20

D

Dash Light Assy.	234
Demand Valve Assy.	150

ALPHABETICAL INDEX

Defroster Fan, Instrument Panel and Wiring	250	Flex Disc and Converter Drive	23
Differential Assy. (front and rear)	112	Flood Light	229, 235
Differential No-Spin	111	Flywheel and Housing	22
Door Assy. (ROPS CAB)	248	Forward Clutch and Planetary	82
Drain Valve	133	Frame (front and rear)	220
Drive Shaft Group (front)	105	Front Piping	176
Drive Shaft (rear)	107	Fuel Filter	48
Dump Cylinder Assy.	161	Fuel Injection Pump	43
Dump Cylinder Piping	159	Fuel Injection Return Lines	46
Dipstick:		Fuel Tank and Lines	68
Engine	30	Fuel Filter and Lines	48
Fuel Tank	68		
Transmission	104	G	

E

Electrical System	229
Elements:	
Air Cleaner	66
Fuel Filter	48
Hydraulic Tank	168
Oil Filter	32, 34
Transmission Oil Filter	103
Emergency Brake Control Group	139
Emergency Brake Control Valve Assy. ..	140
Emergency Steering Group	178
Emergency Steering Motor and Pump ..	181
Engine Breather	19
Engine Controls	67
Engine and Front Mounting	12
Engine Oil Pump	29
Engine Water Heater	61b
Exhaust Manifold	38
Engine Air Heater	38B

F

Fan and Hub Assy.	60, 61, 61a
Fenders	218
"FILTER CARE" KIT	11A, B, C
Filters:	
Air	66
Engine Oil	32, 34
Fuel	48
Hydraulic Tank	168
Transmission Oil	103
Water	42

G

Governor Assy.	55
---------------------	----

H

Hand Primer Pump	50
Head Light	229, 235
Heat Exchangers	36
Heater Cab	256
High Output Alternator	233
Hood	218
Hose Parts	8
High Range Clutch & Transfer Drive Gear ..	86
Hour Meter	229
Horn	127
Hydraulic Controls:	
Single Lever	182
2-Spool	185
3-Spool	187
Hydraulic Oil Cooler and Piping	174
Hydraulic Piping (front-3rd spool)	176
Hydraulic Pump Assy.	157
Hydraulic Pump and Valve Piping	154
Hydraulic Tank	168

I

Injection Nozzles and Lines	44
Injection Nozzle Parts	49
Injection Pump	43
Instrument Panel Cover (Vandalism Protection)	245
Instrument Panel and Gauges	241

ALPHABETICAL INDEX

Instrument Panel Electrical Components ..	243
Instruments & Wiring (ROPS CAB)	250
Intake Manifold	38, 38a

L

Ladder (right side)	217
Ladder, Handrail and Fenders	216
Lift Cylinder Assy.	165
Lift Cylinder Piping	163
Lighting:	
Cab	235
Dash	234
Flood	229, 235
Head	229, 235
Low Air Warning	243
Tail	237
Turn Signal	252
Light Assy.	235
Light Switch	243
Linkage Group	212
Lube Oil Filter	32, 34

M

Manifold - Intake and Exhaust	38
Manifold, Water Outlet	40
Mirror, Rear View	256c
Muffler	62
Multipurpose Bucket	189
Multipurpose Bucket Hydraulics	191

N

Noise Suppression	224
No-Spin Differential	111
Nozzle Holder Assy.	49

O

Oil Cooler:	
Engine	36

Hydraulic	174
Torque Converter	36
Oil Pan	30
Oil Pump Assy.	29
Oil Pump Lines	27
Output Shaft & Axle Disconnect	88

P

Packaged Parts	9
Painting and Marking	261
Parking Brake Assy.	96
Parking Brake Control	98
Platform	214
Piston and Connecting Rod	18
Power Steering Pump	151
Power Take-Off	90
Pressure Converter Assy.	122
Pumps:	
Engine Oil	29
Hand Primer	50
Hydraulic	157
Injection	43
Steering	151
Transmission Charging Oil	91
Water	39

R

Radiator Assy.	71
Radiator, Hoses & Fan Guard	70
Radiator Support, Hood and Fenders ...	218
Rear Axle Disconnect	94
Rear Panel Assy. (ROPS CAB)	257
Reservoir Assy. (brake)	124
Reverse Clutch & Planetary	84

S

Seat and Mounting	226
Seat Belts	227
Shaft and Hub (front & rear axle)	114
Side Panels	228

ALPHABETICAL INDEX

Sight Gauge Assy.	167
Sound Suppression	224
Starter	236
Starting Primer System	63
Steering Cylinder & Mounting Pins	146
Steering Cylinder Assy.	146
Steering Gear Assy.	143
Steering Gear Linkage	141
Steering Hydraulics (pump & valve)	148
Steering Hydraulics (cylinder section)	145
Steering Valve Assy.	152
Steering Pump Assy.	151

T

Taillight Assy.	237
Tank:	
Air	131
Fuel	68
Hydraulic	168
Throttle Pedal	61
Timing Gear Housing	25
Tire and Wheel	211
Tire Inflation Kit	136
Torque Converter	74
Torque Converter Housing	76
Transmission Assy.	72
Transmission Charging Oil Pump	91
Transmission Control	100
Transmission Control Valve	92
Transmission Cooling Lines	104
Transmission Dipstick	104
Transmission Filter	103
Transmission Filter and Mounting	102
Transmission Housing & Cover	80
Transmission Shift Linkage	100
Tools	259
Turbine Drive Gear & Freewheel Unit	78
Turbocharger Assy.	58
Turbocharger Connections	56
Turn Signals	252

U

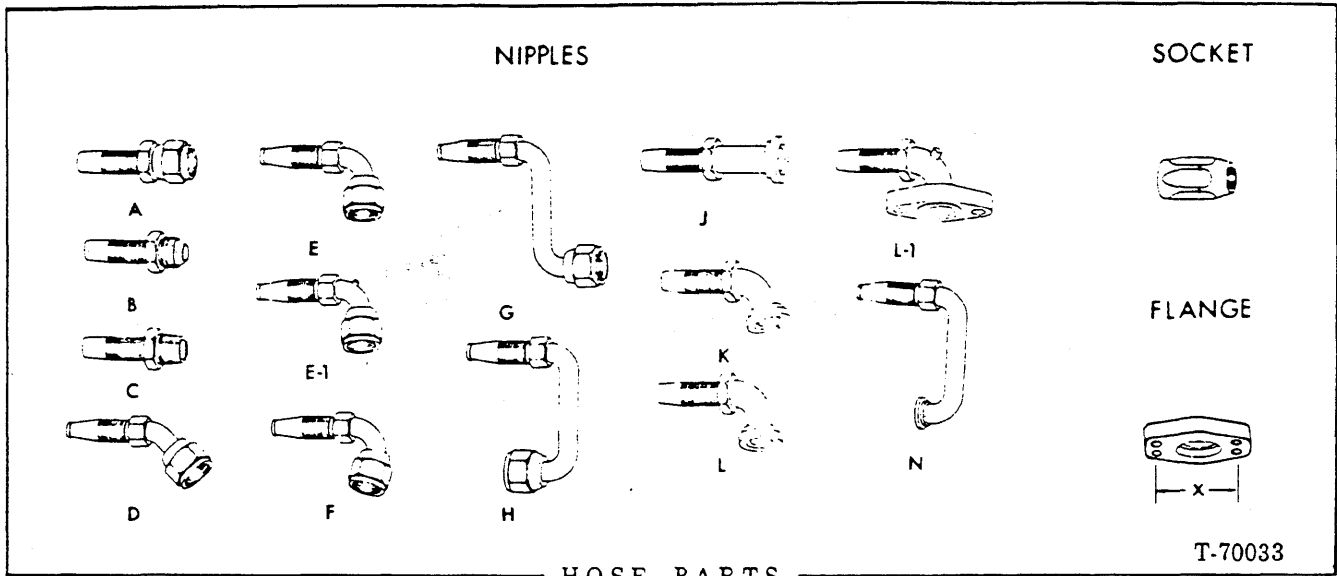
Undercarriage Guard	221-A
---------------------------	-------

V

Vandalism Protection:	
Battery Covers	238
Fuel Tank	48
Hydraulic Tank	218
Instrument Panel	245
Radiator	218
Side Panels	228
Valves:	
Air Application	134
Air Tank Drain	133
Clutch Cut-Off	121
Demand	150
Emergency Brake	140
Hydraulic Control	170, 173a
Safety (multipurpose bucket)	191
Steering	152
Transmission Control	92
Valve Operating Mechanism	23

W

Water Filter	42
Water Filter and Lines	42
Water Outlet Manifold	40
Water Pump	39
Wheel	211
Window (rear)	257
Window (slide)	249A
Wiper Groups	254



NOTE: Refer to left hand column for identity of original hose. Hose is crimped-type (fitting not re-usable) unless otherwise noted. Equivalent hose assembly may be constructed from data indicated.

ORIGINAL HOSE ASSY. NUMBER	BULK HOSE (25' roll)	HOSE LENGTH (inches)	NIPPLE (No. 1 end)			NIPPLE (No. 2 end)			SOCKET (both ends)
			ASSY. NO. (w/socket)	NIPPLE only		ASSY. NO. (w/socket)	NIPPLE only		
70663459	70920794	24	70920944	70920978	A	70920944	70920978	A	70920972
*73045520	70920795	44-1/4	70921855	70923263	L	70921885	70923263	L	70920973
*73045542	70920795	41-3/4	70921855	70923263	L	70921885	70923263	L	70920973
*73045543	70920795	41-3/4	70921855	70923263	L	70921885	70923263	L	70920973
*73046772	70922355	34-3/4	70920952	70923186	E	70920944	70920978	A	70920972
*73046776	70922355	46	70920944	70920978	A	70920944	70920978	A	70920972
*73048016	70920795	44-1/4	70921855	70923263	L				70920973
*73048117	70920795	38-3/4	70920953	70923251	E-1	70920945	70922831	A	70920973
73050092	70920795	36-3/4	70920946	70922832	A	70920946	70922832	A	70920986
73051704	70920795	47-1/4	70920945	70922831	A	70920945	70922831	A	70920973
73058700	70922357	32-3/8	70920946	70922832	A	70920946	70922832	A	70920986
73058834	70928115	58-3/4		70928096	A		70928096	A	70928084

* Includes Hose Guard.

PACKAGED PARTS

PACKAGE NO.	DESCRIPTION	
73048750	REPAIR KIT, alcohol injector (See page 138)	
70684391	REPAIR KIT, bucket safety valve (See page 191)	
73056493	REPAIR KIT, dump cylinder (See page 161)	
73053765	REPAIR KIT, hydraulic pump (See page 157)	
73056488	REPAIR KIT, lift cylinder (See page 165)	
73058985	REPAIR KIT, master cylinder (See pages 197, 200, 204, 208)	
73058961	REPAIR KIT, slave cylinder (See pages 197, 200, 204, 208)	
73058324	REPAIR KIT, steering cylinder (See page 146)	
74322280	REPAIR KIT, water pump (See page 39)	
.....	BEARING KIT, crankshaft (See page 16)	
.....	BEARING KIT, piston and connecting rod (See page 18)	
73067494	DECAL KIT (See page 261)	
73055085	LINING KIT, parking brake (See page 96)	
73063684	MAINTENANCE KIT, air application valve (See page 134)	
74062311	RING SET, piston (See page 18)	
73063683	SEAL KIT, air application valve (See page 134)	
74061746	SLEEVE KIT, cylinder block (See page 13)	
73067633	SERVICE KIT, pressure converter (See page 122)	
73062091	SEAL AND GASKET KIT (For either standard or optional transmission)	
	1	70194585 RING
	2	70194679 SEAL
	2	70924944 NUT
	24	73021041 NUT
	1	73021053 SEAL
	1	73067517 GASKET
	1	73021058 RING
	1	73026156 SEAL
	1	73031847 CUP
	1	73035714 RING
	1	73035745 RING
	1	73063376 SEAL
	1	73042151 SEAL KIT (Includes expander)
	2	73044474 GASKET
	1	73044485 GASKET
	2	73044489 GASKET
	6	73046029 STRIP
	2	73070598 RING
	1	73047698 GASKET
	1	73047724 RING
	1	73047741 GASKET
	1	73048425 GASKET
	1	73048782 GASKET
	1	73058793 RING, seal
	1	73062025 RING, seal
	1	73062026 RING, seal
	2	73062027 RING, seal

(Continued)

(Revised October 1980)

PACKAGED PARTS

PACKAGE NO.	DESCRIPTION
73062091 (Cont'd)	SEAL AND GASKET KIT (For either standard or optional trans.)
1	73062031 GASKET
1	73062032 GASKET
2	73062043 O-RING
1	73062051 RING, seal
1	73062067 RING, seal
1	73069421 GASKET, sump cover
74322198	GASKET KIT, cylinder head
1	70917807 SLEEVE, turbocharger oil supply, lower.
4	70923574 O-RING, by-pass tube
4	70923813 O-RING, connector tube
1	74027975 HOSE, turbocharger air discharge
1	74255983 SLEEVE, turbo oil supply, upper
1	74321437 GASKET, cylinder head, front
1	74321438 GASKET, cylinder head, rear
1	74322197 GASKET KIT, cylinder head cover
1	74300145 GASKET, water outlet elbow
4	74336182 GASKET, water outlet manifold
1	74336263 GASKET, thermostat housing
2	74393466 GASKET, turbocharger mounting
1	74336775 GASKET, outlet flange
2	74337764 GASKET, valve lifter cover
1	74339532 GASKET, turbo oil drain line
1	74339533 GASKET, turbocharger oil feed tube
2	74349193 GASKET, turbocharger air discharge elbow
1	74359214 GASKET, turbocharger mounting
12	74359741 GASKET, intake and exhaust manifold
6	74378031 GASKET, injector nozzle
1	74388349 HOSE, turbocharger air discharge elbow
74322200	GASKET KIT, engine overhaul
9	70917806 SLEEVE, fuel return manifold
2	70923376 O-RING, flywheel housing dowel (Discard)
1	70923579 O-RING, hand primer
3	70923718 O-RING, oil filter
1	70923814 O-RING, hydraulic pump drive
1	70923816 O-RING, flywheel to crankshaft
1	70923820 O-RING, fan drive
1	70924139 O-RING, injection pump mounting cover
12	74025385 SHIELD, nozzle dirt
1	74029556 WEAR SLEEVE KIT, flywheel
1	74036340 SEAL KIT, timing gear housing
1	74062088 SEAL KIT, flywheel housing (Order 74029500)
1	74321628 GASKET
1	74322198 GASKET KIT, cylinder head
1	74322199 GASKET KIT, oil pan
1	74335056 GASKET, water pump volute
3	74335577 GASKET, oil cooler (Discard)
1	74335578 GASKET, filter head (Discard)
1	74335712 GASKET, cover plate
1	74336676 GASKET, timing hole cover

(Continued)

(Revised November 1981)

PACKAGED PARTS

PACKAGE NO.	DESCRIPTION
74322200 (Cont'd)	GASKET KIT, engine overhaul
1	74336897 RING, sealing, flywheel housing to crankcase
1	74337279 GASKET, turbocharger adapter
1	74337740 GASKET, cover plate
6	74337972 O-RING, cylinder sleeve
1	74339118 GASKET, oil cooler
1	74339123 GASKET, filter
1	74339127 GASKET, heat exchanger flange
1	74339128 GASKET, filter
1	74339150 GASKET, filter head to block
1	74339151 GASKET, oil cooler to block
1	74339697 GASKET, heat exchanger rear cover
1	74339698 GASKET, heat exchanger front cover
1	74346456 GASKET, water inlet
1	74346744 GASKET, water pump
1	74347031 GASKET, by-pass
1	74348136 GASKET, timing gear housing
1	74348184 GASKET, filter head to block
1	74348185 GASKET, oil cooler water inlet
1	74348218 GASKET, oil pipe (Discard)
1	74349984 GASKET, oil cooler, lower
1	74354163 GASKET, timing gear cover
1	74354304 GASKET
1	74354415 GASKET, hydraulic pump mounting
1	74358766 GASKET, hydraulic pump cover
6	74359869 O-RING, cylinder sleeve, top
6	74359870 O-RING, cylinder sleeve, intermediate
1	74376520 GASKET, thermostat housing
1	74386137 GASKET, by-pass elbow
74062316	PISTON AND SLEEVE KIT (See pages 13 and 18)
1	74061746 SLEEVE KIT
1	74062313 PISTON KIT
74322199	GASKET KIT, oil pan
1	70930924 O-RING, oil discharge elbow
1	74320916 GASKET, oil discharge at block
1	74321893 GASKET SET, oil pan
2	74393359 GASKET, oil pump
2	74632291 GASKET, oil drain plug

(Revised October 1980)

"FILTER CARE" KIT
MODEL: 745C

250 HOUR KIT

PART NUMBER: 75124737

<u>QUANTITY</u>	<u>PART NUMBER</u>	<u>DESCRIPTION</u>
2	70663977	GASKET HYDRAULIC FILTER
1	70926821	O'RING HYDRAULIC FILTER
1	70666421	HYDRAULIC FILTER
1	74395889	LUBE OIL FILTER

NOTE: For machines equipped with a bypass lube oil filter,
sell the customers one 74059343 as a separate item
in addition to the Filter Care Kit.

"FILTER CARE" KIT
MODEL: 745C

500 HOUR KIT

PART NUMBER: 75124738

<u>QUANTITY</u>	<u>PART NUMBER</u>	<u>DESCRIPTION</u>
2	70663977	GASKET HYDRAULIC FILTER
1	70926821	O'RING HYDRAULIC FILTER
1	70666421	HYDRAULIC FILTER
1	74395889	LUBE OIL FILTER
2	74321716	FUEL FILTER
1	74393504	COOLANT FILTER

NOTE: For machines equipped with a bypass lube oil filter,
sell the customers one 74059343 as a separate item
in addition to the Filter Care Kit.

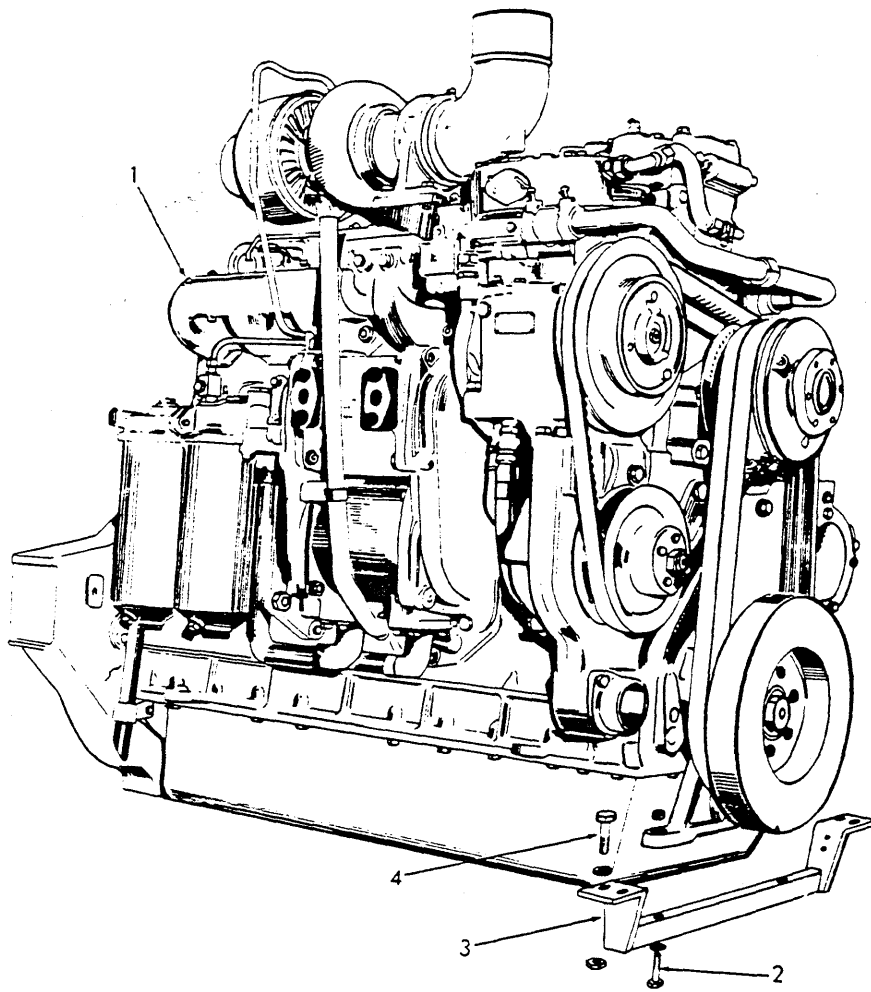
"FILTER CARE" KIT
MODEL: 745C

1000 HOUR KIT

PART NUMBER: 75124739

<u>QUANTITY</u>	<u>PART NUMBER</u>	<u>DESCRIPTION</u>
2	70663977	GASKET HYDRAULIC FILTER
1	70926821	O'RING HYDRAULIC FILTER
1	70666421	HYDRAULIC FILTER
1	74395889	LUBE OIL FILTER
2	74321716	FUEL FILTER
1	74393504	COOLANT FILTER
1	73067517	GASKET TRANSMISSION STRAINER
1	70684734	AIR FILTER - PRIMARY
1	70662477	AIR FILTER - SAFETY
1	70679513	TRANSMISSION FILTER

NOTE: Clean and Reuse:
Transmission suction strainer - 73062052
For machines equipped with a bypass lube oil filter,
sell the customers one 74059343 as a separate item
in addition to the Filter Care Kit.



T-74198

ENGINE AND FRONT MOUNTING

NOTE: For rear engine mount see page 72.

ITEM	PART NO.	QTY.	DESCRIPTION
1	74321721	1	ENGINE ASSY. (Includes oil filters, oil cooler and fuel filters/ water separators, but is less air cleaner, fan, starter and muffler)
2	70916414	2	CAPSCREW, 5/8" NF x 5-3/4"
	70916589	2	NUT, 5/8" NF
3	73047510	1	BRACKET, weld assy.
4	70921597	4	CAPSCREW, 5/8" NC x 2-3/4"
	70677010	4	WASHER
	70911029	4	NUT, 5/8" NC

Fiat Allis 745c Wheel Loader Parts Catalog

Full download: <http://manualplace.com/download/flat-allis-745c-wheel-loader-parts-catalog/>