



745-B

wheel loader

parts catalog

Form 73064655 English

AVOID ACCIDENTS

Most accidents, whether they occur in industry, on the farm, at home or on the highway, are caused by the failure of some individual to follow simple and fundamental safety rules or precautions. For this reason **MOST ACCIDENTS CAN BE PREVENTED** by recognizing the real cause and doing something about it before the accident occurs.

Regardless of the care used in the design and construction of any type of equipment there are many conditions that cannot be completely safeguarded against without interfering with reasonable accessibility and efficient operation.

A careful operator is the best insurance against an accident. The complete observance of one simple rule would prevent many thousand serious injuries each year. That rule is:

Never attempt to clean, oil or adjust a machine while it is in motion.

NATIONAL SAFETY COUNCIL

WARNING

On machines having hydraulically, mechanically, and/or cable controlled equipment (such as shovels, loaders, dozers, scrapers, etc.) be certain the equipment is lowered to the ground before servicing, adjusting and/or repairing. If it is necessary to have the hydraulically, mechanically, and/or cable controlled equipment partially or fully raised to gain access to certain items, be sure the equipment is suitably supported by means other than the hydraulic lift cylinders, cable and/or mechanical devices used for controlling the equipment.

SECOND PRINTING (9-79)

Includes all information as published in First Printing (4-75), also includes updated and/or revisional information which has not been previously published.

745-B

wheel loader

parts catalog

S/N 45S02901-UP

S/N 63C02901-UP

Form 73064655 English



WARNING

STUDY THE OPERATION AND MAINTENANCE
INSTRUCTION MANUAL THROUGH BEFORE STARTING,
OPERATING, MAINTAINING, FUELING OR SERVICING THIS
MACHINE.

ADDITIONAL PUBLICATIONS AVAILABLE

FOR

MODEL 745-B WHEEL LOADER (S/N 45S02901 and 63C02901)

Consult your Fiat-Allis Construction Machinery dealer for other publications. See Technical Publications Index (Form 70658800) for all available Publications. Technical Publications Index (Form 70658800) is available FREE from your dealer.

(Revised June 1977)

IMPORTANT

All parts listed herein, which have no specific usage indicated, are applicable to all models. Those parts which are used only on specific models are so indicated.

Attaching parts such as bolts, nuts, rivets, screws, washers, etc., are indented immediately following the parts which they attach.

Parts indicated with a square (□) are also available in packaged sets. Refer to section titled "PACKAGED PARTS".

The terms "right" and "left" used throughout this parts catalog are determined by facing the direction of forward travel.

The engine is mounted unconventionally with the flywheel toward the front of the machine, but all engine parts are designated in respect to the engine as it would be installed in a conventional machine with the flywheel to the rear.

INSTRUCTIONS FOR ORDERING PARTS

Order parts from the dealer covering the local territory.

ALWAYS GIVE THE MODEL AND SERIAL NUMBER OF MACHINE. IF PARTS ARE FOR AN ASSEMBLY WHICH HAS A MODEL AND/OR SERIAL NUMBER (SUCH AS ENGINE ASSEMBLY, PUMP ASSEMBLY), ALSO INCLUDE THIS INFORMATION.

To obtain parts promptly, give part name and part number.

Give post office address, town, county and state where parts are to be shipped. Also specify whether material is to be shipped by freight, express or parcel post.

Confirm all telephone or telegraph orders in writing.

Parts for standard motor accessories such as generators and starting motors should be ordered from authorized Service Stations maintained by manufacturers of these units throughout the country.

No credit will be allowed on parts unless they are returned to the dealer from whom they were purchased; from there they will be returned, at the customer's expense, to the factory for inspection.

Unless claims for shortages or errors are made immediately upon receipt of goods, they will not be considered.

When broken goods are received, a full description of the damage should be made by the carrier agent on the freight bill. If this description is insisted upon, full damage can always be collected from the transportation company.

No responsibility is assumed for delay or damage to merchandise while in transit. Our responsibility ceases upon delivery of shipment to the transportation company from whom a receipt is received showing that shipment was in good condition when delivered to them; therefore, claims (if any) should be filed with the transportation company.

The right is reserved to change the construction or material of any parts where it seems desirable to do so without incurring the obligation of installing such changes on units already delivered.

The information contained herein is general in nature and is not intended for specific application purposes. FIAT-ALLIS reserves the right to make changes in specifications shown herein, or add improvements, at any time without notice or obligation.

MODEL IDENTIFICATION

The symbol listed below is stamped in front of the model serial number on each unit.

MODEL SYMBOL	ENGINE MODEL	DESCRIPTION
745-B	11000	Turbocharged Diesel powered engine, four wheel drive loader equipped with: power shift transmission, torque converter, planetary axles, power steering and power brakes.

RECORD YOUR SERIAL NUMBERS BELOW

NOTE: Refer to page 7 for pictorial view.

WHEEL LOADER SERIAL NO. _____

ENGINE SERIAL NO. _____

TRANSMISSION SERIAL NO. _____

AXLE SERIAL NO. _____

SERIAL NUMBER LOCATION

LOADER SERIAL NO: Stamped on left side of rear frame, under ladder.

ENGINE SERIAL NO: On plate attached to the left hand side of the engine block.

TRANSMISSION SERIAL NO: On plate attached to the left side of the transmission housing.

AXLE SERIAL NO: On plate attached to the axle housing.

MODEL SERIAL NUMBER

***SERIAL NUMBER** consisting of all 8 characters must always be submitted for positive identification of your machine. This Point Cannot Be Overemphasized.

LOADER MODEL	*SERIAL NO.	
	PRODUCT CODE	UNIT NO.
745-B	4 5 S	0 2 9 0 1
	6 3 C	0 2 9 0 1

ALPHABETICAL INDEX

A

Accessory Drive102
 Air Application Valve Assy148
 Air Cleaner72
 Air Cleaner Connection70
 Air Compressor160
 Air Horn145
 Air Horn & Lines144
 Air Tank Drain Valve151
 Air Tank & Lines152
 Alcohol Injector155
 Alcohol Injector Assy156
 Alternator264
 Alternator & Mounting265
 Axle Housing & Pins(Front)121
 Axle Housing & Mounting (Rear)124

B

Back-up Alarm252
 Batteries & Cables250
 Battery Covers251
 Boom Kick Out (Hydraulic)196
 Boom Kick Out (Single Lever Control)200
 Brake Air Lines146
 Brake Assy. (Front)128
 Brake Assy. (Rear)130
 Brake Hydraulic Lines (Front)136
 Brake Hydraulic Lines (Rear)138
 Breather, Engine19
 Bucket241
 Bucket Cylinder Assy248
 Bucket Hydraulics (Multi-Purpose Bucket)246
 Bucket Leveler204
 Bucket Leveler (Single Lever Control)208
 Bucket Level & Position Indicator203

C

Cab & Wiper Assy (ROPS)270
 Canopy Assy. (ROPS)275
 Charging Oil Pump103
 Clutch Cut-Off Valve139
 Compressor, Air160
 Compressor Crankcase164
 Compressor Cylinder Block162
 Compressor Cylinder Head165
 Controls
 Bucket & Boom222, 224
 Engine52, 53
 Parking Brake134
 Rear Axle Disconnect106
 Transmission108
 Control Valve Assy. (Parts)(Hydraulic)216
 Control Valve Assy. (Transmission)104
 Coolant Filter73, 75
 Cowl & Platform230
 Counterweight231
 Crankshaft16
 Crankshaft Pulley15
 Cylinders
 Bucket (Multi-Purpose)244
 Dump190
 Master140, 142
 Lift194
 Power Steering168
 Wheel128, 130

Cylinder Block12
 Cylinder Head20

D

Dash Light Assy262
 Demand Valve Assy173
 Differential Assy.(Front & Rear)118
 Differential (No-Spin)117
 Door Assy. (ROPS CAB)272
 Drain Valve151
 Drive Shaft Group (Front)114
 Drive Shaft Group (Rear)116
 Dump Cylinder Assy190
 Dump Cylinder Piping188

E

Electrical System252
 Elements
 Air Cleaner72
 Fuel Filter41, 42, 44
 Hydraulic Tank215
 Oil Filter36
 Transmission Oil Filter111
 Emergency Brake Control Group157
 Emergency Brake Control Valve Assy158
 Emergency Steering Group283C
 Emergency Steering Motor and Pump283E
 Engine Breather19
 Engine Coolant Heater23
 Engine & Front Mounting10
 Engine Shut-Off Controls52, 53
 Exhaust Manifold40

F

Fan80
 Fenders229, 236
 Filters
 Engine Oil36
 Engine Coolant73, 75
 Fuel41, 42, 44
 Hydraulic Tank215
 Transmission Oil111
 Flex Disc & Converter Drive85
 Flywheel & Housing22
 Forward Clutch & Planetary96
 Frame232
 Front Piping212
 Fuel Filters and Lines41, 42, 44
 Fuel Injection Pump48, 50
 Fuel Injection Return Lines58, 60
 Fuel Tank & Lines46
 Fuel Injection Pump Conversion50a

G

Gauge Assy. (Sight)220
 Governor (Air Compressor)166

H

Heat Exchangers38
 Heater Cab278
 High Range Clutch and Transfer Drive Gear98
 Hood236
 Hose Parts6
 Hour Meter11

(Revised June 1979)

ALPHABETICAL INDEX

H

Hydraulic Controls 222
 2-Spool 224
 3-Spool 226
 Single Lever 214
 Hydraulic Tank 212
 Hydraulic Piping (Front). 186
 Hydraulic Pump Assy 182
 Hydraulic Pump & Valve Piping 98
 High Range Clutch & Transfer Drive

I

Injection Nozzles and Lines . . 54, 56, 57a
 Injection Nozzle Parts 62
 Injection Pump 48, 50
 Instrument Panel Cover 257
 Instrument Panel & Gauges 258
 Instrument Panel Electrical Components 260
 Instruments & Wiring (ROPS CAB) . . . 266
 Intake Manifold 40

L

Ladder, Handrails & Fenders 229
 Lift Cylinder Ass. Parts 194
 Lift Cylinder Piping 192
 Light Assy. 255
 Linkage Group 242
 Lube Oil Filter 36
 Lubrication Hose 124, 192

M

Manifolds
 Exhaust 40
 Intake 40
 Water Outlet 78
 Muffler 64
 Multi-Purpose Bucket 244
 Multi-Purpose Bucket Hydraulics 246

N

No-Spin Differential 117
 Nozzle and Holder Assy. 62

O

Oil Pump Lines 32
 Oil Pan. 34, 35
 Oil Pump 28, 31
 Output Shaft & Axle Disconnect. 100

P

Packaged Parts 8
 Painting & Marking 282
 Parking Brake Assy 132
 Parking Brake Control 134
 Piston & Connecting Rod 18
 Power Cluster (Front) 140
 Power Cluster (Rear) 142
 Power Steering Pump 172
 Pumps
 Engine Oil 28, 31

Hydraulic 186
 Injection 48, 50
 Power Steering 172
 Transmission Charging Oil. 103
 Water. 76

R

Radiator Assy 83
 Radiator & Fan Guard 82
 Radiator Support, Hood & Fenders . . . 236
 Rear Axle Disconnect Control 106
 Rear Panel Assy. (ROPS CAB) 274
 Reverse Clutch & Planetary 94

S

Shaft & Hub (Front Axle). 122
 Shaft & Hub (Rear Axle) 126
 Seat & Mounting 240
 Seat Belts 239
 Serial Numbers 7
 Side Panels 238
 Sight Gauge 220
 Sound Suppression Group 201
 Starter 263
 Starting Primer System 63
 Steering Cylinder 168
 Steering Gear Assy 180
 Steering Gear Linkage. 174
 Steering Hydraulics (Pump and Valve). 170
 Steering Hydraulics (Cylinder Section). 167
 Steering Valve Assy. 176

T

Tail Light Assy. 256
 Throttle Pedal 51
 Timing Gear Housing 26
 Transmission Assy 84
 Transmission Charging Oil Pump. . . . 103
 Transmission Control 108
 Transmission Control Valve 104
 Transmission Cooling Lines and Dipstick 113
 Transmission Filter 111
 Transmission Filter and Mounting . . . 112
 Transmission Housing & Cover. 92
 Tool 280
 Torque Converter 86
 Torque Converter Housing. 88
 Turbine Drive Gears & Freewheel Unit . 90
 Turbocharger Assy 68
 Turbocharger Connections. 66

U

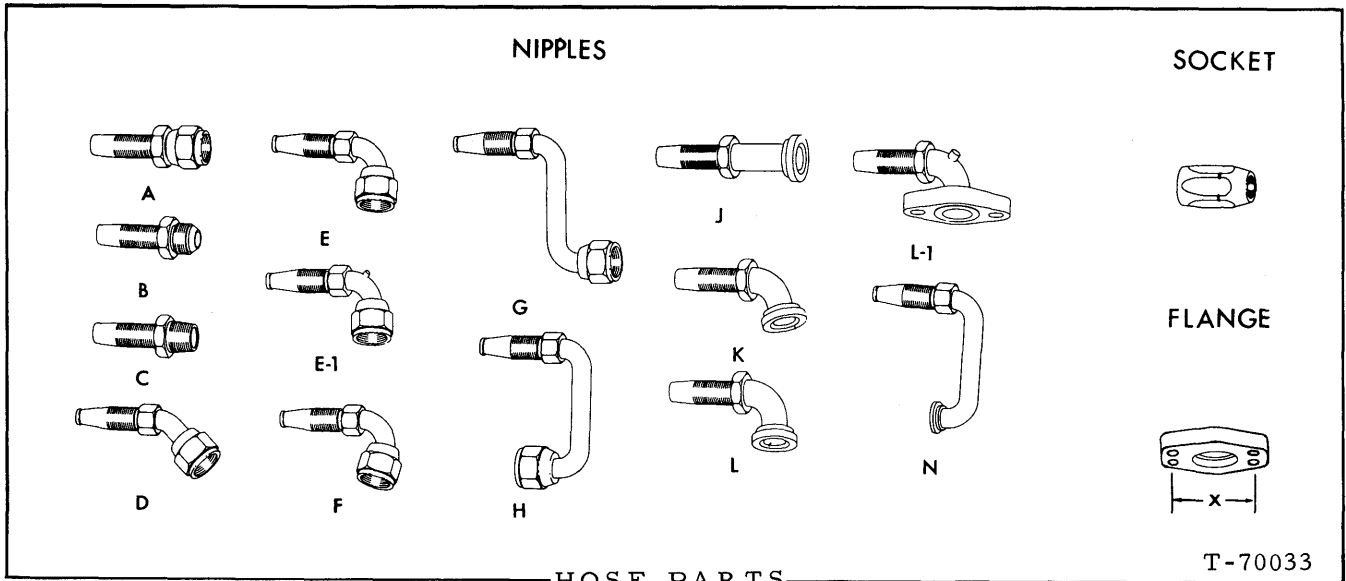
Undercarriage Guard 234

V

Valves
 Air Application 148
 Air Tank Drain 151
 Clutch Cut-Off 139
 Control 216
 Demand 173
 Transmission Control 104
 Valve Operating Mechanism 24

W


Water Outlet Manifold 78
 Water Pump 76
 Wheel 249
 Wiper Groups (ROPS CAB). 276




NOTE: Refer to left hand column for identity of original hose. Hose is crimped-type (fitting not re-usable) unless otherwise noted. Equivalent hose assembly may be constructed from data indicated.

ORIGINAL HOSE ASSY NUMBER	BULK HOSE (25' Roll)	HOSE LENGTH (inches)	NIPPLE (#1 end)			NIPPLE (#2 end)			SOCKET (both ends)
			ASSY. NO. (w/socket)	NIPPLE only		ASSY. NO. (w/socket)	NIPPLE only		
*73045520	70920795	44-1/4	70921855	70923263	L	70921885	70923263	L	70920973
*73045542	70920795	41-3/4	70921855	70923263	L	70921885	70923263	L	70920973
*73045543	70920795	41-3/4	70921855	70923263	L	70921885	70923263	L	70920973
73058700	70922357	32-3/8	70920946	70922832	A	70920946	70922832	A	70920986
*73046772	70922355	34-3/4	70920952	70923186	E	70920944	70920978	A	70920972
*73046776	70922355	46	70920944	70920978	A	70920944	70920978	A	70920972
*73048016	70920795	44-1/4	70921855	70923263	L				70920973
*73048117	70920795	38-3/4	70920953	70923251	E-1	70920945	70922831	A	70920973
73050092	70920795	36-3/4	70920946	70922832	A	70920946	70922832	A	70920986
73051704	70920795	47-1/4	70920945	70922831	A	70920945	70922831	A	70920973
73104321	70920221	20-3/4	70920852	70920344	A	70920867	70919277	E	70919281
73104763	70920221	24-3/4	70920852	70920344	A	70920867	70919277	E	70919281
73104969	70920728	61-1/2	70921033	70921034	A	70920868	70920144	E	70919282
74320656	70928116	9-1/2	70920850	70920303	A	70920865	70919081	E	70919076
74359704	70928123	14	70920850	70920303	A	70920865	70919081	E	70919076
74359714	70928123	5-7/8	70920850	70920303	A	70920865	70919081	E	70919076
74359751	70928121	8-5/8	70920848	70920530	A	70920863	70920155	E	70919768

* Hose Assy. includes Hose Guard




LOADER SERIAL NUMBER T-74529




ENGINE SERIAL NUMBER T-73447

1. Serial Number Plate



AXLE SERIAL NUMBER T-74605



TRANSMISSION SERIAL NUMBER T-73448

1. Serial Number Plate

PACKAGED PARTS

PACKAGE NO.	DESCRIPTION
-----	REPAIR KIT, alcohol injector (See ALCOHOL INJECTOR ASSY.)
-----	REPAIR KIT, cylinder (See DUMP CYLINDER)
-----	REPAIR KIT, cylinder (See LIFT CYLINDER)
-----	REPAIR KIT, cylinder (See POWER STEERING CYLINDER)
-----	REPAIR KIT, master cylinder (See POWER CLUSTER ASSY.)
-----	REPAIR KIT, power cluster (See POWER CLUSTER ASSY.)
-----	REPAIR KIT, wheel cylinder (See WHEEL CYLINDER ASSY.)
73063683	REPAIR KIT, valve (See AIR APPLICATION VALVE)
-----	LINING KIT (See BRAKE ASSY.)
-----	DECAL KIT (See PAINTING AND MARKING)
-----	RING SET, piston (See PISTON AND CONNECTING ROD)
-----	REPAIR KIT, pump (See WATER PUMP)
73062091	SEAL AND GASKET KIT, model TT Trans. (2-speed forward, 1-reverse)
	1 70194585 RING
	2 70194679 SEAL
	2 70924944 NUT
	24 73021041 NUT
	1 73021053 SEAL
	1 73067517 GASKET
	1 73021058 RING
	1 73026156 SEAL
	1 73031847 CUP
	1 73035714 RING
	1 73035745 RING
	1 73063376 SEAL
	1 73042151 SEAL KIT (Includes expander)
	2 73044474 GASKET
	1 73044485 GASKET
	2 73044489 GASKET
	6 73046029 STRIP
	2 73070598 RING
	1 73047698 GASKET
	1 73047724 RING
	1 73047741 GASKET
	1 73048425 GASKET
	1 73048782 GASKET
	1 73058793 RING, seal
	1 73062025 RING, seal
	1 73062026 RING, seal
	2 73062027 RING, seal
	1 73062031 GASKET
	1 73062032 GASKET
	2 73062043 O-RING
	1 73062051 RING, seal
	1 73062067 RING, seal
	1 73069421 GASKET, sump cover

PACKAGED PARTS

PACKAGE NO.	DESCRIPTION
74321189	ENGINE OIL PUMP KIT (Adapts integral scavenging and oil pressure pump to engines prior to serial No. 11-24134)
1	70035250 PLUG
1	70667252 GASKET
2	70904206 LOCKWASHER, 3/8"
2	70907863 LOCKWASHER, 7/16"
4	70910287 LOCKWASHER, 3/8"
5	70912369 WASHER
29	70913544 WASHER
22	70914847 CAPSCREW, 3/8"NC x 1-1/2"
4	70916271 CAPSCREW, 3/8"NC x 1"
4	70916279 CAPSCREW, 5/16"NC x 1-1/2"
8	70916543 LOCKWASHER, internal tooth, 3/8"
2	70916871 NUT, elastic stop, 5/8"NC
1	70919784 CAPSCREW, 5/16"NC x 4"
4	70921076 CAPSCREW, 3/8"NC x 1-1/4"
1	70921204 PLUG, 1-1/16" straight-thd. (Includes O-RING)
2	70921565 CAPSCREW, 3/8"NC x 1-1/2"
8	70923193 CAPSCREW, 3/8"NF x 1-1/4"
2	70928212 NUT, 7/16"NC
1	70930924 O-RING
5	74255916 CAPSCREW, Nylok strip, 3/8"NC x 1"
1	74320597 VALVE ASSY., pressure relief
1	74320838 ELBOW
1	74320839 TUBE
1	74320885 TUBE
1	74320887 TUBE
1	74320916 GASKET
1	74321052 ELBOW
1	74321053 U-BOLT
1	74321671 BRACKET
1	74321954 PAN, oil
1	74321399 OIL PUMP ASSY., with gear
1	74337740 GASKET
1	74337741 PLATE
4	74393359 GASKET
2	74395024 DOWEL
1	74347573 GASKET
1	----- INSTRUCTION SHEET
74321984	GASKET KIT, cylinder head
4	70923574 O-RING, water by-pass tube
4	70923813 O-RING, water manifold tube
1	74321437 GASKET ASSY., front cylinder head
1	74321438 GASKET ASSY., rear cylinder head
1	74300145 GASKET, water outlet elbow
2	74321981 GASKET, rocker cover
4	74336182 GASKET, water manifold
1	74336263 GASKET, thermostat housing
1	74336266 GASKET, water elbow
2	74337764 GASKET, valve lifter cover
2	74348133 GASKET, breather tube
12	74359741 GASKET, intake and exhaust manifold
6	74376749 WASHER, sealing, rocker cover nut
6	74378031 GASKET, injection nozzle

(Continued)

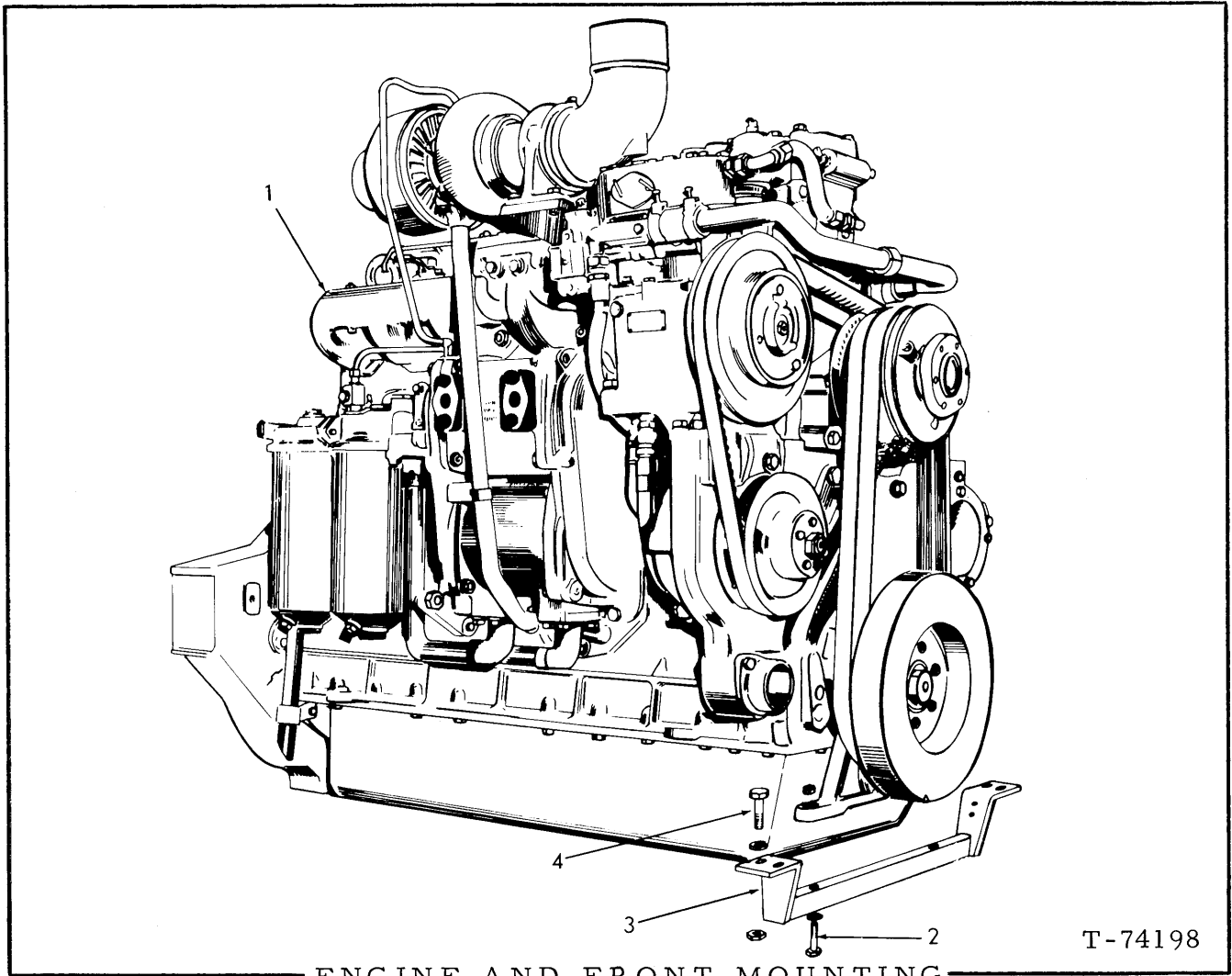
(Revised June 1979)

PACKAGED PARTS

PACKAGE NO.	DESCRIPTION
74321798	GASKET KIT, intermediate, engine cylinder block (Model 11000 Mark II engine)
2	70667252 GASKET, oil drain plug
2	70923376 O-RING, flywheel housing dowel
1	70923589 O-RING, fan drive
1	70923718 O-RING, oil filter
1	70923814 O-RING, hydraulic pump drive
1	70923815 O-RING, camshaft hole plug
1	70923816 O-RING, flywheel to crankshaft
1	70923820 O-RING, fan drive
1	70924139 O-RING, injection pump mounting cover
2	74113897 GASKET
1	74320916 GASKET
1	74335056 GASKET, water pump volute
3	74335577 GASKET, oil cooler
1	74335578 GASKET, filter head
1	74335668 GASKET, oil cooler
1	74335712 GASKET, cover plate
1	74336345 GASKET, hydraulic pump mounting hole
1	74336436 GASKET, oil drain flange
1	74336676 GASKET, timing hole cover
1	74336897 RING, sealing, flywheel housing to crankcase
1	74339150 GASKET, filter head to block
1	74339151 GASKET, oil cooler to block
1	74346169 GASKET, oil pipe
2	74346441 GASKET, oil pipe
1	74346456 GASKET, water inlet pipe
1	74346744 GASKET, water pump
1	74347031 GASKET, water by-pass flange
1	74347120 GASKET, timing hole cover
1	74348126 GASKET, timing gear cover
1	74348136 GASKET, timing gear housing
1	74348184 GASKET, filter head to block
1	74348185 GASKET, oil cooler water inlet
2	74348215 GASKET, oil pipe
1	74348218 GASKET, oil pipe
1	74349011 GASKET
1	74354163 GASKET, timing gear cover
1	74354304 GASKET, fan hose bracket
1	74354415 GASKET
1	74362458 GASKET, oil pump cover
1	74371289 GASKET, clean-out cover
2	74373069 GASKET, oil pan cover
1	74393349 GASKET
2	74393359 GASKET

(Added June 1979)

MEMO



T-74198

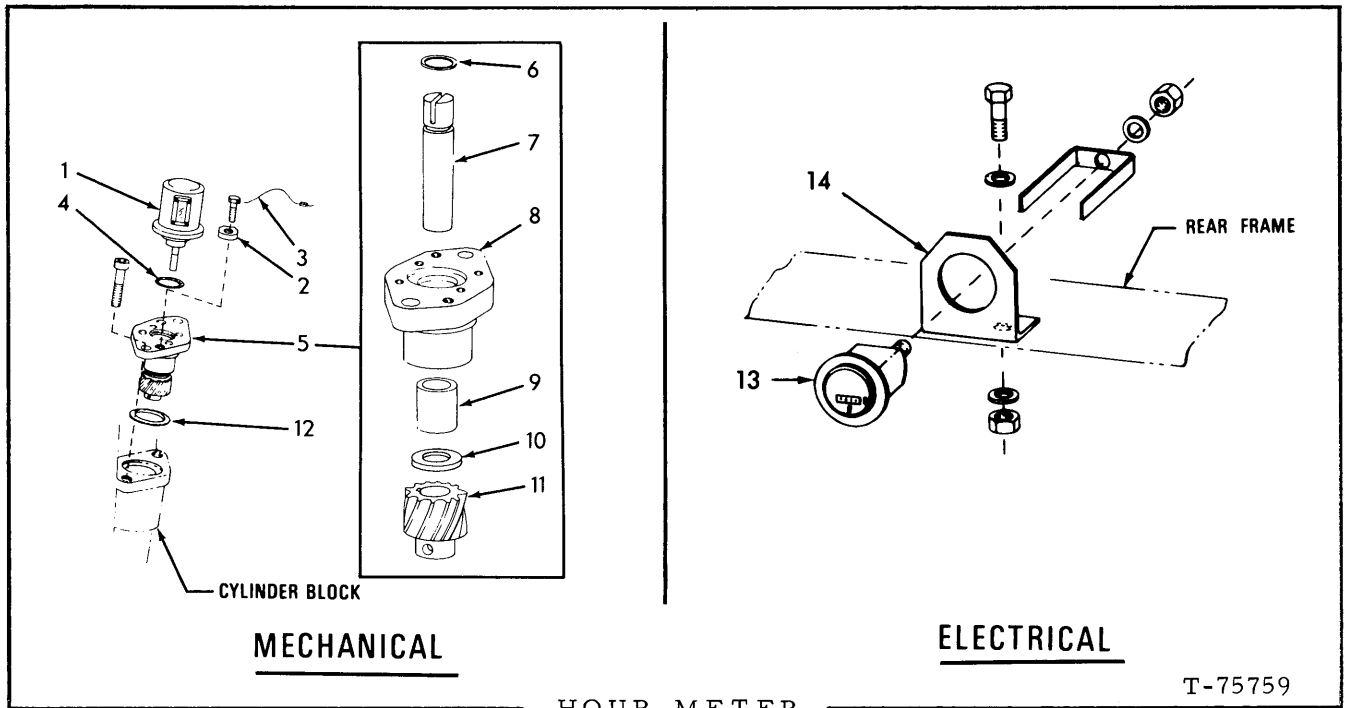
ENGINE AND FRONT MOUNTING

ITEM	PART NO.	QTY.	DESCRIPTION
1	74359737	1	ENGINE ASSY. (Applies up thru engine s/n 11-24133)
	74321182	1	ENGINE ASSY. (Used engine s/n's 11-24134 thru 11-25688)
	74321427	1	ENGINE ASSY., MARK II (Effective engine s/n 11-25689)
2	70916414	2	CAPSCREW, 5/8" NF x 5-3/4"
	70916589	2	NUT, elastic stop, 5/8" NF
3	73047510	1	BRACKET
4	70921178	4	CAPSCREW, 5/8" NF x 2-3/4"
	73026289	4	WASHER
	70916589	4	NUT, elastic stop, 5/8" NF

NOTE: For rear engine mount, see page 84.

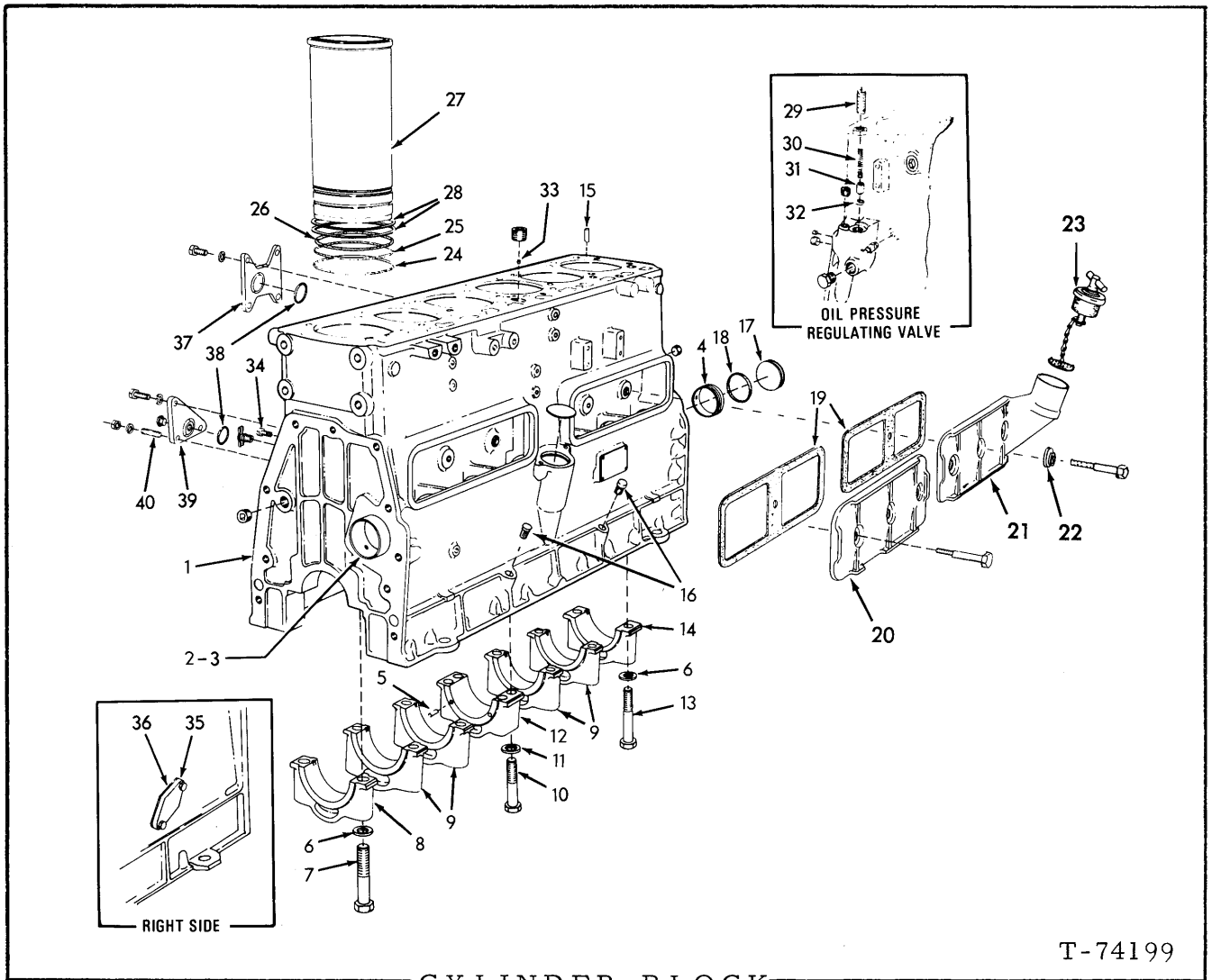
NOTE: Each ENGINE ASSY. includes oil filter, oil cooler and fuel filter, but is less air cleaner, fan, starter and muffler.

(Revised April 1976)



USAGE: * Prior to engine serial no. 11-24213 LOADER serial no. 45S03186 (Mechanical)
 ** Effective with engine serial no. 11-24213 LOADER serial no. 45S03186 (Electrical)

ITEM	PART NO.	QTY.		DESCRIPTION
		*	**	
1	74359290	1	-	METER (Serviced only as a unit)
2	74359293	2	-	CLAMP
	74027687	2	-	SCREW, 1/4" x 7/8"
	70904204	2	-	LOCKWASHER, 1/4"
3	74355843	1	-	SEAL
4	70923934	1	-	O-RING
5	74321117	1	-	ADAPTER ASSY. (Consists of items 6 thru 11)
	74359231	2	-	SCREW, 3/8" x 2-1/4"
6	{ 74255961	1	-	RING (Used prior to engine serial no. 11-23907)
	{ 70927782	1	-	RING (Effective with engine serial no. 11-23907)
7	{ 74359271	1	-	SHAFT (Used prior to engine serial no. 11-23907)
	{ 74321116	1	-	SHAFT (Effective with engine serial no. 11-23907)
8	-----	1	-	HOUSING (Order item 5)
9	74255962	1	-	BUSHING
10	74359308	1	-	BEARING
11	74660408	1	-	GEAR
12	74253773	1	-	GASKET
13	70699126	-	1	METER (Serviced only as a unit)
14	73063772	-	1	BRACKET (use with existing hardware 1-70915790 CAPSCREW, 2-73026289 WASHER, 1-70916589 NUT)



T-74199

CYLINDER BLOCK

ITEM	PART NO.	QTY.	DESCRIPTION
1	74321963	1	BLOCK ASSY. (Engines prior to s/n 11-24134)
	74320943	1	BLOCK ASSY. (Engines s/n 11-24134 thru 11-25688)
	74321959	1	BLOCK ASSY. (Engines s/n 11-25689 and up)(Requires piston cooling type main bearings)
	70904223	2	PLUG, pipe, ctsk. -hd., 1/2" NPT
	70910017	1	PLUG, expansion, 2-3/8" diam.
	70917673	1	PLUG, pipe, hex-socket, 1/8" NPT
	70918850	1	PLUG, pipe, hex-socket, 1/4" NPTF
	70918851	4	PLUG, pipe, hex-socket, 3/4" NPT
	70918888	1	PLUG, pipe, ctsk. -hd., 1" NPT
	70919134	2	PLUG, pipe, hex-hd., 1/8" NPT
	70920333	2	PLUG, pipe, hex-hd., 3/8" NPT
	-----	2	PIN, dowel (See item 18 page 26)
	-----	4	PIN (See item 8 page 17)
	-----	2	PIN (See item 6 page 22)

(Continued)

(Revised June 1979)

CYLINDER BLOCK (Continued)

ITEM	PART NO.	QTY.	DESCRIPTION
	70920416	1	PLUG, pipe, hex-hd., 1/2" NPT
	70912415	2	COCK, drain, 1/4" NPT
2	{ 74346100	1	BEARING, camshaft, front (Standard size)
	{ 74347416	1	BEARING, camshaft, front (.010" oversize)
3	{ 74320591	2	BEARING, camshaft, intermediate (Standard size)
	{ 74347419	2	BEARING, camshaft, intermediate (.010" oversize)
4	{ 74320592	1	BEARING, camshaft, rear (Standard size)
	{ 74347413	1	BEARING, camshaft, rear (.010" oversize)
5	-----	4	PIN, dowel, thrust flange (See CRANKSHAFT)
6	74354175	12	WASHER
7	74339037	2	CAPSCREW, front main bearing cap
8	{ 74349630	1	CAP, front main bearing (Used prior to engine s/n 11-25689)(See NOTE B)
	{ 74348056	1	CAP, front main bearing (Effective with engine s/n 11-25689)(See NOTE B)
9	74348244	4	CAP, intermediate main bearing (See NOTE B)
10	{ 74339038	4	CAPSCREW, center main bearing cap (Used prior to engine serial no. 11-25689)
	{ 74035387	4	CAPSCREW, center main bearing cap (Effective with engine serial no. 11-25689)
11	74391160	4	WASHER, center main bearing capscrew
12	{ 74349629	1	CAP, center main bearing (Used prior to engine s/n 11-25689)(See NOTE B)
	{ 74359964	1	CAP, center main bearing (Effective with engine s/n 11-25689)(See NOTE B)
13	74339036	10	CAPSCREW, rear and intermediate main bearing cap
14	{ 74349631	1	CAP, rear main bearing (Used prior to engine s/n 11-25689)(See NOTE B)
	{ 74348246	1	CAP, rear main bearing (Effective with engine s/n 11-25689)(See NOTE B)
15	74336432	4	PIN, dowel, cylinder head
16	74362338	2	PLUG, crankcase
17	74335534	1	PLUG, camshaft hole
18	70923815	1	<input type="checkbox"/> O-RING, camshaft hole plug
19	74337764	2	<input type="checkbox"/> GASKET
20	74320985	1	COVER, front
	70913730	3	CAPSCREW, 5/16" NC x 2-1/4"
21	74320994	1	COVER, rear
	70913599	3	CAPSCREW, 5/16" NC x 2-1/2"
22	74256008	6	WASHER
23	{ 74354449	1	CLOSURE ASSY., oil filler (Serviced only as a unit)(First Type)
	{ 74354492	1	CLOSURE ASSY., oil filler (Serviced only as a unit)(Second Type)
24	74337972	6	<input type="checkbox"/> O-RING, cylinder sleeve (bottom)(red)
25	74359870	6	<input type="checkbox"/> O-RING, cylinder sleeve (center)(black with blue markings)
26	74359869	6	<input type="checkbox"/> O-RING, cylinder sleeve (top)(black with white markings)

(Continued)

(Revised April 1976)

CYLINDER BLOCK (Continued)

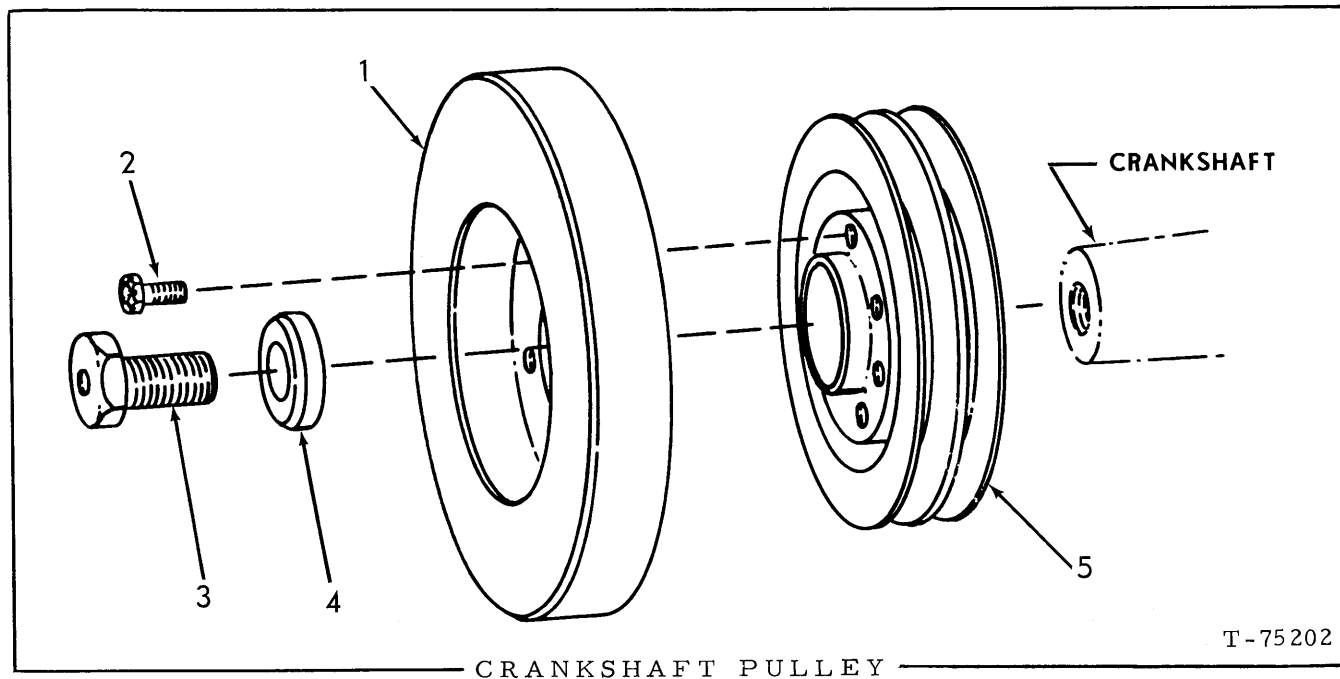
ITEM	PART NO.	QTY.	DESCRIPTION
27	74061746	6	SLEEVE KIT, cylinder (Includes 1 SLEEVE and 1 each of items 24, 25 and 26)
28	{	74348857	- SHIM (.005" thick)
		74348856	- SHIM (.008" thick)
		74348859	- SHIM (.010" thick)
		74348858	- SHIM (.015" thick)
		74348900	- SHIM (.020" thick)
Use as required when block is remachined to correct sinking of sleeve			
29	{	74389058	1 SCREW (Used prior to engine s/n 11-25689)
		74022129	1 SCREW (Effective with engine s/n 11-25689)
		70910847	1 NUT, jam, 3/4" NF
30	{	74660358	1 SPRING (Used prior to engine s/n 11-25689)
		74500231	1 SPRING (Effective with engine s/n 11-25689)
31	{	74500230	1 PISTON (Used prior to engine s/n 11-25689)
		74507374	1 PISTON (Effective with engine s/n 11-25689)
32	{	74347465	1 INSERT (Used prior to engine s/n 11-24251)
		74507673	1 INSERT (Effective with engine s/n 11-24251)
33		1	RESTRICTOR (Used prior to engine s/n 11-25689)
34	70920473	2	CAPSCREW, nylok, 3/8" NC x 3/4"

NOTE A: Items listed below are furnished only only with service replacement cylinder block and are not original equipment.

35	74339604	1	PLATE, cover, turbocharger oil drain hole
	70918683	2	CAPSCREW, 1/2" NC x 1-1/8"
	70912441	2	LOCKWASHER, 1/2"
36	74336436	1	□ GASKET, cover plate
37	74335369	1	PLATE, cover, oil gallery hole, upper
	70916311	4	CAPSCREW, 1/2" NC x 1-1/4"
	70912441	4	LOCKWASHER, 1/2"
38	70923718	2	O-RING, oil gallery hole cover plates
39	74359104	1	PLATE, cover, oil gallery hole, lower
	70920333	1	PLUG, pipe, hex-hd., 3/8" NPT
	70919230	1	CAPSCREW, 1/2" NC x 1-3/8"
	74305073	2	STUD
40	70912441	3	LOCKWASHER, 1/2"
	70910195	2	NUT, 1/2" NF

NOTE B: Replacement bearing caps are semi-finished and must be line-bored after installing.

(Revised July 1978)



ITEM	PART NO.	QTY.	DESCRIPTION
1	74354261	1	DAMPER, vibration
2	74255585	6	BOLT, place, 7/16" NC x 1"
3	74393587	1	CAPSCREW, crankshaft pulley retainer (1-1/4" NF x 2")
4	74371503	1	WASHER, pulley retainer
5	74359312	1	PULLEY, crankshaft