

SPECIAL PARTS CATALOG SUPPLEMENT



545-B WHEEL LOADER

**CONTRACT FOR
THE CITY OF NEW YORK**

(4-81)

ATTENTION: Insert this sheet in the front of publication as record of receipt. Replace or add pages in the publication according to instructions below.

**Additional copies of this supplement are available. Please direct your request to:
Fiat-Allis Construction Machinery, Inc., Publications Services Dept.,
3000 South 6th Street, Springfield, Illinois 62710 U.S.A.**

NOTE: This supplement must be used in conjunction with 545-B Parts Catalog Form 73074810, Second Printing dated 2-81.

LOADER SERIAL NUMBERS:

33A07947	33A08007	33A08013	33A08017	33A08025	33A08029	33A08033	33A08039	33A08046
33A07958	33A08009	33A08014	33A08018	33A08026	33A08030	33A08035	33A08042	33A08048
33A08003	33A08010	33A08015	33A08023	33A08027	33A08031	33A08036	33A08044	33A08049
33A08005	33A08012	33A08016	33A08024	33A08028	33A08032	33A08037	33A08045	


Loaders Serial Number 33A07958, 08023, 08024, 08025, 08029, 08030, 08031 are equipped with 1.75 cu.yd. Side Dump Bucket; all others are equipped with 1.75 cu.yd., 4-1 Multipurpose bucket.

Replace or add the following pages:

13	Revised	40E	Added	191	No change	229	No change	247B	No change
14	No change		BLANK	192	Revised	229A	Added	247C	Added
21	No change	61	Revised	192A	Added	229B	Added	247D	Added
22	Revised	62	No change			230	No change	248	No change
25	Revised	99	No change	193	Revised	220A	No change	249	No change
26	Revised	100	Revised	194	Revised	220B	Revised	250	Revised
29	No change	155	No change	195	Revised	220C	Added	251	Revised
30	Revised	156	Revised	196	No change	220D	Added	252	No change
30A	Added	163	No change	203	Revised	220E	Added	254A	No change
	BLANK	164	Revised	204	No change	220F	Added	254B	Revised
39	Revised	168A	Revised	207	No change	221	Revised	254C	Added
40	No change	168B	No change	208	Revised	222	Revised		BLANK
40A	No change	169	Revised	209	Revised	225B	No change	267	Revised
40B	Revised	170	No change	210	No change	226	Revised	267A	Revised
40C	No change	179	Revised		BLANK	227	Revised	267B	No change
40D	Added	180	Revised	216	Revised	228	Revised	267C	Added
								267D	Added
								268	No change

NOTICE
 These changes are included in this copy

Any product change described in this publication is part of the continuing effort of Fiat-Allis to make its product responsive to customer need and is not to be construed as a field campaign. A product change may be incorporated with or without prior notice and without obligation to Fiat-Allis or its affiliates.



ADDITIONAL PUBLICATIONS AVAILABLE

FOR

Model 545-B WHEEL LOADER (Series 21C, 10L, 21S, and 33A)

Consult your Fiat-Allis Construction Machinery dealer for other service manuals available for your unit. See Technical Publications Index (Form 70658800) for all available publications. Technical Publication Index (Form 70658800) is available FREE from your dealer.

DESCRIPTION	FORM NO.					
	ENGLISH	ESPAÑOL (Spanish)	PORTUGUES (Portuguese)	FRANCAIS (French)	DEUTSCH (German)	ITALIANO (Italian)
<u>Parts Catalogs</u> Cab Glass	70698502					
<u>Operation and Maintenance Instruction Manual</u>	73071152	73057564		73057566	60400078	73062981
<u>Service Manuals</u>						
Axles	*73053547	73061828		73061841	73063292	73063279
Brakes & Air System	*73059356	73061833		73061846	73063297	73063284
Bucket & Chassis	*73055458	73061830		73061843	73063294	73063281
Electrical System	*73059704	73061834		73061847	73063298	73063285
Engine	*70687161	73111934		73111935		
Fuel Injection Nozzle	70682797					
Fuel Injection Pump - Simms	70685931					
Fuel Injection Pump - Roosa Master	73112988					
Loader Hydraulic System	*73059681	73061829		73061842	73063293	73063280
Power Steering System	*73068993	73061832		73061845	73063296	73063283
Transmission, Torque, Converter, Charging Pump	*73059226	73061831		73061844	73063295	73063282
Turbocharger	*70687805			70679635		
Service Manual Set	73061032					

*Included in Service Manual Set

IMPORTANT

Attaching parts such as bolts, nuts, rivets, screws, washers, etc., are indented immediately following the parts which they attach.

Parts indicated with a square () are also available in packaged sets. Refer to section titled "PACKAGED PARTS".

The terms "right" and "left" used throughout this parts catalog are determined by facing the direction of forward travel.

The engine is mounted unconventionally with the flywheel toward the front of the machine, but all engine parts are designated in respect to the engine as it would be installed in a conventional machine with the flywheel to the rear.

INSTRUCTIONS FOR ORDERING PARTS

Order parts from the dealer covering the local territory.

ALWAYS GIVE THE MODEL AND SERIAL NUMBER OF MACHINE. IF PARTS ARE FOR AN ASSEMBLY WHICH HAS A MODEL AND/OR SERIAL NUMBER (SUCH AS ENGINE ASSEMBLY, PUMP ASSEMBLY), ALSO INCLUDE THIS INFORMATION.

To obtain parts promptly, give part name and part number.

Give post office address, town, county and state where parts are to be shipped. Also specify whether material is to be shipped by freight or parcel post.

Confirm all telephone or telegraph orders in writing.

No credit will be allowed on parts unless they are returned to the dealer from whom they were purchased; from there they will be returned, at the customer's expense, to the factory for inspection.

Unless claims for shortages or errors are made immediately upon receipt of goods, they will not be considered.

When broken goods are received, a full description of the damage should be made by the carrier agent on the freight bill. If this description is insisted upon, full damage can always be collected from the transportation company.

No responsibility is assumed for delay or damage to merchandise while in transit. Our responsibility ceases upon delivery of shipment to the transportation company from whom a receipt is received showing that shipment was in good condition when delivered to them; therefore, claims (if any) should be filed with the transportation company and not with Fiat-Allis.

The right is reserved to change the construction or material of any parts where it seems desirable to do so without incurring the obligation of installing such changes on units already delivered.

The information contained herein is general in nature and is not intended for specific application purposes. Fiat-Allis reserves the right to make changes in specifications shown herein or add improvements, at any time without notice or obligation.

MODEL IDENTIFICATION

The symbol listed below is stamped in front of the model serial number on each unit.

MODEL SYMBOL	ENGINE MODEL	DESCRIPTION
545-B	2900 MK II	Turbocharged Diesel powered engine, articulated four wheel drive loader equipped with: power shift transmission, torque converter, planetary axles, power steering and power brakes.

SERIAL NUMBER LOCATIONS

LOADER SERIAL NO: On plate attached to the left side of the bonnet in rear of operators compartment or on left side of platform.

ENGINE SERIAL NO: On plate attached to the right hand side of the engine block.

TRANSMISSION SERIAL NO: On plate attached to the right side of the transmission housing.

AXLE SERIAL NO: On plate attached to the axle housing.

RECORD YOUR SERIAL NUMBERS BELOW

WHEEL LOADER SERIAL NO. _____

ENGINE SERIAL NO. _____

TRANSMISSION SERIAL NO. _____

AXLE SERIAL NUMBERS:

FRONT _____

REAR _____

MODEL SERIAL NUMBER

* **SERIAL NUMBER** consisting of all 8 characters must always be submitted for positive identification of your machine.

* **SERIAL NO.**

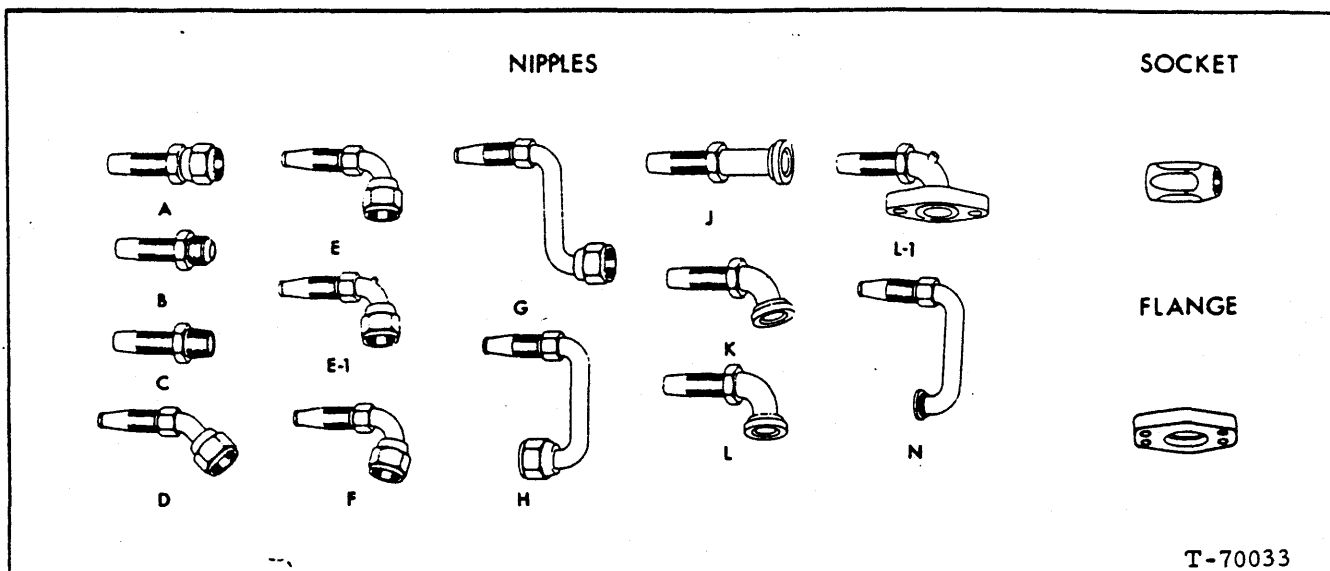
LOADER MODEL	PRODUCT CODE	UNIT NO.
545 B	21C	04201
	10L	04201
	21S	04201
	33A	04201

ALPHABETICAL INDEX

Air Application Valve Assembly.....	152	Differential No-Spin.....	115,116
Air Brake System.....	132	Dipstick, Transmission Oil.....	100
Air Cleaner.....	54	Discharge Tube, Hydraulic Tank.....	193
Air Compressor.....	144	Door Assembly, Cab.....	259,261
Air Heater.....	37	Drain Valve.....	135
Air Heater Kit.....	37A	Drawbar.....	213
Air Horn & Lines.....	143	Drive Shaft Assembly.....	102,103,104
Air Tank & Lines.....	132	Drive Shaft Group.....	101
Air Tank Drain Valve.....	135	Dump Cylinder Assembly.....	176
Alcohol Injector.....	136	Electrical System.....	234
Alternator & Mounting.....	244B,245	Emergency Brake Control Group.....	140
Ammeter Assembly.....	240	Emergency Control Valve Assembly.....	141
Automatic Bucket Leveler.....	180,183	Emergency Steering Motor & Pump.....	269
Automatic Boom Kick-Out.....	186,189	Emergency Steering Group.....	270,272
Axle & Supports.....	106	Engine Air Heater.....	37
Axle Housing Assembly		Engine & Mounting.....	11
Front.....	107	Engine Coolant Heater.....	30
Rear.....	117	Engine Controls.....	56,56A
Back-up Alarm.....	236	Engine Oil Cooler.....	32
Batteries & Cables.....	232,232A	Engine Oil Pump.....	27
Battery Covers.....	218	Engine Shut-Off Control.....	57
Bonnet Assembly.....	218	Engine Water Filter.....	58
Boom.....	222	Exhaust Manifold.....	34
Boom Kick-Out, Hydraulic.....	186	Exhaust Tube.....	35,49
Brake Air Lines.....	132	Fan, Defroster.....	254
Brake Assembly		Fan, Engine.....	60
Front.....	122	Fenders.....	209,218
Rear.....	124	Filter	
Parking.....	120	Engine Oil.....	28,29,31
Brake Systems		Fuel.....	40,40A
Air.....	132	Hydraulic Tank.....	193
Hydraulic.....	128	Transmission Oil.....	98,99
Bucket.....	225C,224,225A	Flex Disk & Converter Drive.....	64
Bucket(Multi-Purpose).....	226	Fluid Starting Aid.....	36
Bucket Hydraulics(Multi-Purpose).....	228	Floodlight.....	239
Bucket Indicator(Multi-Purpose).....	226	Flywheel Assembly.....	25
Bucket Level Indicator.....	192	Flywheel Housing.....	24
Bucket Leveler, Hydraulic.....	180,183	Forward Clutch & Planetary.....	73
Cab and Wiper Assembly.....	252,255	Frame.....	216
Cab Heater.....	267,267A	Front Plate & Gear Cover.....	23
Cab Rear Window.....	257,258	Front Piping Group.....	174
Camshaft.....	20	Fuel Filter & Lines.....	40,40A
Canopy Assembly.....	268	Fuel Injection Pump.....	43,44A
Charging Oil Pump, Transmission.....	89	Fuel Injection Pump, Aneroid.....	44B
Clutch Cut-Off Valve.....	131	Fuel Shut-Off(Mechanical).....	57
Cold Weather Starting Aid.....	36	Fuel Tank & Lines.....	38
Compressor Crankcase.....	156	Governor(Compressor).....	150
Compressor Cylinder Block.....	146	Grill.....	218
Compressor Cylinder Head.....	149	Hand Primer Pump.....	40C
Controls, Hydraulic.....	200,202,204	Headlight.....	239
Control Valve Parts.....	197	Handle & Rails.....	209
Counterweight.....	214	Heater, Cab.....	267
Cowl & Platform.....	210	High Range Clutch.....	252
Crankshaft.....	14	High Range Clutch & Transfer Drive Group... 78	
Cranking Motor.....	233	Hood.....	218
Cylinder		Horn, Air.....	142
Bucket(Multi-purpose).....	230,231	Horn, Electric.....	142A
Dump.....	176	Host Parts.....	7
Lift.....	178	Hour Meter	
Steering.....	164	Mechanical.....	16
Cylinder Block.....	12	Electrical.....	234
Cylinder Head.....	18	Hydraulic Brake System.....	135
Dash Light.....	240	Hydraulic Controls.....	200,202,204
Decals.....	279	Hydraulic Piping.....	171,175
Defroster Fan.....	254,254A	Hydraulic Piping & Cylinders.....	171
Demand Valve Assembly.....	165	Hydraulic Power Steering System.....	156
Differential Carrier Assy., front.....	108	Hydraulic Pump Assembly.....	170
Differential Carrier Assy., rear.....	112	Hydraulic Pump & Piping.....	168A,169

ALPHABETICAL INDEX

Hydraulic Tank & Valve.....	193	Shaft & Hub, Front.....	110
Hydraulic Tank Filter.....	193	Shaft & Hub, Rear.....	118
Idler Gear Assembly.....	22	Side Panels.....	212
Injection Nozzle.....	47, 47A	Sight Gauge.....	193,196
Injection Nozzles & Lines.....	45,46A,46C	Slave Cylinder.....	180,189
Injection Pump, Fuel.....	43,44A	Sound Suppression Group.....	274
Instrument Panel Cover.....	244	Starter.....	233
Instrument Panel & Gauges.....	242	Steering Cylinder.....	164
Instrument Panel & Electrical Components..	240	Steering Cylinder & Piping.....	156
Instrument Panel & Wiring(ROPS).....	250	Steering Gear Assembly.....	158
Intake Manifold.....	33	Steering Gear & Linkage.....	155
Ladder, Hand Rail & Fenders.....	209	Steering Pump, Demand Valve & Lines.....	161
Ladder-Right Side.....	209	Strainer & Magnet.....	193
Lift Cylinder Assembly Parts.....	178	Suction Fan.....	60
Light Assembly Parts.....	238,239,247B	Tail Light/Stoplight Assembly.....	238
Lights & Wiring.....	236	Tank, Fuel.....	38
Linkage Group.....	222	Tank, Hydraulic.....	193
Logging Counterweight & Drawbar.....	214	Thermostat & Housing.....	59
Low Range Clutch & Transfer Drive Gear.....	80	Tie Rod Assembly.....	160
Lube Oil Filter.....	28	Timing Gear Housing.....	23
Manifold		Tire Inflation Kit.....	48
Exhaust.....	34	Tires.....	208
Intake.....	33	Tools.....	277
Master Cylinder Assembly..	138,180,183,186,189	Torque Converter.....	66
Mirror, Rear View.....	262A	Torque Converter Housing.....	68
Moisture Ejector.....	135	Transmission Assembly.....	63
Muffler.....	35	Transmission	
Multi-Purpose Bucket.....	226	Charging Oil Pump.....	89
Multi-Purpose Bucket Hydraulics.....	228	Control Group.....	94
Noise Suppression.....	274	Control Valve.....	91
Nozzle and Holder Assembly.....	47	Cooling Lines & Dipstick.....	100
Numerical Index.....	Rear Section	Filter & Mounting.....	98
Oil Cooler.....	32	Housing & Covers.....	71
Oil Filter, Engine.....	28,29	Oil Filter.....	98,99
Oil Pan.....	26	Oil Cooler.....	32
Oil Pump.....	27	Parking Brake.....	120
Packaged Parts.....	8,9,10	Rear Housing.....	88
Painting & Marking.....	115	Rear Mounting.....	60
Parking Brake Assembly.....	120	Turbocharger and Lines.....	49
Parking Brake Control.....	121	Turbocharger Assembly.....	51
Parking Brake Warning Light.....	127	Turbine Driven Gear & Freewheel Unit.....	70
Piston & Connecting Rod.....	17	Turn Signals.....	246,248
Pivot Pin, Frame.....	216	Undercarriage Guard.....	215
Platform.....	210	Universal Joint Cartridge & Support.....	105
Power Cluster.....	138	Valve	
Power Steering Cylinder.....	164	Air Application.....	152
Power Steering Pump Assembly..	161,166,167,168	Air Horn.....	143
Power Take-Off.....	90	Air Tank.....	132
Pump		Clutch Cut-Off.....	131
Engine Oil.....	27	Demand.....	161,165
Fuel Injection.....	43	Engine Oil Pressure.....	12
Hand Primer.....	40C	Hydraulic Control.....	197
Hydraulic.....	170	Relief, Steering.....	156,163
Steering.....	161,166,167,168	Steering.....	158
Transmission Charging Oil.....	89	Transmission Control.....	91
Water.....	60	Valve Operating Mechanism.....	20
Radiator & Fan Guard.....	62	Warning System-	
Radiator Assembly.....	61	High Temperature Low Pressure.....	247A
Radiator Support, Hood & Fenders.....	218	Water Filter.....	58
Rear Axle Disconnect.....	86	Water Pump & Fan.....	60
Rear Axle Disconnect Controls.....	96	Water Separator.....	41
Rear Output Group.....	84	Wheel Cylinder Assembly.....	126
Rear Window Assembly.....	257	Wheel Group.....	207
Relief Valve Assembly.....	163	Window Assembly(Rear Cab).....	257,258
Reverse Clutch & Planetary.....	76	Window Assembly(Slide).....	260A
Safety Locking Bar.....	216	Windshield Wiper Group, Rear.....	264
Seat Belt.....	221	Wiper Group.....	263,265
Seat & Mounting.....	220		



NOTE: Refer to left hand column for identity of original hose. Hose is crimped-type (fitting not re-usable) unless otherwise noted. Equivalent hose assembly may be constructed from data indicated.

ORIGINAL HOSE ASSY NUMBER	BULK HOSE	HOSE LENGTH (inches)	NIPPLE (#1 end)			NIPPLE (#2 end)			SOCKET (both ends)
			ASSY. NO. (w/ socket)	NIPPLE only		ASSY. NO. (w/ socket)	NIPPLE only		
73043353	70920793	40-3/8	70920942	70921562	A	70920942	70921562	A	70920971
73044144	70920794	32	70923506	70922894	L	70923506	70922894	L	70920972
73044145	70920794	32	70923506	70922894	L	70923506	70922894	L	70920972
73044146	70920795	22-1/4	70920945	70922831	A	70920945	70922831	A	70920973
73044164	70920794	32	70923506	70922894	L	70923506	70922894	L	70920972
73044165	70920794	32	70923506	70922894	L	70923506	70922894	L	70920972
73044172	70920793	77-1/4	70920951	70921563	E	70920961	70921302	K	70920971
73044802	70920727	24-3/4	70920852	70920344	A	70920852	70920344	A	70919281
73047173	70920795	25-3/16	70924408	70923259	K			E	70920973
73052396	70920982	49-1/4	70921020	70922830	A	70921020	70922830	A	70920972
73053208	70924031	18-3/4	70924041						
73053209	70920794	30-1/4	70921020		A	70926039		L	70920972
73053210	70920794	25	70924177	70921513	L	70926039	70924978	L	70920972
73054019	70920221	32	70920852	70920344	A	70920867	70919277	E	70919281
73057704	70922347	34-3/4	70920852	70920344	A	70920852	70920344	A	70919281
73057706	70920388	25-1/2	70920806		A				
73057707	70920720	29-1/2	70920828		R	70920805		D	
73058071	70920388	26-3/4	70920806		D				
73058072	70920388	10-7/16	70920806		D	70920389		P	
*73056768	70924031	38-15/16	70928340		A	70928340		A	
73070493	70920383	25-3/8	70920806		A				
*73046776	70922355	46	70920944	70920978	A	70920944	70920978	A	70920972
*73071129	70920794	32	70923506	70922894	L	70923506	70922894	L	70920972
*73071130	70920794	32	70923506	70922894	L	70923506	70922894	L	70920972
*73071131	70920794	32	70923506	70922894	L	70923506	70922894	L	70920972
*73071132	70920794	32	70923506	70922894	L	70923506	70922894	L	70920972

*Includes hose guard

PACKAGED PARTS

PACKAGE NO.	DESCRIPTION	
73048750	REPAIR KIT, alcohol injector (See page 136)	
73056492	REPAIR KIT, dump cylinder (See page 176)	
73056485	REPAIR KIT, lift cylinder (See page 178)	
73064517	REPAIR KIT, steering cylinder (See page 164)	
73061711	REPAIR KIT, master cylinder (See page 138)	
73021893	REPAIR KIT, wheel cylinder (See page 126)	
73048402	REPAIR KIT, air application valve (See page 154)	
74024604	REPAIR KIT, water pump (See page 60)	
73031056	LINING KIT, parking brake (See page 120)	
73058675	LINING KIT, front and rear axle (See pages 123 and 125)	
.....	DECAL KIT (See page 275)	
73024625	SHIM KIT, pinion bearing cage assy., rear axle	
	1	73024624 SHIM (.003" thick)
	1	73024626 SHIM (.005" thick)
	1	73024627 SHIM (.010" thick)
73046168	SEAL AND GASKET KIT, transmission (2-speed forward, 1-reverse)	
	24	73021041 NUT
	1	73021053 *SEAL, oil, shifter shaft
	2	73067517 GASKET, strainer and core cover
	1	73021058 RING, seal
	1	73026156 *SEAL, oil
	1	73027012 RING, seal, cover
	1	73031847 CUP, cut-off plug
	1	73035714 RING, seal, hi-clutch
	1	73035745 RING, seal
	2	73042138 *SEAL KIT (Includes expander)
	2	73042146 *SEAL KIT (Includes expander)
	1	73042151 SEAL KIT (Includes expander)
	6	73044377 STRIP, locking, pump retainer
	1	73044382 RING, seal
	1	73044386 GASKET, oil pump
	1	73044390 GASKET, housing, transmission
	1	73044400 RING, seal, suction tube nut
	1	73044402 GASKET, cover, oil pump
	1	73044409 SEAL, oil
	1	73044410 GASKET, rear cover
	1	73044411 RING, seal, rear cover
	3	73044414 NUT (two required for this transmission)
	2	73044422 RING, seal, 2nd. turbine
	6	73044460 TAB, lock, piston housing
	2	73044462 SEAL, oil, output shaft
	2	73044474 GASKET
	1	73044485 GASKET, trimmer valve
	2	73044489 GASKET, cut-off plug
	6	73046029 STRIP, locking
	1	73048782 GASKET, control valve
	1	73051197 DIAPHRAGM AND SEAL ASSY.

*Not required for this application.

(Continued)

PACKAGED PARTS

PACKAGE NO.	DESCRIPTION	
73046168 (Cont'd)	SEAL AND GASKET KIT, transmission (2-speed forward, 1-reverse)	
	1	73054475 GASKET, pump, torque converter
	1	73055857 SEAL, oil
	2	73058791 RING, seal
	2	73058792 RING, seal
	2	73058793 RING, seal
	2	73063376 SEAL, oil valve (one required for this transmission)
 73046957	 SEAL AND GASKET KIT, transmission (2-speed forward, 2-reverse)	
	24	73021041 NUT, converter cover
	1	73021053 *SEAL, oil
	2	73067517 GASKET
	1	73021058 RING, seal, cut-off, valve plug
	2	73021121 RING, seal, low piston
	1	73026156 *SEAL, oil pump body
	1	73027012 RING, seal, cover
	1	73027016 *RING, seal converter drive
	1	73031847 CUP, plug
	1	73042138 *SEAL KIT (Includes expander)
	2	73042146 *SEAL KIT (Includes expander)
	1	73042147 SEAL KIT (Includes expander)
	6	73044377 STRIP, locking, pump retainer
	1	73044382 RING, seal, input gear
	1	73044386 GASKET, oil pump
	1	73044390 GASKET, transmission housing
	1	73044400 RING, seal, nut, suction tube
	1	73044402 GASKET, pump cover
	1	73044409 *SEAL, oil
	1	73044411 RING, seal, rear housing
	2	73044414 NUT, drive flange
	2	73044422 RING, seal, ground sleeve
	2	73044462 SEAL, oil
	2	73044474 GASKET, plug
	1	73044485 GASKET, trimmer valve
	2	73044489 GASKET, cut-off, valve plug
	1	73076470 GASKET, adapter, rear housing
	2	73045289 RING, seal, piston housing
	1	73045313 SEAL KIT (Includes expander)
	1	73045320 GASKET, rear housing
	1	73045327 SEAL, oil
	1	73048782 GASKET, control valve
	1	73051197 DIAPHRAGM AND SEAL ASSY.
	1	73054475 GASKET, pump
	1	73055857 SEAL, oil
	2	73058791 RING, seal
	2	73058792 RING, seal
	2	73058793 RING, seal
	1	73063376 SEAL, range selector valve

*Not required for this application

(Continued)

PACKAGED PARTS

PACKAGE NO.	DESCRIPTION	
74008992	GASKET KIT, oil pump and pan	
	2	70921206 O-RING
	1	74021022 GASKET, oil pan
	1	74023459 GASKET, suction tube
	1	74024001 GASKET, pump body
74008994	GASKET KIT, cylinder head	
	1	70242095 GASKET
	7	70917806 SLEEVE
	6	70921884 O-RING
	12	70928953 O-RING
	6	70930506 O-RING
	2	70932958 O-RING
	1	70933649 O-RING
	2	74007631 GASKET
	2	74007679 GASKET
	1	74007790 GASKET
	1	74007850 GASKET
	1	74008041 GASKET
	1	74008074 GASKET
	1	74008795 GASKET
	3	74020090 GASKET
	1	74021332 GASKET
	1	74023504 GASKET
	1	74023554 GASKET
	6	74024010 SHIELD
	1	74024554 GASKET
	2	74025101 GASKET
	1	74025120 GASKET
	6	74025150 GASKET
	1	74025781 GASKET
	1	74027719 HOSE
	1	74027946 GASKET
	1	74027975 HOSE
	1	74028190 GASKET
	3	74253832 GASKET
	2	74255983 SLEEVE
	1	74339532 GASKET
	1	INSTRUCTION SHEET,turbo mounting
74008995	GASKET KIT, engine overhaul	
	1	70226012 GASKET
	12	70917807 SLEEVE
	4	70917808 SLEEVE
	4	70918802 SLEEVE
	4	70918980 SLEEVE
	1	70921206 O-RING
	1	70923684 O-RING
	2	70923817 O-RING
	2	70923958 GASKET
	1	70923971 O-RING
	4	70923973 O-RING

(Continued)

PACKAGED PARTS

PACKAGE NO.

DESCRIPTION

74008995

GASKET KIT, engine overhaul

(Continued)

2	70928944	O-RING
4	70931309	O-RING
1	74008103	KIT, wear sleeve
1	74008549	GASKET
1	74008992	GASKET KIT, oil pan
1	74008994	GASKET KIT, cylinder head
1	74020016	O-RING
6	74020032	O-RING
1	74020098	GASKET
1	74020879	O-RING
1	74023567	GASKET
1	74023813	GASKET
1	74023480	GASKET
1	74023816	GASKET
6	74023827	O-RING
1	74023859	GASKET
1	74024018	GASKET
1	74024561	SEAL
1	74024562	SEAL
2	74025101	GASKET
1	74025019	GASKET
1	74025021	GASKET
1	74025120	GASKET
1	74025343	GASKET
2	74026549	GASKET
1	74026887	GASKET
1	74036088	GASKET

74061938

SLEEVE KIT (for one cylinder)

1	-----	SLEEVE
1	74020032	O-RING
1	74023827	O-RING

74062359

PISTON KIT (for one cylinder)

1	-----	PISTON
2	70927693	RETAINER
1	74062157	RING SET
1	74023970	PIN

(Revised June 1984)

PACKAGED PARTS

PACKAGE NO.

DESCRIPTION

75121224

PISTON AND SLEEVE KIT (For one cylinder)

1	74062359	PISTON KIT
1	74061938	SLEEVE KIT

74009208

NOZZLE AND LINES CONVERSION KIT (Lower opening
type nozzles)(Engines prior to S/N 49-12167)

1	70920411	TEE
6	74009013	NOZZLE AND HOLDER ASSY.
6	74009035	WASHER
6	74009040	SHIELD
1	74009060	TUBE
1	74009061	TUBE
1	74009062	TUBE
1	74009063	TUBE
1	74009064	TUBE
1	74009065	TUBE
1	74009092	TUBE
1	74009128	TUBE
12	74009199	CAPSCREW
6	74322188	SCREW
6	74322189	GASKET
6	74322293	FLANGE
12	74504411	SLEEVE
12	74504409	NUT
1	-----	INSTRUCTION SHEET

(Revised June 1984)

"FILTER CARE" KIT

MODEL: 545B ENGINE S/N 2D-112196 & UP

250 HOUR KIT

PART NUMBER: 75124727

<u>QUANTITY</u>	<u>PART NUMBER</u>	<u>DESCRIPTION</u>
2	70663977	GASKET HYDRAULIC FILTER
1	70926821	O'RING HYDRAULIC FILTER
1	70666421	HYDRAULIC FILTER
2	74035556	LUBE OIL FILTER

NOTE: For machines equipped with a bypass lube oil filter, sell the customers one 74060879 as a separate item in addition to the Filter Care Kit.

500 HOUR KIT

PART NUMBER: 75124730

<u>QUANTITY</u>	<u>PART NUMBER</u>	<u>DESCRIPTION</u>
2	70663977	GASKET HYDRAULIC FILTER
1	70926821	O'RING HYDRAULIC TANK
1	70666421	HYDRAULIC FILTER
2	74035556	LUBE OIL FILTER
1	74029089	COOLANT FILTER
1	74321716	FUEL FILTER

NOTE: For machines equipped with a bypass lube oil filter, sell the customers one 74060879 as a separate item in addition to the Filter Care Kit.

"FILTER CARE" KIT

MODEL: 545B ENGINE S/N 2D-112196 & UP

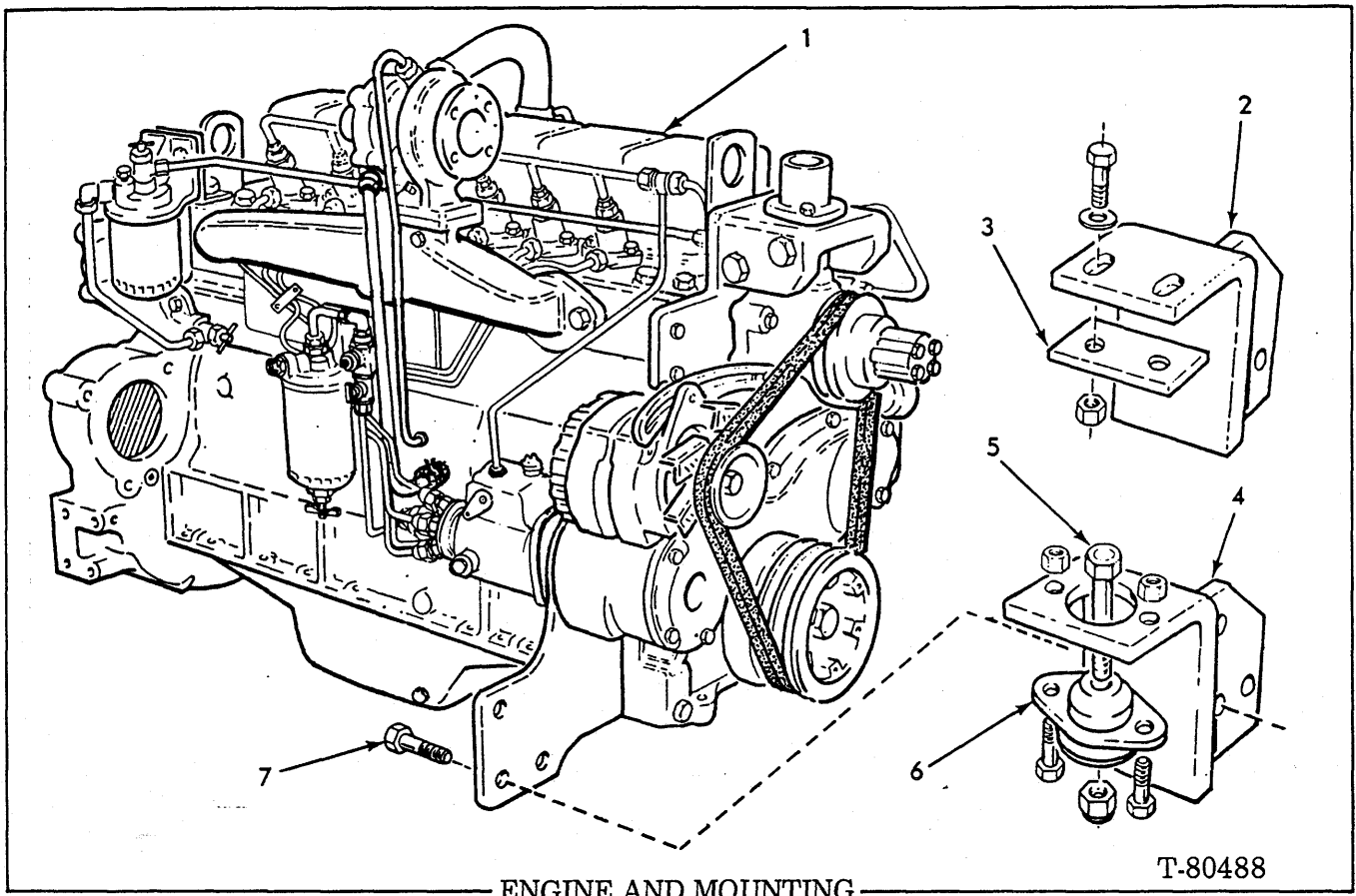
1000 HOUR KIT

PART NUMBER: 75124731

<u>QUANTITY</u>	<u>PART NUMBER</u>	<u>DESCRIPTION</u>
2	70663977	GASKET HYDRAULIC FILTER
1	70926821	O'RING HYDRAULIC FILTER
1	70666421	HYDRAULIC FILTER
2	74035556	LUBE OIL FILTER
1	74029089	COOLANT FILTER
1	73067517	GASKET TRANSMISSION SUCTION STRAINER
1	70679513	TRANSMISSION FILTER
1	70662608	AIR FILTER - SAFETY
1	70684732	AIR FILTER - PRIMARY
1	74321716	FUEL FILTER

NOTE: Clean and reuse:
Transmission suction strainer - 73044396.

For machines equipped with a bypass lube oil filter, sell the customers one 74060879 as a separate item in addition to the Filter Care Kit.

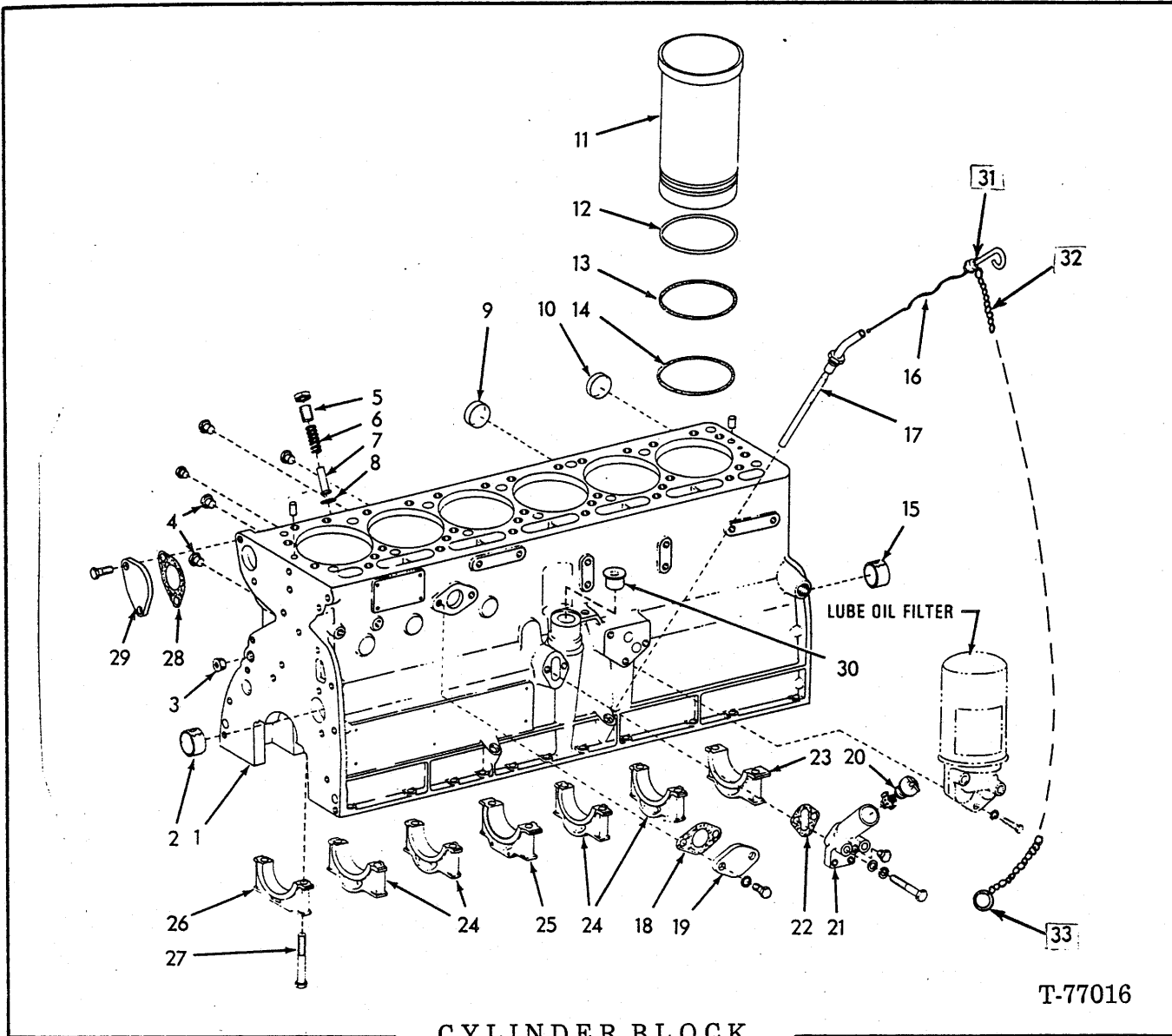


USAGE: * Loader series 21C, 33A

** Loader series 21S

NOTE: When replacing ENGINE ASSY. on units thru engine s/n 2D-94616, loader s/n 21C04201 - 21C06116, 10L04201 - 10L04649, also order AIR HEATER KIT page 37a and HOUR METER KIT page 235.

ITEM	PART NO.	QTY.		DESCRIPTION
		*	**	
1	74008315	1	1	ENGINE ASSY.(Less air cleaner, fan, starter but includes oil and fuel filters)(replaces 74024086)(For installation on units prior to loader s/n 21C06870, 10L06444, 21S05321, also order item 8)
	70913105	6	6	CAPSCREW, 1/2" NF x 1-1/2"
	70914487	6	6	LOCKNUT, 1/2" NF
2	73053928	1	-	BRACKET, left
	73053929	1	-	BRACKET, right
3	73043879	2	2	SHIM(1/16" thick - use as required)
4	73063345	-	1	BRACKET, left
	73063346	-	1	BRACKET, right
5	70916264	-	2	CAPSCREW, 5/8" NC x 4"
	70915256	-	2	LOCKNUT, 5/8"NC
6	73063249	-	2	ISOLATOR
	70916272	-	4	CAPSCREW, 3/8" NC x 1-1/4"
	70900367	-	4	NUT, 3/8" NC
7	70916406	4	4	CAPSCREW, 5/8" NF x 1-3/4"
	73026289	4	4	WASHER
	70916589	4	4	NUT, 5/8" NF
8	73071617	1	1	KIT, engine repower(loaders 21C, 10L, and 21S04201 thru 21C06869, 10L06443, and 21S05320)



CYLINDER BLOCK

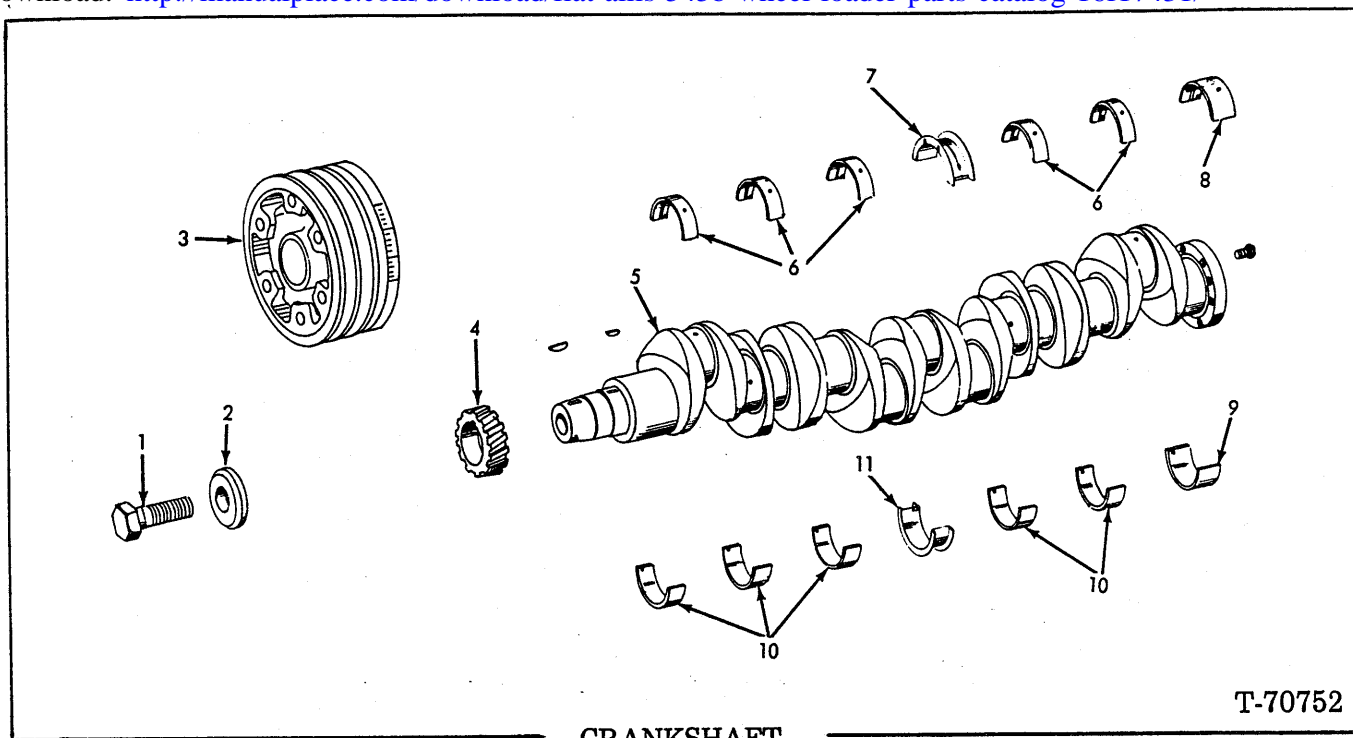
ITEM	PART NO.	QTY.	DESCRIPTION
1	74006957	1	BLOCK ASSY., (Includes items 2, 8, 10, 15, 23, thru 27 and hardware indented below)
	70918850	2	PLUG, pipe, ctsk., 1/8" NPT
	70912415	1	COCK, drain, 1/4" NPT
	70920416	3	PLUG, pipe, hex-hd., 1/2" NPT
	70919134	2	PLUG, pipe, hex-hd., 1/8" NPT
	70920416	3	PLUG, hex. hd., 1/2" NPTF
	70919134	2	PLUG, hex. hd., 1/8" NPTF
2	74025025	1	BEARING, camshaft, front (Std.)
	74025259	1	BEARING, camshaft, front (.010" undersize)
3	74025392	1	PLUG, restrictor, 1/2" pipe
4	74255492	2	PLUG
5	74022129	1	SCREW
6	74500231	1	SPRING
7	74507374	1	PISTON
8	74507673	1	INSERT

CYLINDER BLOCK (Continued)

ITEM	PART NO.	QTY.	DESCRIPTION
9	74255110	1	PLUG
10	74255107	1	PLUG
11	74061938	6	<input type="checkbox"/> SLEEVE KIT
12	74020537	-	* SHIM, cylinder sleeve (.005" thick)
	74020538	-	* SHIM, cylinder sleeve (.010" thick)
	74020539	-	* SHIM, cylinder sleeve (.015" thick)
	74020540	-	* SHIM, cylinder sleeve (.020" thick)
13	74023827	6	<input type="checkbox"/> O-RING, cylinder sleeve (top)
14	74020032	6	<input type="checkbox"/> O-RING, cylinder sleeve (lower)
15	74025238	3	BEARING, camshaft, intermediate and rear (Std.)
	74025258	3	BEARING, camshaft, intermediate and rear (.010" undersize)
16	74023934	1	GAUGE (Not for Loader series 33A)
	73077097	1	GAUGE ASSY. (For Loader series 33A only)(Includes items 31, 32, and 33)
17	74023877	1	ADAPTER
18	74025021	1	<input type="checkbox"/> GASKET
19	74026382	1	PLATE
	70916269	2	CAPSCREW, 3/8" NC x 3/8"
	70910287	2	LOCKWASHER, 3/8"
20	74035474	1	CLOSURE
21	74023455	1	ELBOW
	70916281	2	CAPSCREW, 5/16" NC x 2-3/4"
	70904205	2	LOCKWASHER, 5/16"
	70912369	2	WASHER, plain
	70919840	1	PLUG, hex-hd., 1/4" NPT
22	74025019	1	GASKET
23	74020382	1	† CAP, rear main bearing (Used prior to engine s/n 2D-73595)
	74023889	1	† CAP, rear main bearing (Effective with engine s/n 2D-73595)
24	74020380	4	† CAP, intermediate main bearing (Used prior to engine s/n 2D-73595)
	74023887	4	† CAP, intermediate main bearing (Effective with engine s/n 2D-73595)
25	74023537	1	† CAP, center main bearing (Used prior to engine s/n 2D-73595)
	74007781	1	† CAP, center main bearing (Effective with engine s/n 2D-73595)
26	74023538	1	† CAP, front main bearing (Used prior to engine s/n 2D-73595)
	74023508	1	† CAP, front main bearing (Effective with engine s/n 2D-73595)
27	74020135	14	CAPSCREW
28	74023816	1	GASKET
29	74023532	1	PLATE
	74255723	2	CAPSCREW
30	74254452	1	PLUG (Effective with engine s/n 2D-94617)
31	73072771	1	"S" HOOK
32	73077095	1	CABLE, jack
33	73072776	1	RING, key

} For Loaders series 33A only

- *Use as required when remachining block
- †Replacement bearing caps are semi-finished and must be line bored after installing.
- Also see PACKAGED PARTS



CRANKSHAFT

T-70752

USAGE: *non-piston cooled prior to engine s/n 2D-99137
 **piston cooled effective with engine s/n 2D-99137

ITEM	PART NO.	QTY.		DESCRIPTION	
		*	**		
1	74020148	1	1	CAPSCREW	
2	74020149	1	1	WASHER	
3	74023965	1	1	PULLEY	
	70905845	1	1	KEY, 1/4" x 7/8"	
4	74023979	1	1	GEAR	
	70905845	1	1	KEY, 1/4" x 7/8"	
5	74008147	1	1	CRANKSHAFT (prior to 2D-99137 order std. bearing KIT for piston cooling pages 15 and 17)	
6	74008156	5	-	BEARING (Std.)	} front and intermediate, upper
	74007694	-	5	BEARING (Std.)	
	74008157	5	-	BEARING (.010")	
	74007746	-	5	BEARING (.010")	
	74008158	5	-	BEARING (.020")	
	74007748	-	5	BEARING (.020")	
	74008159	5	-	BEARING (.030")	
	74008166	-	5	BEARING (.030")	
	74022098	5	-	BEARING (.040")	
	7	74008160	1	-	
	74007698	-	1	BEARING (Std.)	
	74008161	1	-	BEARING (.010")	
	74007750	-	1	BEARING (.010")	
	74008162	1	-	BEARING (.020")	
	74007751	-	1	BEARING (.020")	
	74008163	1	-	BEARING (.030")	
	74008164	-	1	BEARING (.030")	
	74022118	1	-	BEARING (.040")	

(Continued)