

0297 4875



Ersatzteilliste

Spares List

Liste de pièces détachées

Catalogo di pezzi di ricambio


Lista de piezas de recambia

D 226-6

MOTOREN - WERKE MANNHEIM AG

Postfach 1563 D6800 Mannheim1 Tel.0621-3841

C - Ausführung (3. Auflage)
6.226.0.006.5460 H 4.81



Typenschild
Name - plate
Plaque de type
Targhetta del tipo
Placa de caracteristicas

MWM	
MOTOREN-WERKE MANNHEIM AG	
D-6800 MANNHEIM	
MOTOR-TYP	<input type="text"/>
MOTOR-NR.	<input type="text"/>
LEISTUNG kW	<input type="text"/>
NACH DIN	<input type="text"/>
DREHZAHL 1/min	<input type="text"/>

Motor - Nummer
Engine - number
Numero du moteur
Numero del motore
No.de motor

EINLEITUNG

Diese Ersatzteilliste enthält die verkäuflichen und auswechselbaren Teile des Motors, die — entsprechend ihrer Zugehörigkeit zu bestimmten Baugruppen — in Bildtafeln zusammengefaßt sind. Abbildungen und Stücklisten sind wegen technischer Weiterentwicklung unverbindlich. Für die Lieferung von Ersatzteilen gelten unsere Verkaufs- und Garantiebedingungen.

Ersatzteilbestellung

Erwarten Sie unsere richtige Lieferung; dazu brauchen wir folgende Angaben:

1. **Motor-Typ** (im Typenschild eingeschlagen)
2. **Motor-Nr.** (im Typenschild und Kurbelgehäuse eingeschlagen)
3. **Stückzahl, Benennung, Teil-Nr., Tafel- und Bild-Nr.** des gewünschten Ersatzteils *
4. **Gewünschte Versandart**
5. **Genaue Anschrift** (falls erforderlich Post- oder Bahnstation)

Bestellbeispiel

Brieflich: Senden Sie uns für den Motor D 226 - 6 Nr. 226.62.01000 ein Stirnzahnrad 6.325.0.371.007.4, Tafel-Nr. 17 - 6010A per Expreßgut an (Anschrift)

Telegrafisch: Expreß ein 17 - 6010A/9 Motor-Nr. 226.62.01000 (Anschrift)

* **Wie finde ich die gewünschten Angaben?** (z.B. Stirnzahnrad zur Nockenwelle)

Im Tafelverzeichnis sucht man zunächst die „Nockenwelle“, findet so die Tafel-Nr. 17 - 6010A und hier in der Abbildung mit Bild-Nr. 9 das gewünschte Zahnrad. In der Stückliste dieser Bildtafel ermittelt man dann bei Bild-Nr. 9 Benennung **Stirnzahnrad** und Teil-Nr. **6.325.0.371.007.4**.

INTRODUCTION

This spare part list comprises the purchasable and replaceable engine parts shown on diagrams and grouped according to their belonging. On account of continuous technical development the figures and part lists are not binding. Our sales and guaranty conditions apply to the delivery of spare parts.

Ordering spare parts

We will supply you properly and therefore we want the following statements:

1. **Engine-Type** (engraved on type-plate)
2. **Engine Number** (engraved on type-plate and crankcase)
3. **Number of Pieces, Name, Part No., Diagram No. and Item-No.,** of the spare part wanted*
4. **Kind of Dispatch you wish**
5. **Your Address** (post or railway station if necessary)

An Example

You will order by letter:

. for engine D 226 - 6 Nr. 226.62.01000 we would have a spurwheel 6.325.0.371.007.4 on diagram No. 17 - 6010A express for (address)

You will order by telegraph: Express send a 17 - 6010A/9 Engine No. 226.62.01000 (address)

* **How to find out the wanted statements?** (i.e.: Spur wheel of the camshaft)

First look for "camshaft" in the list of diagrams and you will find the diagram No. 17 - 6010A then you will discover the desired toothed wheel under item No. 9. On the list of pieces of that diagram you will detect the name of "Stirnzahnrad" (spurwheel) and part No. **6.325.0.371.007.4** under item No. 9.

Anschrift - Address - Adresse - Indirizzo - Dirección

Motoren—Werke Mannheim AG

Postfach 1563

Werk II — Abt. HE

D-6800 Mannheim 1

Telefon: 0621/3841 oder 384 502

Telephone
Téléphone
Telefono
Teléfono

Telex: 0 463 002

Telegramm: ALTERBENZ Mannheim

Telegram
Télégramme
Telegramma
Dirección/telegráfica

AVANT-PROPOS

Cette liste de pièces de rechange comporte les pièces vendables et interchangeable du moteur qui sont groupées dans des planches selon leur appartenance. Figures et nomenclatures n'engagent pas notre responsabilité à cause du développement continu de la technique.

Pour la fourniture de pièces de rechange nos conditions de vente et de garantie sont valables.

Commande de pièces de rechange

Pour que notre fourniture soit exécutée correctement, indiquer ce qui suit:

1. Type de moteur (voir plaque signalétique)
2. Numéro de moteur (voir plaque signalétique et sur carter du vilebrequin)
3. Nombre de pièces, dénomination, numéro de la pièce, numéro de planche et numéro de figure de la pièce désirée *
4. Mode d'envoi désiré
5. Adresse exacte (si nécessaire station postale ou de chemin de fer)

Exemple

Commande par lettre: Envoyez-nous une roue dentée cylindrique 6.325.0.371.007.4 planche no. 17 - 6010A pour le moteur D 226 - 6 no. 226.62.01000 par exprès à (adresse)

Commande télégraphique: Exprès un 17 - 6010A/9 moteur no. 226.62.01000 (adresse)

* Comment trouver les indications désirées? (p. ex.: pignon de l'arbre à cames)

D'abord chercher „l'arbre à cames“ dans la liste des planches. On trouve ainsi la planche no. 17 - 6010A ou il y a la roue dentée désirée sous la figure no. 9. Dans la nomenclature de cette planche on cherche alors la dénomination „Stirnzahnrad“ (pignon) et pièce no. 6.325.0.371.007.

PREFAZIONE

Questo elenco di parti di ricambio contiene le parti vendibili ed intercambiabili del motore riassunti su grafico in gruppi secondo la loro appartenenza.

Figure e nomenclature sono senza impegno a causa del continuo sviluppo tecnico.

Per la fornitura di parti di ricambio le nostre condizioni di vendita e di garanzia sono applicabili.

Ordine di parti di ricambio

Affinchè la nostra fornitura sia corretta fare le indicazioni seguenti:

1. Tipo del motore (ved. targhetta)
2. Numero del motore (ved. targhetta o carter)
3. Numero dei pezzi denominazione, numero della parte, numero del grafico figura-no. della parte desiderata *
4. Modo di spedizione desiderato
5. Indirizzo esatto (in caso di bisogno, indicare stazione postale o ferroviaria)

Esempio

Ordine epistolare: Spediteci per espresso una ruota dentata cilindrica 6.325.0.371.007.4 grafico no. 17 - 6010A motore D 226 - 6 no. 226.01.0.01000 (indirizzo).

Ordine telegrafico: Espresso un 17 - 6010A/9 motore no. 226.62.01000 a (indirizzo)

* Come trovare le indicazioni desiderate? (p.es.: Pignone dell'albero a camme)

Nell'elenco delle grafici si cerca dapprima „l'albero a camme“, così si trova il grafico no. 17 - 6010A e c'è sotto il numero 9 la ruota desiderata. Nella nomenclatura di questo grafico si trova sotto il numero 9 la denominazione „Stirnzahnrad“ (ruota dentata cilindrica) e numero della parte 6.325.0.371.007.4.

INTRODUCCION

Esta lista de piezas de recambio contiene las piezas vendibles e intercambiables del motor agrupadas en cuadros.

Figuras y nomenclaturas están sin compromiso a causa de la evolución continua técnica. Para la entrega de piezas de recambio rigen nuestras condiciones de venta y de garantía.

Pedido de piezas de recambio

Para nuestra entrega correcta indicar lo que sigue:

1. Tipo de motor (véase placa)
2. Número del motor (véase placa o cárter)
3. Número de piezas, denominación, número de pieza, no del cuadro y de la figura de la pieza deseada *
4. Modo de expedición deseado
5. Dirección exacta (en caso necesario indicar posta y estación ferroviaria)

Ejemplo

Pedido epistolar: Nos envíen para el motor D 226 - 6 no. 226.62.01000 una rueda dentada frontal 6.325.0.371.007.4 cuadro no. 17 - 6010A por expreso a (dirección)

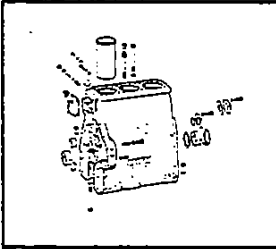
Pedido telegráfico: Expreso un 17 - 6010A/9 motor no. 226.62.01000 a (dirección)

* Cómo acertar las indicaciones deseadas? (p. ej.: piñón de la eje de levas)

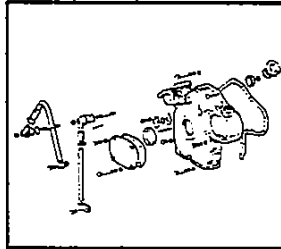
Comenzar por buscar en la lista de cuadros el „árbol de levas“ y se encuentra así el número de cuadro 17 - 6010A y en esto la figura no 9 representando la rueda dentada. En la nomenclatura de este cuadro se busca entonces bajo fig. no. 9 la denominación „Stirnzahnrad“ (rueda dentada frontal) y el número de pieza 6.325.0.371.007.4.

Tafelverzeichnis

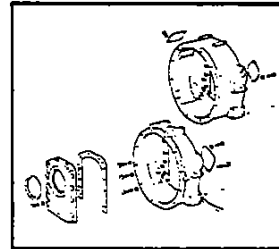
List of Tables
Liste des Planches
Lista de Cuadro
Lista di Tavole



01 - 2010	01 - 3010
01 - 4010	01 - 6010

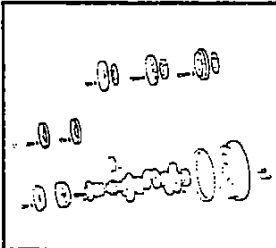


03 - 0010	
-----------	--

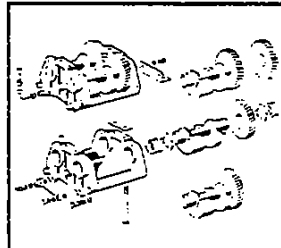


05 - 0010	
-----------	--

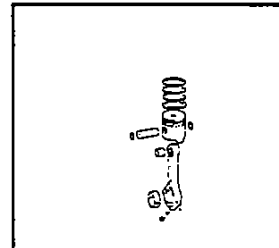
--	--



11 - 2010	11 - 3010
11 - 4010	11 - 6010

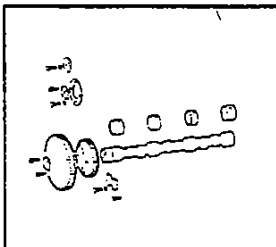


13 - 4010	
-----------	--

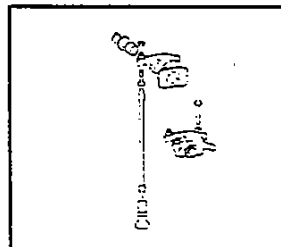


15 - 0010	
-----------	--

--	--



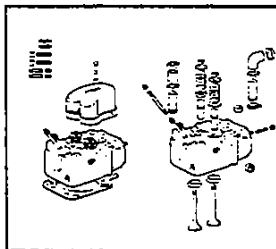
17 - 2010	17 - 3010
17 - 4010	17 - 6010



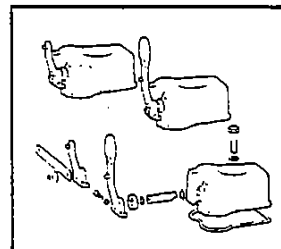
19 - 0010	
-----------	--

--	--

--	--



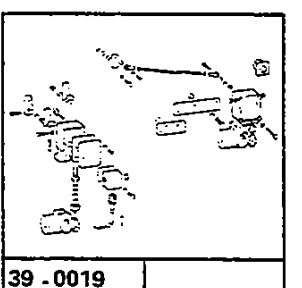
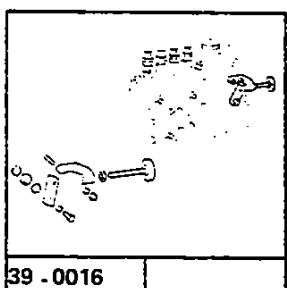
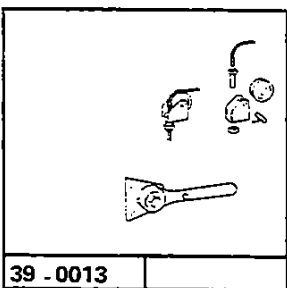
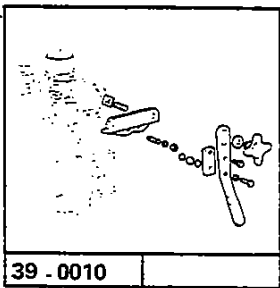

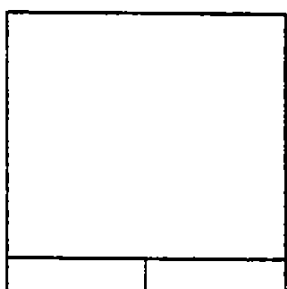
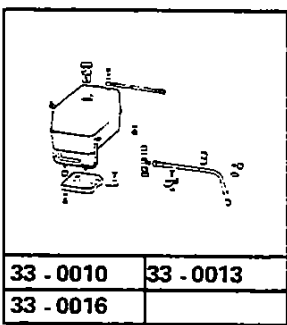
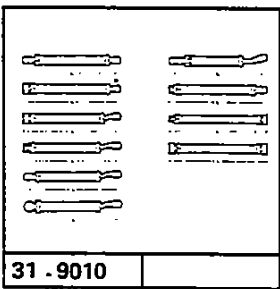
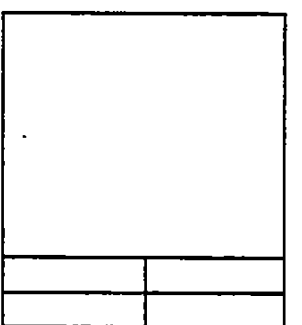
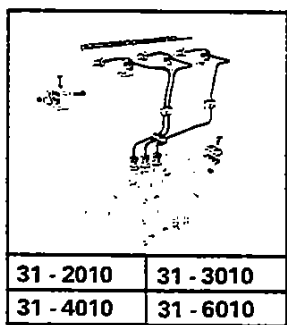
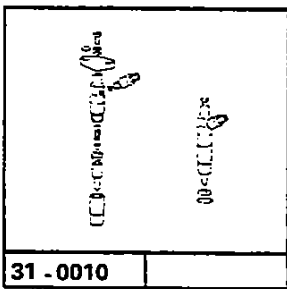
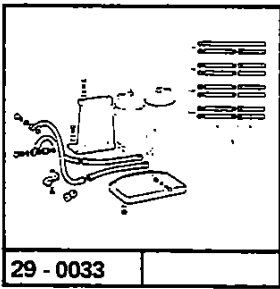
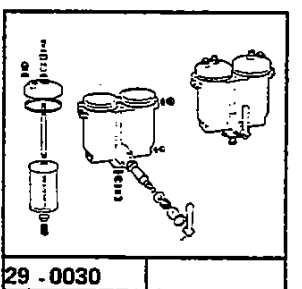
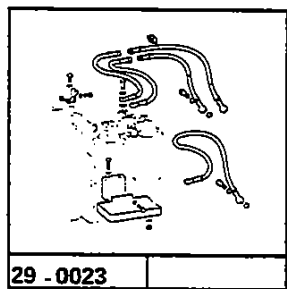
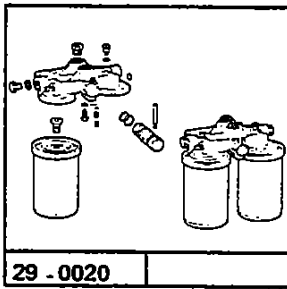
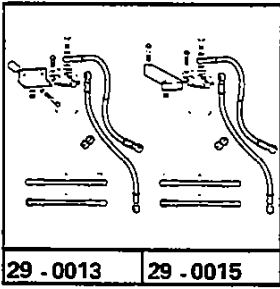
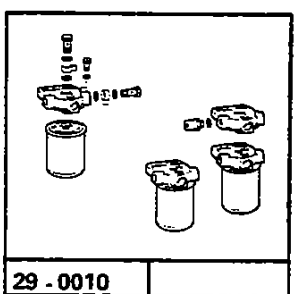
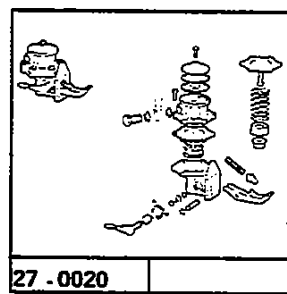
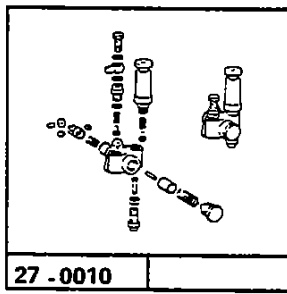

21 - 0010	
-----------	--

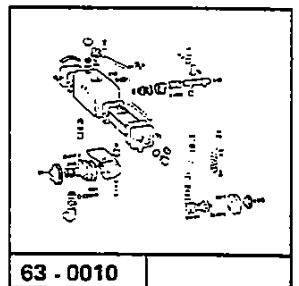
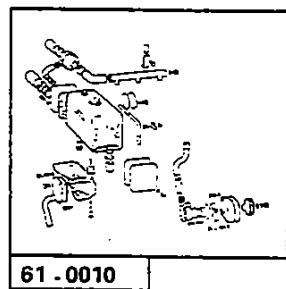

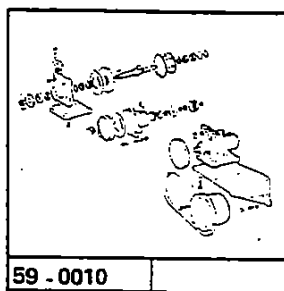


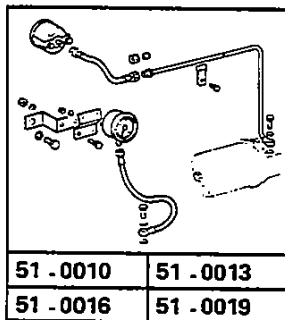
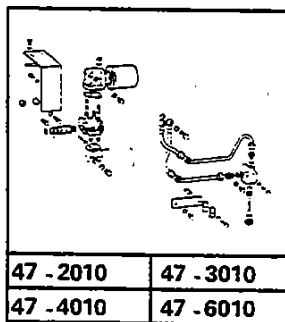
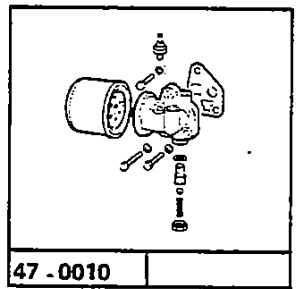
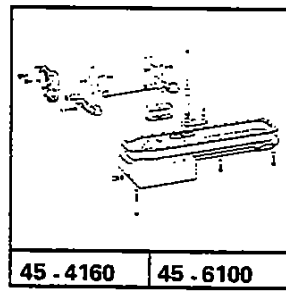
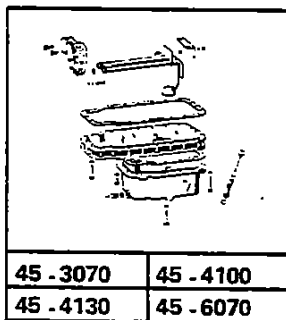
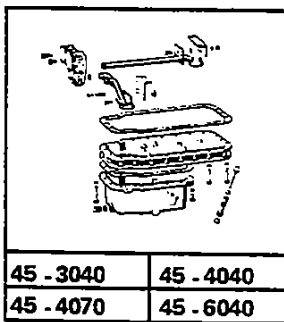
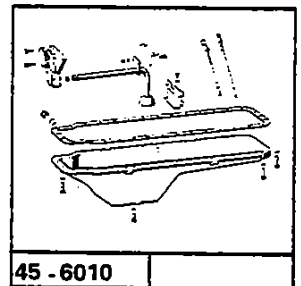
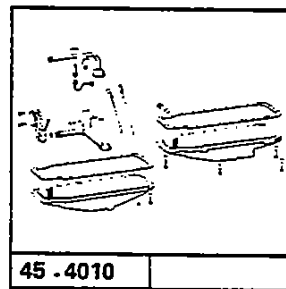
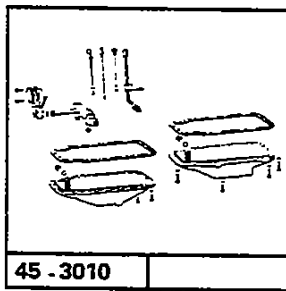
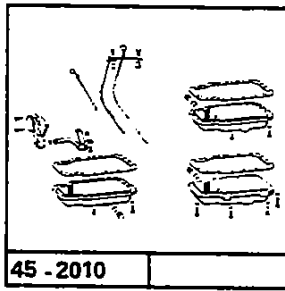
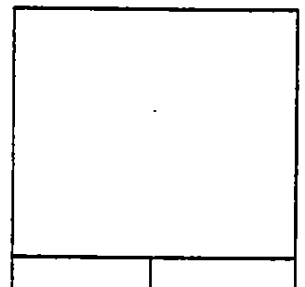

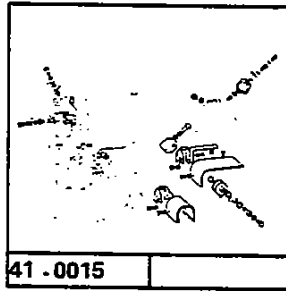
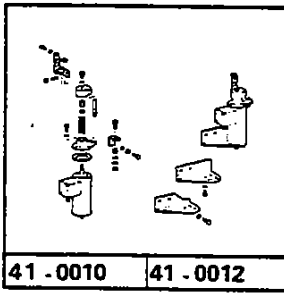


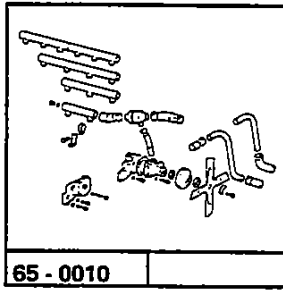
21 - 0030	
-----------	--

--	--

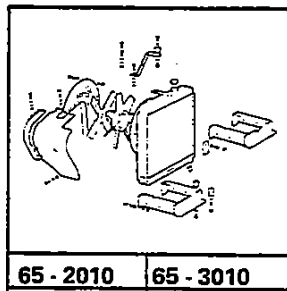
--	--



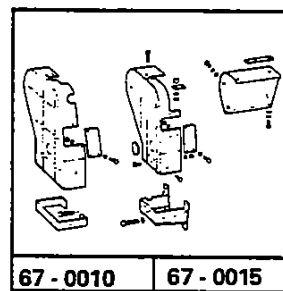




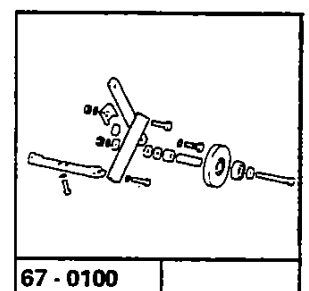
65 - 0010



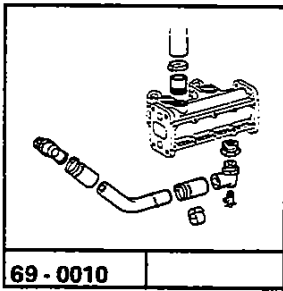
65 - 2010 65 - 3010
65 - 4010 65 - 6010



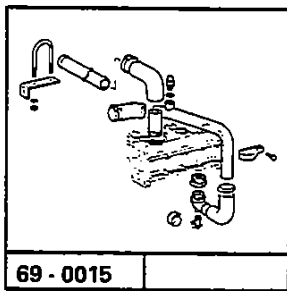
67 - 0010 67 - 0015



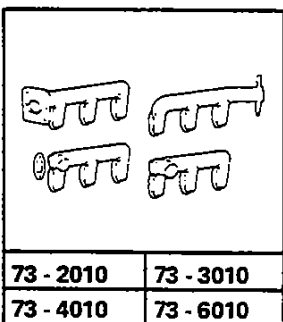
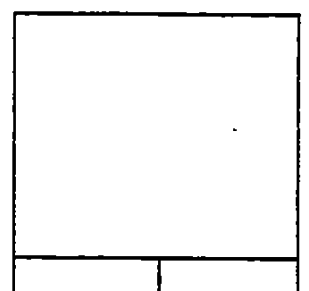

67 - 0100



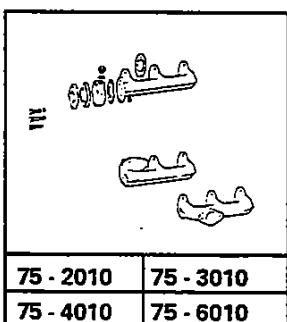
69 - 0010



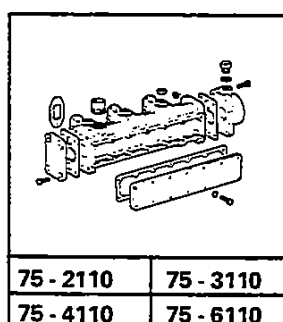
69 - 0015



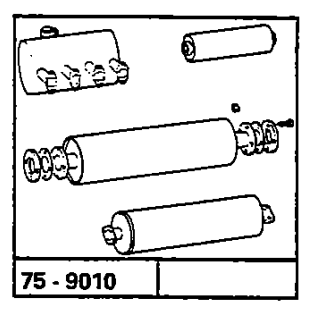
73 - 2010 73 - 3010
73 - 4010 73 - 6010



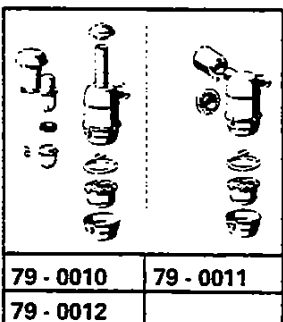
75 - 2010 75 - 3010
75 - 4010 75 - 6010



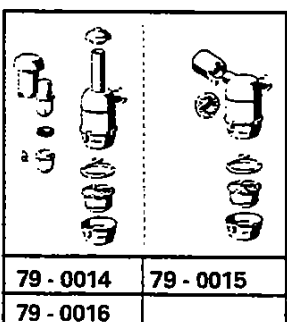
75 - 2110 75 - 3110
75 - 4110 75 - 6110



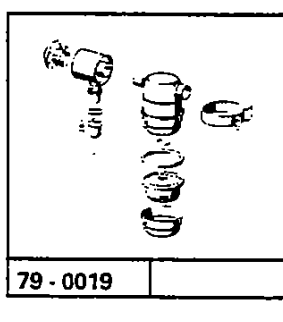
75 - 9010



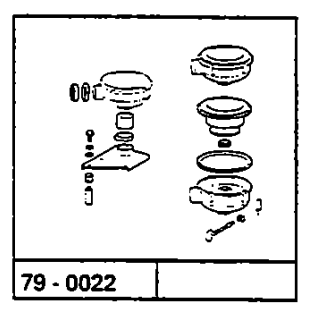
79 - 0010 79 - 0011
79 - 0012



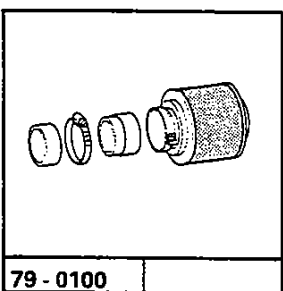
79 - 0014 79 - 0015
79 - 0016



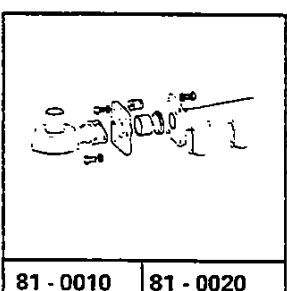
79 - 0019




79 - 0022



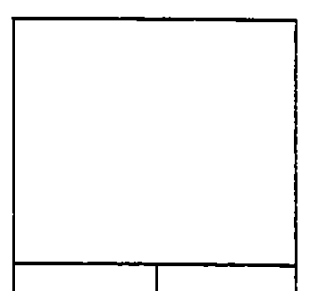
79 - 0100

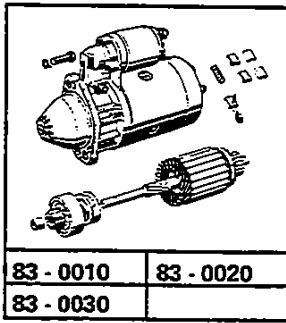


81 - 0010 81 - 0020

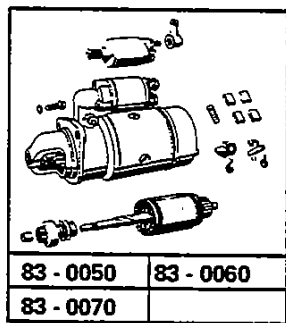


81 - 0030 81 - 0040
81 - 0050

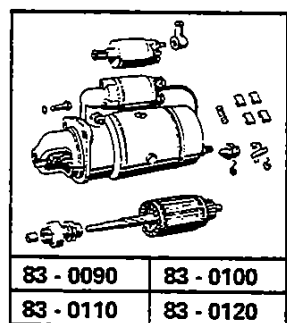




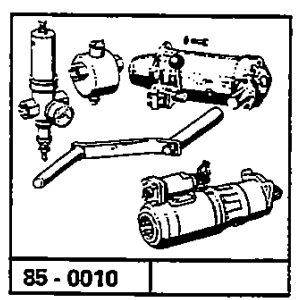
83 - 0010	83 - 0020
83 - 0030	



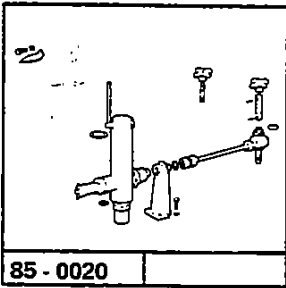
83 - 0050	83 - 0060
83 - 0070	



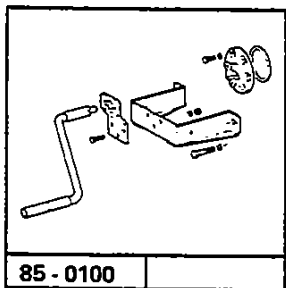
83 - 0090	83 - 0100
83 - 0110	83 - 0120



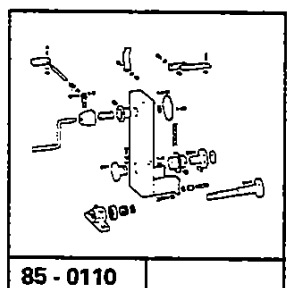
85 - 0010	
-----------	--



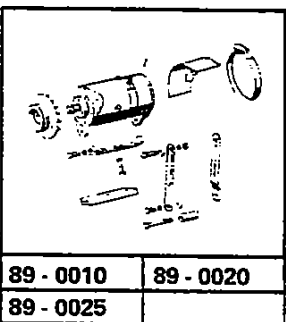

85 - 0020	
-----------	--



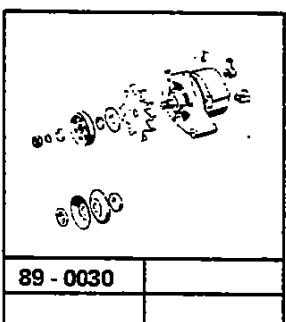
85 - 0100	
-----------	--



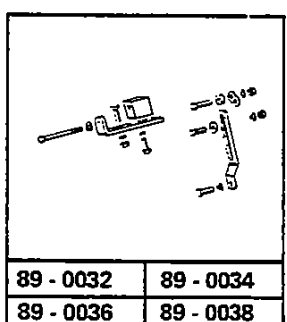
85 - 0110	
-----------	--



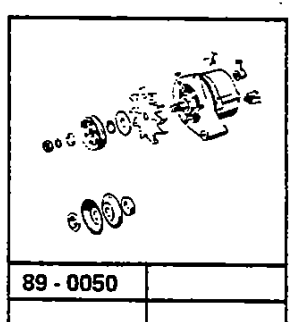
89 - 0010	89 - 0020
89 - 0025	



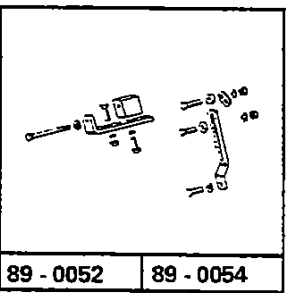
89 - 0030	
-----------	--



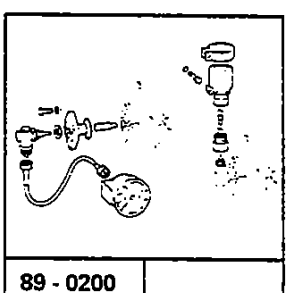
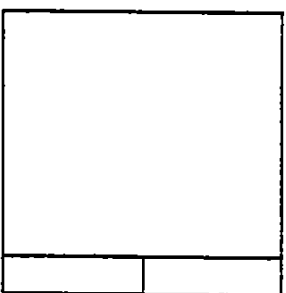
89 - 0032	89 - 0034
89 - 0036	89 - 0038



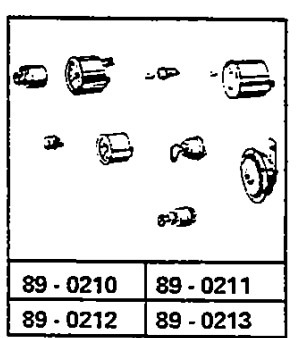
89 - 0050	
-----------	--




89 - 0052	89 - 0054
-----------	-----------



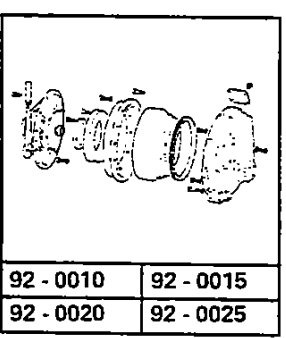
89 - 0200	
-----------	--



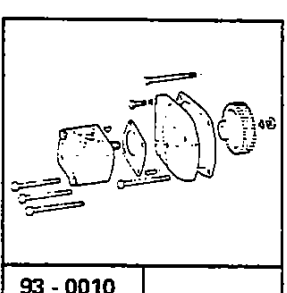
89 - 0210	89 - 0211
89 - 0212	89 - 0213



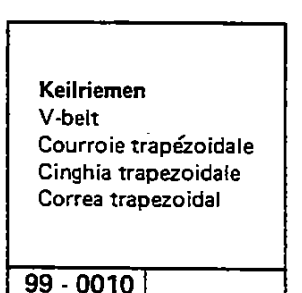
91 - 0010	
-----------	--



92 - 0010	92 - 0015
92 - 0020	92 - 0025



93 - 0010	
-----------	--



Keilriemen
V-belt
Courroie trapézoidale
Cinghia trapezoidale
Correa trapezoidal

99 - 0010	
-----------	--

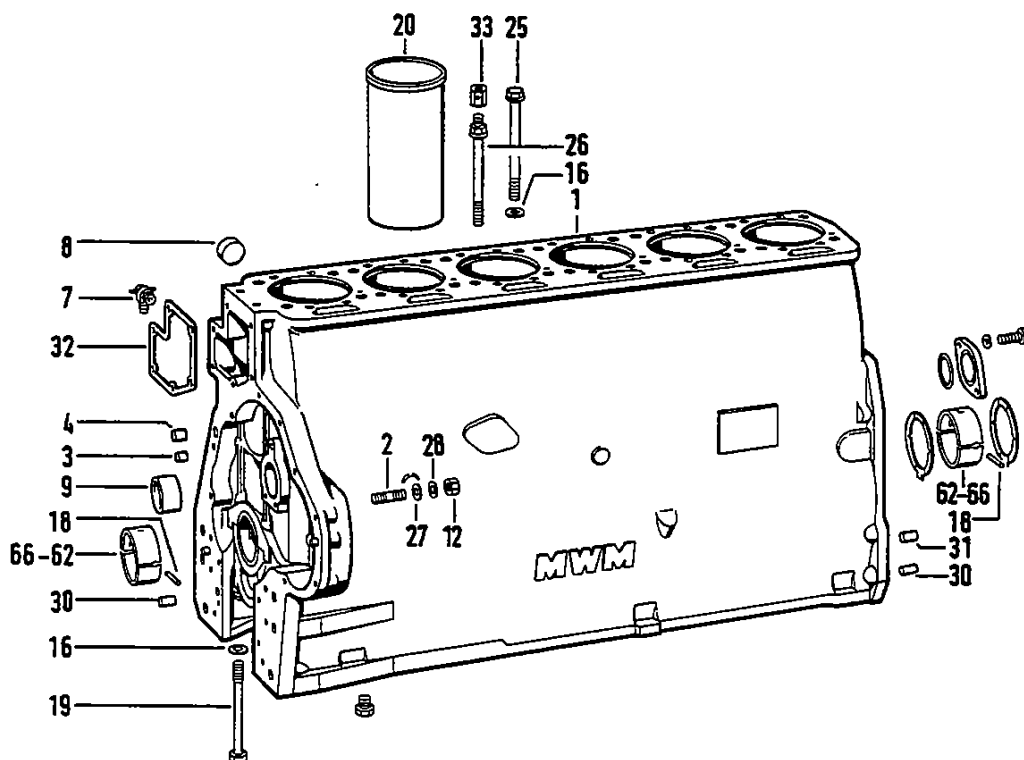


Bild-Nr. Fig. No Fig. no Fig. no Fig. no	Teil Nr. Piece No No de la pièce No del pezzo No de la pieza	Sonderangaben Special data Indications spéciales Dati speciali Indicaciones especiales	Benennung Denomination Dénomination Denominazione Denominación	Stückzahl Number Quantité Quantità Cantidad	
1	6.228.8.110.026.7		Kurbelgehäuse, kpl. mit Bild-Nr. 3-9,16-26,33	Crankcase, compl. with fig.-No. 3-9,16-26,33	1
2	6.0201.10.0.1035	M10x35DIN939-5.8	Stiftschraube	Stud	4
3	6.324.1.327.001.4	10 mm Ø	Stopfen	Plug	9
4	6.324.1.327.002.4	14 mm Ø	Stopfen	Plug	3
5	6.305.0.327.003.4	16 mm Ø	Stopfen (nicht dargestellt)	Plug (not illustrated)	2
7	6.0452.04.8.0014	CM14x1,5 keg DIN 71401	Ablaßventil	Exhaust valve	1
8	6.226.0.976.001.4		Verschlußdeckel	Cap	6
9	6.308.0.432.001.4		Lagerbuchse	Bearing bush	1
12	6.0210.05.4.0100	M10DIN934m-10	Sechskantmutter	Hexagon nut	4
16	6.321.1.340.001.4		Scheibe	Washer	38
18	6.0220.15.0.0408	4x8 DIN 1481	Spannhülse	Clamping sleeve	7
19	6.305.0.350.001.4		Sechskantschraube	Hexagon screw	14
20	6.226.0.132.001.2		Zylinderlaufbuchse	Cylinder liner	6
25	6.228.0.350.001.4		Sechskantschraube	Hexagon screw	22
26	6.228.0.350.002.4		Sechskantschraube	Hexagon screw	2
27	6.0215.01.0.0105	10,5 DIN 125	Scheibe	Washer	4
28	6.0216.05.0.0105	A 10,5 DIN 6797	Zahnscheibe	Tooth lock washer	4
30	6.0220.10.0.0818	8m 6x18 DIN 7	Zylinderstift	Straight pin	4
31	6.0220.10.0.1028	10m 6x28 DIN 7	Zylinderstift	Straight pin	2
32	6.206.0.853.001.4		Formdichtung	Shaped gasket	1
33	6.226.0.360.001.4		Sechskantmutter	Hexagon nut	2
62	6.228.0.430.001.7		Hauptlagerschale, kpl.	Main bearing bush, compl.	7
63	6.228.8.430.003.7		Hauptlagerschale Reparaturstufe I	Main bearing bush Repair stage I	