

1

# TECHNICAL INFORMATION

DAIHATSU  
Charade



DAIHATSU MOTOR CO., LTD.  
DAIHATSU MOTOR SALES CO., LTD.

NO. ECG10-7806-T1  
FOR SOME EUROPEAN COUNTRIES

# TECHNICAL INFORMATION



## FOREWORD

DAIHATSU has put on the market the "DAIHATSU CHARADE" (Model G10), a new small-sized passenger car which has been designed with an entirely new concept so as to meet increasing demand for a resource-saving, fuel-efficient vehicle.

The "DAIHATSU CHARADE" is a passenger car with a refined, hatch-back styling, in which a small-displacement, yet powerful engine has been combined with a compactly-designed, light body. In this way, this versatile "DAIHATSU CHARADE" features excellent fuel-economy, easy-operation and multi-purpose applications usually inherent in wagons alone, at the same time meeting "roominess and running performance," that are the basic requirements for automobiles.

We at DAIHATSU firmly believe that this compactly-built, economical, yet roomy passenger car will be favorably welcomed by all users as a vehicle which has pioneered a new field.

This "Technical Information" book contains the description and summary of the new mechanism of the "DAIHATSU CHARADE" as well as its periodic maintenance procedures.

As for the information regarding servicing items, such as the removal/installation, disassembly/reassembly and repairs, consult the workshop manual for the "DAIHATSU CHARADE."

Published in June, 1978

DAIHATSU MOTOR SALES, CO., LTD.

## CONTENTS

GENERAL INFORMATION .....	3
VEHICLE EXTERNAL VIEWS .....	3
VEHICLE PERSPECTIVE DRAWING .....	4
VEHICLE 4-PLANE DIAGRAMS .....	5
ENGINE PERFORMANCE DIAGRAM .....	6
VEHICLE RUNNING PERFORMANCE DIAGRAM .....	7
VEHICLE MODELS .....	8
CHASSIS SERIAL NUMBER & PATENT PLATE .....	8
SUMMARY OF VEHICLE CONSTRUCTION .....	9
SPECIFICATIONS .....	12
ENGINE .....	22
DESCRIPTION .....	22
ENGINE SECTIONAL VIEWS .....	24
ENGINE EXTERNAL VIEWS .....	26
THE ENGINE PROPER .....	27
VALVE ACTUATING MECHANISM .....	36
LUBRICATION SYSTEM .....	41
COOLING SYSTEM .....	44
FUEL SYSTEM .....	48
INTAKE AND EXHAUST SYSTEM .....	55
ENGINE ELECTRICAL SYSTEM .....	57
ENGINE MOUNTINGS .....	60
EXHAUST EMISSION CONTROL SYSTEM .....	61
POWER TRAIN .....	65
DESCRIPTION .....	65
CLUTCH .....	66
TRANSMISSION .....	67
DIFFERENTIAL .....	78
TRANSMISSION CONTROL MECHANISM .....	79
DRIVE SHAFTS .....	82
FRONT AXLE .....	83
SUSPENSIONS .....	85
FRONT SUSPENSION .....	85
REAR SUSPENSION .....	89
REAR AXLE .....	90
TIRES AND DISC WHEELS .....	93
STEERING .....	95
BRAKES .....	99
BRAKE LINE .....	99
MASTER CYLINDER .....	100
BRAKE BOOSTER .....	100
PROPORTIONING VALVE (P VALVE) .....	103
FRONT BRAKE .....	107

REAR BRAKE .....	108
PARKING BRAKE .....	109
PEDAL RELATED PARTS .....	110
<b>BODY</b> .....	111
MAIN BODY .....	111
BODY SECTIONAL CONSTRUCTION .....	112
WEATHER STRIPS .....	113
SILENCERS AND FLOOR MATS .....	114
VENTILATION OF VEHICLE INTERIOR .....	115
BODY APPOINTMENTS .....	116
ENGINE HOOD RELATED PARTS .....	116
FRONT AND REAR DOORS RELATED PARTS .....	116
BACK DOOR RELATED PARTS .....	119
BUMPERS .....	121
RADIATOR GRILLE, OUTER REAR VIEW MIRRORS AND GLASSES .....	122
MOULDINGS .....	123
VEHICLE BODY COLORS .....	124
INTERIOR APPOINTMENTS .....	125
FRONT SEATS .....	125
REAR SEAT .....	125
SEAT BELTS .....	126
INSTRUMENT PANEL RELATED PARTS .....	127
DOOR TRIMS .....	128
INNER REARVIEW MIRROR .....	129
TOWING HOOKS, JACK AND TOOLS .....	130
<b>BODY ELECTRICAL SYSTEM</b> .....	131
DESCRIPTION .....	131
WIRING HARNESS .....	131
FUSE BLOCK .....	132
BATTERY AND FUSIBLE LINK .....	133
COMBINATION METER .....	133
LIGHT GLOW-STATE WARNING SYSTEM .....	134
WARNING INDICATOR SYSTEM .....	135
SWITCHES .....	139
LIGHTING SYSTEM .....	141
TURN SIGNAL FLASHER .....	142
WIPER .....	146
HEATER .....	150
<b>PERIODIC MAINTENANCE</b> .....	155
GENERAL INFORMATION .....	155
CHECK AND ADJUSTMENT PROCEDURE .....	159
ADJUSTING BRAKE DRUM-TO-LINING CLEARANCE .....	162
<b>SERVICE SPECIFICATIONS</b> .....	172
TIGHTENING TORQUES .....	179
<b>WIRING DIAGRAM</b> .....	185

GENERAL INFORMATION  
VEHICLE EXTERNAL VIEWS



Fig. 1 Front View of Daihatsu CHARADE XG




Fig. 2 Side View of Daihatsu CHARADE XTE

VEHICLE PERSPECTIVE DRAWING


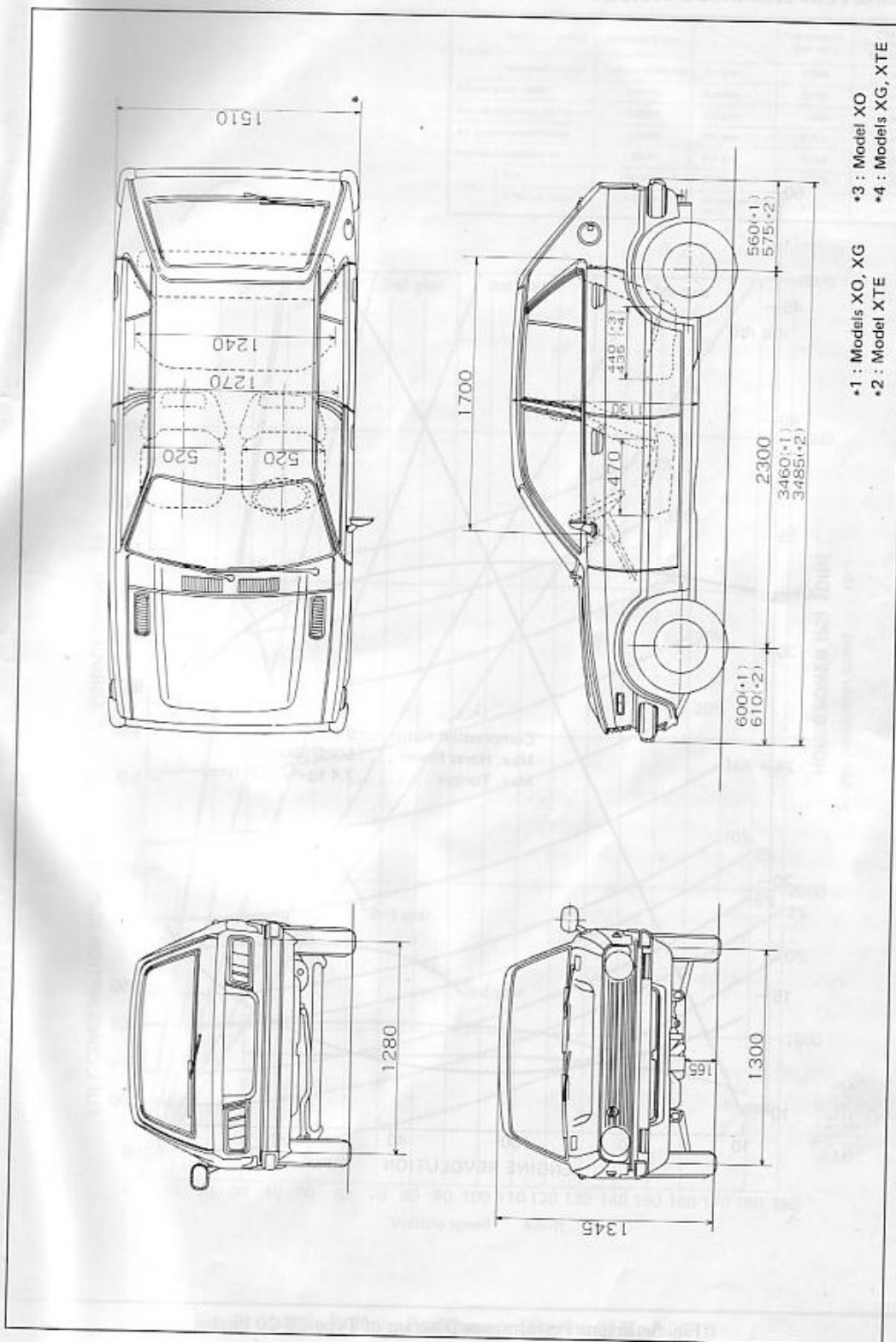


Fig. 3 Perspective Drawing of Model G10

VEHICLE 4-PLANE DIAGRAMS



- \*1 : Models XO, XG
- \*2 : Model XTE
- \*3 : Model XO
- \*4 : Models XG, XTE

Fig. 4 4-Plane Diagrams of Model G10

ENGINE PERFORMANCE DIAGRAM

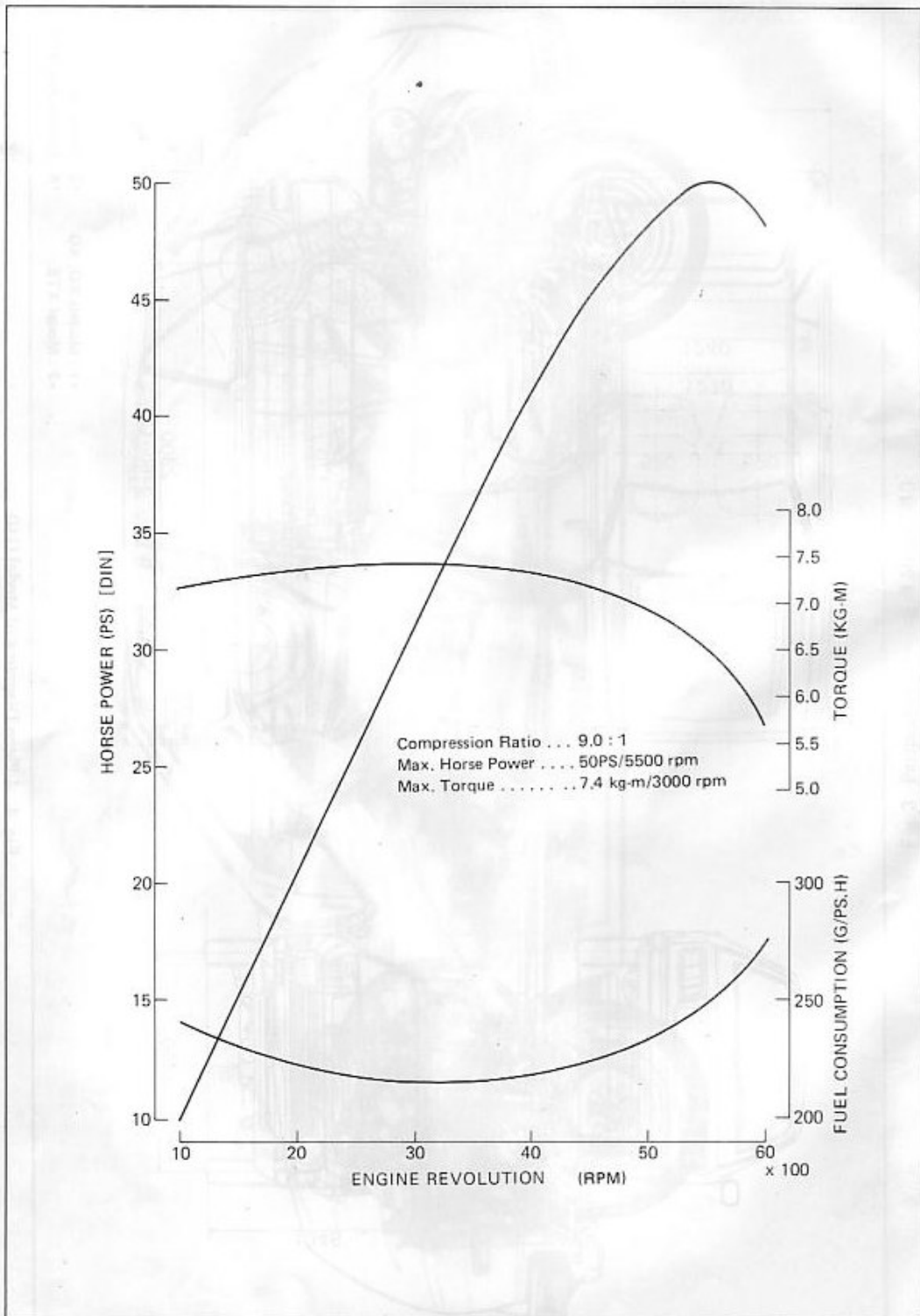


Fig. 5 Engine Performance Diagram of Type CB-20 Engine



VEHICLE RUNNING PERFORMANCE DIAGRAM

Engine	Maximum output	80/5600PS/rpm	Transmission gear ratio	Power transmission efficiency	
	Maximum torque	7.4kg-m/3000-rpm	1st gear	3.666	0.90
Vehicle gross weight		1040kg	2nd gear	2.150	0.90
Rolling resistance coefficient		0.0185	3rd gear	1.464	0.90
Air resistance coefficient		0.0026	4th gear	0.971	0.90
Frontal projected area		1.497m <sup>2</sup>	5th gear	0.795	0.90
Tire	Size	155SR12	Reverse gear	3.529	0.90
	Effective radius	0.286m	Reduction gear ratio	4.277	

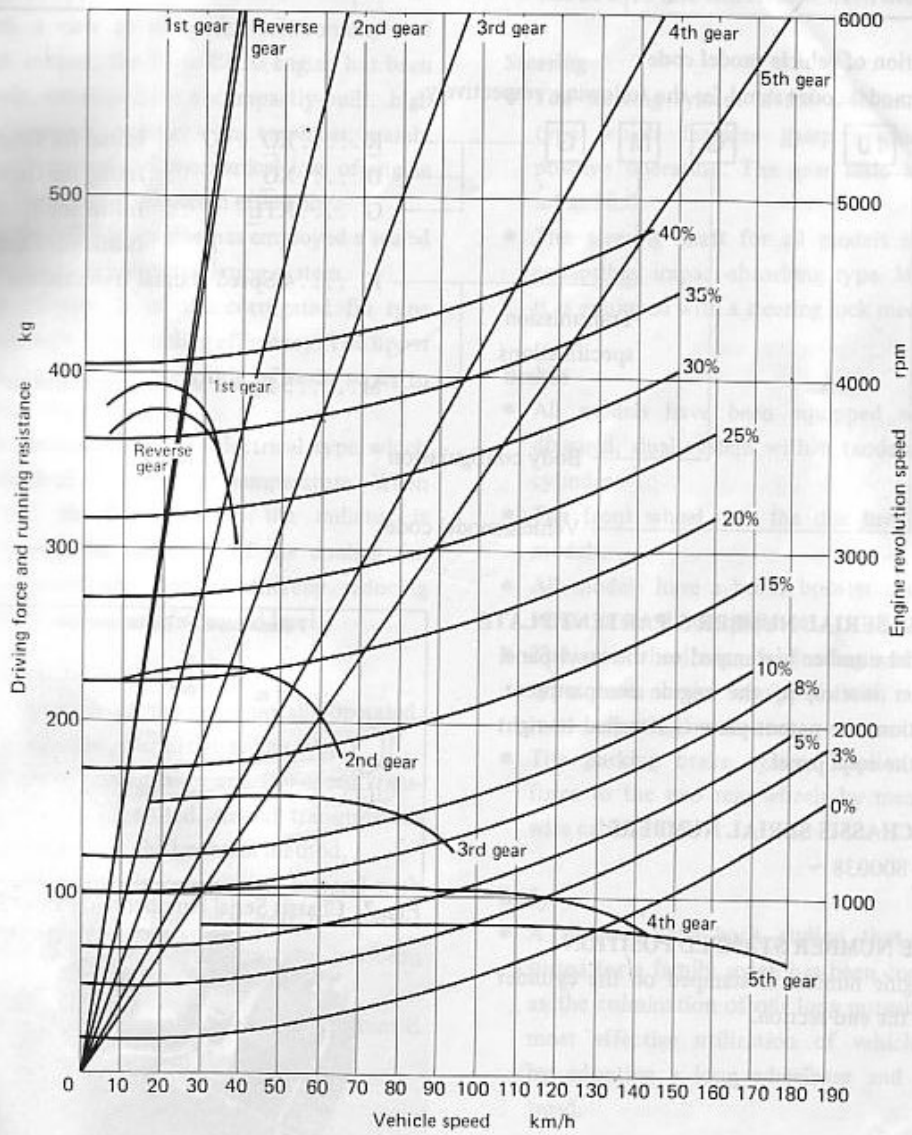


Fig. 6 Vehicle Running Performance Diagram of Model G10

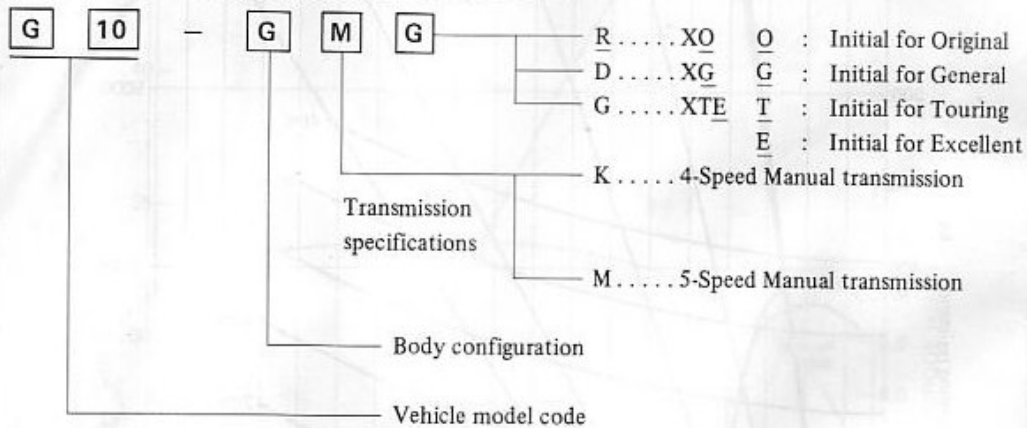
GENERAL INFORMATION

VEHICLE MODELS

Vehicle model	Vehicle nomenclature	Transmission specifications	Tire size	Engine type
G10-GKR	Daihatsu CHARADE XO	4-Speed Manual transmission	Both for front and rear wheels 155 SR 12	CB-20
G10-GMR		5-Speed Manual transmission		
G10-GKD	Daihatsu CHARADE XG	4-Speed Manual transmission		
G10-GMD		5-Speed Manual transmission		
G10-GKG	Daihatsu CHARADE XTE	4-Speed Manual transmission		
G10-GMG		5-Speed Manual transmission		

Explanation of vehicle model code

Vehicle model codes stand for the following, respectively.



CHASSIS SERIAL NUMBER & PARTENT PLATE

The serial number is stamped on the cowl panel at center section in the engine compartment. In addition, the patent plate is attached to right side of the cowl panel.

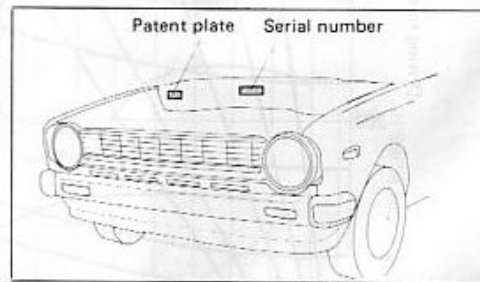


Fig. 7 Chassis Serial Number and Patent Plate

FIRST CHASSIS SERIAL NUMBERS

G10-800038 ~

ENGINE NUMBER STAMPED POSITION

The engine number is stamped on the cylinder head at the end section.




Fig. 8 Engine Number