

*Tractor Test and Power Museum, The Lester F. Larsen*  
*UNL Larsen Tractor Museum Archives*

---

*University of Nebraska › Lincoln*

*Year 1916*

---

Operator's Instruction Manual: Case VA

# OPERATOR'S INSTRUCTION MANUAL

For the Care and Operation of ...



Est. 1842

# CASE



# MODEL "VA" SERIES TRACTORS

*Fourth Edition*

## J. I. CASE CO.

RACINE - WISCONSIN - U. S. A.

## TO PURCHASERS OF NEW CASE MACHINES



Congratulations on your purchase of a CASE machine. Welcome to the ever-increasing number of satisfied CASE owners.

The dependability and economical performance of your new CASE machine will prove that you were wise in making this choice. The organization back of your machine has been building quality farm equipment for more than a century. Your CASE machine was built in one of the largest and best equipped plants in the world. In this factory quality materials, the finest precision machinery, high grade workmanship, thorough inspection, and complete testing equipment are combined to give you the best in performance and economical operation.


The care which you give your machine will have a great deal to do with the service and satisfaction you get from it. By observing the precautions and suggestions in this manual, your CASE machine will serve you well for many years. Make this manual your guide. Should you need information not covered here, or should your machine require special servicing, contact your Case dealer. He has trained men who are kept informed on the best methods of servicing CASE machines in the field or in his shop.

When it becomes necessary, after long use, to replace certain parts on your machine, be sure to use only genuine CASE parts which insure proper fit and continued good service. These may be obtained from your CASE dealer. It is always helpful to provide him with the MODEL AND SERIAL NUMBER of your machine in addition to a description (and part number if available) of the parts required.


## ALPHABETICAL INDEX

Air Cleaner .....	19-20
Battery .....	38-39
Bearings—Front Wheel .....	50-51
Belt Work .....	42-44
Brakes .....	45-46
Carburetor .....	24-25
Clutch .....	41-42
Cold Weather Operation .....	19
Cooling System .....	17-19
Crankcase Breather .....	16
Distributor .....	28-30
Drawbar .....	52-53
Fan Belt .....	18
Fuels .....	21
Fuel Filter .....	25
Generator .....	35-36
Governor .....	25
Hydraulic Lift .....	53-59
Lubrication .....	12-17
Manifolds .....	21-23
Magneto .....	30-33
Oil Filter .....	20
Oil Pump .....	39
Power Take-off .....	51-52
Radiator Shutter .....	23
Seat .....	59-60
Serial Number .....	61
Service Suggestion .....	26-27
Spark Plugs .....	34
Specifications .....	6-7
Speeds .....	7
Starting and Lighting .....	35-37
Starting Engine .....	9-10
Stopping Tractor .....	10
Storing Tractor .....	62
Tires .....	47
Valves .....	40-41
Warranty .....	63
Wheel Weights .....	48-49







"VAC" Tractor



"VA" Tractor



"VAO" Tractor



"VAH" Tractor