

530 Construction King Fork Lift

Operators Manual

9-70892



Reprinted






THIS SAFETY ALERT SYMBOL INDICATES IMPORTANT SAFETY MESSAGES IN THIS MANUAL. WHEN YOU SEE THIS SYMBOL, CAREFULLY READ THE MESSAGE THAT FOLLOWS AND BE ALERT TO THE POSSIBILITY OF PERSONAL INJURY OR DEATH.

M171B

If Safety Decals on this machine use the words **Danger, Warning or Caution**, which are defined as follows:

- **DANGER:** Indicates an immediate hazardous situation which if not avoided, will result in death or serious injury. The color associated with Danger is RED.
- **WARNING:** Indicates an potentially hazardous situation which if not avoided, will result in serious injury. The color associated with Warning is ORANGE.
- **CAUTION:** Indicates an potentially hazardous situation which if not avoided, may result in minor or moderate injury. It may also be used to alert against unsafe practices. The color associated with Caution is YELLOW.

If Safety Decals on this machine are ISO two panel Pictorial, decals are defined as follows:

- The first panel indicates the nature of the hazard.
- The second panel indicates the appropriate avoidance of the hazard.
- Background color is YELLOW.
- Prohibition symbols such as   and  if used, are RED.



WARNING

IMPROPER OPERATION OF THIS MACHINE CAN CAUSE INJURY OR DEATH. BEFORE USING THIS MACHINE, MAKE CERTAIN THAT EVERY OPERATOR:

- Is instructed in safe and proper use of the machine.
- Reads and understands the Manual(s) pertaining to the machine.
- Reads and understands ALL Safety Decals on the machine.
- Clears the area of other persons.
- Learns and practices safe use of machine controls in a safe, clear area before operating this machine on a job site.

It is your responsibility to observe pertinent laws and regulations and follow Case Corporation instructions on machine operation and maintenance.

AFTER DELIVERY CHECKUP

(Owner's Name)	(Date Checkup Performed)	
(Owner's Address)		
(Dealership)	(City)	(State)
Tractor has been operated ____ hours.		
(Tractor Model Number)		(Serial Number)
(Fork Lift Serial Number)		

TRACTOR

- | | |
|---|--|
| <input type="checkbox"/> Check traction clutch.
<input type="checkbox"/> Check brakes.
<input type="checkbox"/> Check tire pressure.
<input type="checkbox"/> Tighten cylinder head and adjust tappets.
<input type="checkbox"/> Check Fuel Injection Pump timing. (Diesel Models)
<input type="checkbox"/> Check Fuel Filtering system.
<input type="checkbox"/> Check distributor timing. (Gasoline Models)
<input type="checkbox"/> Check spark plugs and distributor point gap. (Gasoline Models)
<input type="checkbox"/> Check full governed, no-load engine speed.
<input type="checkbox"/> Tighten all bolts (including those on wheel rim). | <input type="checkbox"/> Check cooling system.
<input type="checkbox"/> Crankcase oil (Change oil and filter if necessary).
<input type="checkbox"/> Oil level in transmission and power steering system.
<input type="checkbox"/> Lubricate all pressure fittings and check oil levels.
<input type="checkbox"/> Check air cleaner.
<input type="checkbox"/> Check all breathers.
<input type="checkbox"/> Check steering, bearing adjustment and front wheel toe-in.
<input type="checkbox"/> Battery, starter, generator and lights.
<input type="checkbox"/> Check operation of all instruments. |
|---|--|

FORK LIFT

- | | |
|--|---|
| <input type="checkbox"/> Check main relief valve pressure on Fork Lift Control Valve.
<input type="checkbox"/> Lubricate all pressure fittings and check hydraulic oil level. | <input type="checkbox"/> Check hydraulic hoses, tubes and fittings for leaks, chafing, and twisting.
<input type="checkbox"/> Check Fork Lift mounting bolts.
<input type="checkbox"/> Check the torque on tie rod bolts. |
|--|---|

DEALER: Question purchaser carefully concerning his experience with the Fork Lift and answer any questions concerning maintenance or operation that are not clear to him.

Checkup _____
Performed by

Signed _____
Dealer

Original- Dealer

Duplicate- Leave in Operator's
 Manual for Customer

Signed _____
Customer

Case Forklift 530ck Operators Manual

Full download: <http://manualplace.com/download/case-forklift-530ck-operators-manual/>