

**Case Industrial
430 Wheel
Fork Lift**

Operators Manual

9-1041








THIS SAFETY ALERT SYMBOL INDICATES IMPORTANT SAFETY MESSAGES IN THIS MANUAL. WHEN YOU SEE THIS SYMBOL, CAREFULLY READ THE MESSAGE THAT FOLLOWS AND BE ALERT TO THE POSSIBILITY OF PERSONAL INJURY OR DEATH.

M171B

If Safety Decals on this machine use the words **Danger, Warning or Caution**, which are defined as follows:

- **DANGER:** Indicates an immediate hazardous situation which if not avoided, will result in death or serious injury. The color associated with Danger is RED.
- **WARNING:** Indicates an potentially hazardous situation which if not avoided, will result in serious injury. The color associated with Warning is ORANGE.
- **CAUTION:** Indicates an potentially hazardous situation which if not avoided, may result in minor or moderate injury. It may also be used to alert against unsafe practices. The color associated with Caution is YELLOW.

If Safety Decals on this machine are ISO two panel Pictorial, decals are defined as follows:

- The first panel indicates the nature of the hazard.
- The second panel indicates the appropriate avoidance of the hazard.
- Background color is YELLOW.
- Prohibition symbols such as   and  if used, are RED.



WARNING

IMPROPER OPERATION OF THIS MACHINE CAN CAUSE INJURY OR DEATH. BEFORE USING THIS MACHINE, MAKE CERTAIN THAT EVERY OPERATOR:

- Is instructed in safe and proper use of the machine.
- Reads and understands the Manual(s) pertaining to the machine.
- Reads and understands ALL Safety Decals on the machine.
- Clears the area of other persons.
- Learns and practices safe use of machine controls in a safe, clear area before operating this machine on a job site.

It is your responsibility to observe pertinent laws and regulations and follow Case Corporation instructions on machine operation and maintenance.

TO THE PURCHASER OF A CASE[®] FORK LIFT

Incorporated into every product of J.I. Case Company are years of engineering experience, skilled manufacturing methods, and the finest materials available. With proper care and operation, your Case Fork Lift will perform years of dependable and economical service.

It is the purpose of this manual to assist you in getting efficient, economical operation through proper care of your Fork Lift.

In the event that you need information not given in this manual, or require the services of a factory-trained, Case Service Man, we recommend you use the facilities offered by the Authorized Case Industrial Dealer or Branch in your locality. They are kept informed on the latest service procedures and are well equipped to supply your service requirements. All Authorized Case Industrial Dealers stock genuine Case parts which should always be used to assure the utmost in economy and life for your Fork Lift.

When ordering parts, always specify the tractor, engine, and Fork Lift serial numbers.

It is the policy of J.I. Case Company to make continuous improvements at all times, without incurring any obligation to make such changes on Tractors or Fork Lifts previously sold.

TABLE OF CONTENTS

SERIAL NUMBER LOCATION 3

INTRODUCTION 4

GENERAL SPECIFICATIONS 7

 Dimensions 8

 Chain 9

 Weights 9

 Hydraulic System 10

LUBRICATION AND HYDRAULIC SYSTEM 11

 Lubrication Points 12

 Lubrication Specifications 12

 Hydraulic System 13

 Hydraulic Oil 14

 Draining Reservoir 14

 Checking Reservoir Oil Level 15

 Cleaning Hydraulic Oil Filter 16

OPERATING INSTRUCTIONS 19

 Rear Weight Box 20

 Seat 21

 Flow Control Valve 22

 Control Levers 24

 Brake Pedals 26

 Dual-Range Shuttle Transmission 26

 Fork Adjustments 26

 Operating Fork Lift 27

 Attachments 28

PREVENTIVE MAINTENANCE 35

 Trouble Shooting Chart 38

INDEX 39

WARRANTY (Inside Back Cover) 41