
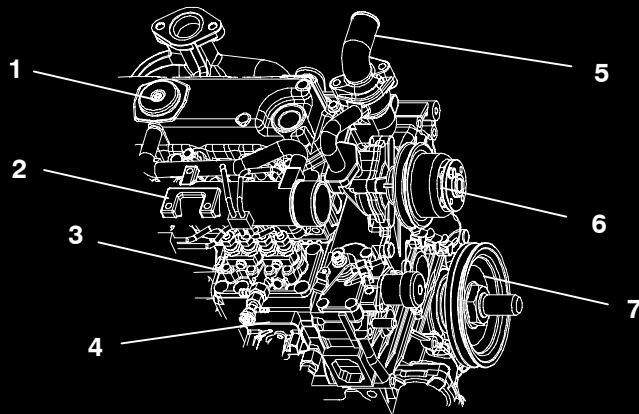




Diesel Engine



SERVICE PARTS LIST

for

V1903-TV (26-00123)

V2203-TV (26-00124)

Beginning With Serial Number 4A0001



TRANSICOLD

SERVICE PARTS LIST

DIESEL ENGINE

V1903-TV (26-00123)

V2203-TV (26-00124)

Beginning With Serial Number 4A0001

TABLE OF CONTENTS

INTRODUCTION	i
REPLACEMENT ENGINE PART NO.	i
ENGINE SERIAL NUMBER MATRIX	i
ORDERING INSTRUCTIONS	i
1. CRANKCASE	1
2. OIL PAN	2
3. CYLINDER HEAD	3
4. GEAR CASE	4
5. VALVE COVER	5
6. OIL FILTER	6
7. DIPSTICK	7
8. OIL PUMP	8
9. BREATHER	9
10. MAIN BEARING CASE	10
11. CAMSHAFT AND IDLE GEAR SHAFT	11
12. PISTON AND CRANKSHAFT	12
13. FLYWHEEL	14
14. FUEL CAMSHAFT	15
15. ENGINE STOP LEVER	16
16. STOP SOLENOID	17
17. INJECTION PUMP	18
18. GOVERNOR	19
19. SPEED CONTROL PLATE	20
20. INJECTORS AND GLOW PLUGS	21
21. FUEL PUMP	22
22. FUEL PUMP ASSEMBLY	23
23. PULLEY	24
24. STARTER	25
25. STARTER ASSEMBLY	26
26. PLUG	28
27. THERMOSTAT	29
28. WATER PUMP	30
29. FAN	31
30. VALVES AND ROCKER ARMS	32
31. INTAKE MANIFOLD	33
32. EXHAUST MANIFOLD	34
33. GASKET SET	35
PART NUMBER INDEX	Index-1

INTRODUCTION

This parts list identifies service replacement parts for the Carrier Transicold models listed in the following Model Chart. The diesel engines are manufactured exclusively for Carrier Transicold transport refrigeration by Kubota.

REPLACEMENT ENGINE PART NO.

MODEL NO.	ENGINE TYPE	NEW ENGINE PART NO.	PRIMARY USE	REPLACES
V1903-E2B-CTD-1	CT4-114-TV (1700 RPM)	26-00123-00*	EXTRA UNITS	26-00108-00
V2203-E2B-CTD-2	CT4-134-TV (1950 RPM)	26-00124-01*	EARLY ULTRA UNITS	26-00101-02

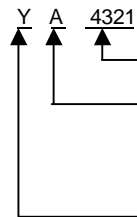
* Beginning with Serial Number 4A0001

ENGINE SERIAL NUMBER MATRIX

Old Serial Number:

654321 6 digits all in numerals

New Serial Number:



Lower 4 digits in numerals

5th Digit Alphabetical Letter (Month of Manufacture).

Alphabetical letter	A,B	C,D	E,F	G,H	J,K	L,M	N,P	Q,R	S,T	U,V	W,X	Y,Z
Month	Jan	Feb	Mar	Apr	May	Jun	Jul	Aug	Sep	Oct	Nov	Dec

6th Digit Alphabetical Letter or Numerals (Year of Manufacture).

Alphabetical letter or numerals	W	X	Y	1	2	3	4	5	6	7	8	9
Year	98	99	00	01	02	03	04	05	06	07	08	09

ORDERING INSTRUCTIONS

All orders and inquiries for parts must include:

- Unit Serial Number
- Part No.
- Description of Part
- Quantity Required

Address all correspondence for parts to the following address:

CARRIER TRANSICOLD DIVISION
 Replacement Components Group, TR-20
 P.O. Box 4805, Syracuse, NY 13221

or
 Fax to : (315) 432-3778

GENERAL NOTES

To find replacement parts, consult table of contents, and turn to the appropriate page for the illustrated breakdown of replacement parts. The following letter designations are used to classify parts throughout this list:

- A/R As Required
- NSS Not Sold Separately - order next higher assembly or kit.
- NS Not Shown in the illustration.
- PL Purchase Locally.