
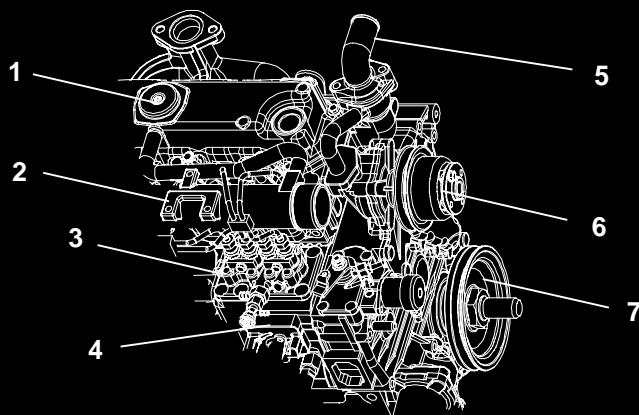




Diesel Engine



SERVICE PARTS LIST

for

CT4-114-IDI (V1902-IDI) - All

CT4-114-DI (V1902-DI) - All

CT4-114-TV (V1903-TV) - Prior to S/N 4A0001

CT4-133-DI (V2202-DI) - All

CT4-134-DI (V2203-DI) - Prior to S/N XA0001

CT4-134-TV (V2203-TV) - Prior to S/N 4A0001



SERVICE PARTS LIST for **DIESEL ENGINE**

CT4-114-IDI (V1902-IDI) - All

CT4-114-DI (V1902-DI) - All

CT4-114-TV (V1903-TV) - Prior to S/N 4A0001

CT4-133-DI (V2202-DI) - All

CT4-134-DI (V2203-DI) - Prior to S/N XA0001

CT4-134-TV (V2203-TV) - Prior to S/N 4A0001

TABLE OF CONTENTS

PARAGRAPH NUMBER	Page
INTRODUCTION	i
REPLACEMENT ENGINE PART NO.	i
ENGINE SERIAL NUMBER MATRIX	i
ORDERING INSTRUCTIONS	ii
GENERAL NOTES	ii
1. CRANKCASE	2
2. OIL PANS	4
2.1. Oil Pan - One Piece	4
2.2. Oil Pan - Two Piece	5
3. DIPSTICK	6
4. CYLINDER HEAD COVER	7
5. CYLINDER HEAD	8
6. VALVES AND ROCKER ARMS	10
7. GEAR CASE	12
8. CAMSHAFT AND IDLE GEAR SHAFT	14
9. INTAKE MANIFOLD	15
10. EXHAUST MANIFOLD	16
11. FLYWHEEL AND FLYWHEEL HOUSING	17
12. CRANKSHAFT AND PISTONS	18
12.1. Crankshaft And Pistons - CT4-114-IDI	18
12.2. Crankshaft And Pistons - CT4-114-DI , 133-DI, 134-DI, 134-TV, 114-TV	20
12.3. Crankshaft And Pistons - CT4-114-TV ,134-TV (S/N 3S0001 Thru 4A0001 Only)	22
13. MAIN BEARING CASE	24
13.1. Main Bearing Case (Engines With S/N 3S0001 Thru 4A0001)	25
14. FUEL CAMSHAFT	26
15. GOVERNOR	28
16. SPEED CONTROL PLATE	30
17. ENGINE STOP LEVER	31
18. THERMOSTAT	32
19. WATER PUMP	33
20. INJECTION PUMP AND FITTINGS	34
21. INJECTORS, FUEL LINES AND GLOW PLUGS	35
21.1. Injectors, Fuel Lines And Glow Plugs - CT4-114-IDI	35
21.2. Injectors, Fuel Lines And Glow Plugs - CT4-114-DI, 133-DI, 134-DI	36
21.3. Injectors, Fuel Lines And Glow Plugs - CT4-134-TV, 114-TV	37
22. INJECTION PUMP ASSEMBLY	38
22.1. Injection Pump Assembly - CT4-114-IDI	38
22.2. Injection Pump Assembly - CT4-114-DI, 133-DI, 134-DI	39
22.3. Injection Pump Assembly - CT4-134-TV, 114-TV	40
23. INJECTOR ASSEMBLY	41

PARAGRAPH NUMBER	Page
24. STARTER	42
24.1. Starter - New Style - One Piece Oil Pan	42
24.2. Starter - Old Style - One Piece Oil Pan	44
24.3. Starter - Two Piece Oil Pan	45
24.4. Starter Assembly - 25-39291-00	46
24.5. Starter Assembly - 25-39316-00	47
25. FUEL PUMP ASSEMBLY	48
26. STOP SOLENOID - CT4-134-TV, CT4-114-TV	49
27. PULLEY	50
28. GASKET SETS	51
28.1. Gasket Set - CT4-114-IDI	51
28.2. Gasket Set - CT4-114-DI	52
28.3. Gasket Set - CT4-133-DI, CT4-134-DI	53
28.4. Upper end Gasket Set - CT4-134-DI	54
28.5. Gasket Set - CT4-134-TV	55
28.6. Gasket Set - CT4-114-TV	56
28.7. Gasket Set - Supplement For Ultra	56
29. ENGINE REBUILD KIT - CT4-114-IDI	57
30. ACCESSORIES AND SERVICE PARTS	58
PART NUMBER INDEX	Index-1

INTRODUCTION

This parts list identifies service replacement parts for the Carrier Transicold models listed in the following Model Chart. The diesel engines are manufactured exclusively for Carrier Transicold transport refrigeration by Kubota.

This Parts List identifies service replacement parts for the Carrier Transicold models listed in Table 1-1. These diesel engines are manufactured exclusively for Carrier Transicold transport refrigeration by Kubota.

REPLACEMENT ENGINE PART NUMBER

MODEL NO.	ENGINE TYPE	OIL PAN	NEW ENGINE PART NO.	REMANUFACTURED PART NO.	PRIMARY USE
V1902-IDI	CT4-114-IDI	1 piece	-	26-50000-00RM	Early Trailer No Lift Pump Mount
V1902-IDI	CT4-114-IDI	1 piece	-	26-50003-00RM	Early Trailer With Lift Pump Mount
V1902-DI	CT4-114-DI	1 piece	CALL FOR INFORMATION		
V1903-TV	CT4-114-TV	2 piece	26-00123-00	-	EXTRA
V2202-DI	CT4-133-DI	1 piece	CALL FOR INFORMATION		
V2203-DI	CT4-134-DI	1 piece	26-00093-00	26-50001-00RM	Phoenix Advantage, T-Bird
Same as 26-50001-00RM but less Flywheel & Housing				26-50001-10RM	Phoenix Advantage, T-Bird
V2203-DI	CT4-134-DI	1 piece	-	26-50016-00RM	GENSET
V2203-DI	CT4-134-DI	2 piece	SEE NOTE	26-50014-00RM	GENSET
V2203-DI	CT4-134-DI	2 piece	SEE NOTE	26-50015-00RM	Trailer Units
V2203-TV	CT4-134-TV	1 piece	26-00094-00	26-50002-00RM	Phoenix Advantage, T-Bird
V2203-TV	CT4-134-TV	2 piece	26-00101-02	26-50004-00RM	Trailer Units
NOTE: Refer to Manual 62-10295 for New CT4-134-DI Low Emissions Engine					
Remanufactured engines are less fuel pump and starter.					

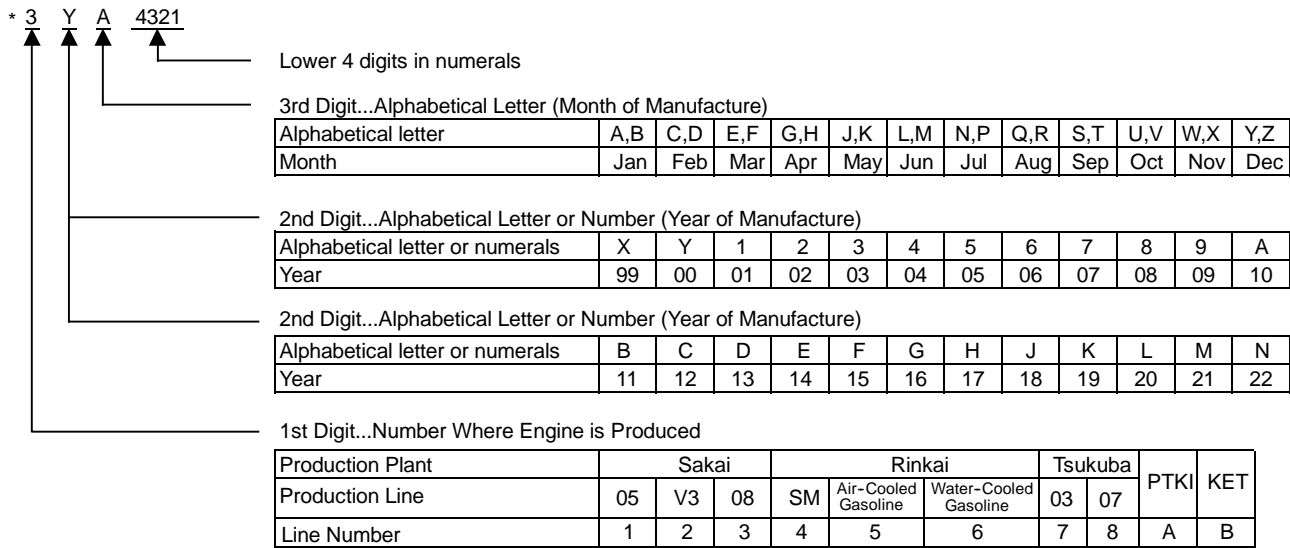
ENGINE SERIAL NUMBER MATRIX

Old Serial Number:

654321... 6 digits all in numerals - Pre 1999 IDI Engine

DIB12345... DIB Prefix with a 5 digit number - Pre 1999 DI Engine

Current Serial Number:



* Beginning on June 1, 2012 the 6-digit serial number will be replaced by the 7-digit serial number. The 1st digit will signify the location of engine manufacture to eliminate the possibility of duplicate serial numbers.

ORDERING INSTRUCTIONS

All orders and inquiries for parts must include:

- Unit Serial Number
- Part No.
- Description of Part
- Quantity Required

Address all correspondence for parts to the following address:

CARRIER TRANSICOLD DIVISION
 Replacement Components Group, TR-20
 P.O. Box 4805, Syracuse, NY 13221

or
 Fax to : (315) 432-3778

GENERAL NOTES

To find replacement parts, consult table of contents, and turn to the appropriate page for the illustrated breakdown of replacement parts. The following letter designations are used to classify parts throughout this list:

- A/R *As Required*
- NS *Not Shown* in the illustration.
- NLO *No Longer Offered*
- NSS *Not Sold Separately* - order next higher assembly or kit.
- PL *Purchase Locally.*

ENGINE PHOTOGRAPH



One Piece Oil Pan



Two Piece Oil Pan