

**1993**

**BMW**

**318i, 318is, 325i,  
325is (E36)**

**Electrical**

**Troubleshooting  
Manual**

Vehicles Produced 09/92 to 08/93

PN 01 00 1 468 774



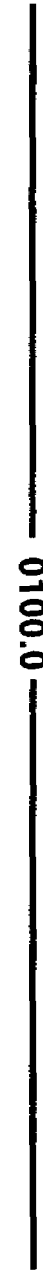
## ELECTRICAL TROUBLESHOOTING MANUAL

### 3 SERIES – E36 (318i, 318is, 325i, 325is)

#### SCHEMATICS

#### MODEL YEAR 1993

0100.0	INDEX	6211.0	INSTRUMENT CLUSTER
0110.0	INTRODUCTION	6213.2	MULTI-FUNCTION CLOCK
0140.0	SYMBOLS	6300.0	LIGHT SWITCH DETAILS
0670.0	POWER DISTRIBUTION CHART	6312.0	HEADLIGHTS/FOG LIGHTS
0670.1	FUSE CHART	6313.0	TURN/HAZARD LIGHTS
0670.2	POWER DISTRIBUTION	6314.0	PARK/TAIL/UNDERHOOD LIGHTS
0670.3	FUSE DETAILS	6320.0	LICENSE PLATE/LUGGAGE COMPARTMENT LIGHTS
0670.4	GROUND DISTRIBUTION	6322.0	BACK UP LIGHTS
0670.5	DATA LINK	6325.0	BRAKE LIGHTS
1210.9	ENGINE CONTROL SYSTEM (DME M1.7, 4-CYLINDER M42)	6330.3	INTERIOR LIGHTS
1210.13	ENGINE CONTROL SYSTEM (DME M3.3.1, 6-CYLINDER M50)	6332.1	GLOVE BOX LIGHT/CASSETTE BOX/ ASHTRAY LIGHT/CHARGING SOCKET/ CIGAR LIGHTER
1230.0	CHARGING SYSTEM	6350.0	CRASH CONTROL MODULE
1240.0	START	6412.5	PARK VENTILATION WITH IHKR
2460.2	ELECTRONIC TRANSMISSION CONTROL (EGS A4S 310R)	6424.0	REAR WINDOW DEFOGGER
3234.0	SUPPLEMENTAL RESTRAINT SYSTEM (AIRBAG)	6450.4	INTEGRATED CLIMATE REGULATION (IHKR E36)
3450.0	SLIP CONTROL (ABS)	6510.0	RADIO/CD PLAYER (PROVISIONS)
5116.0	POWER MIRRORS	6510.1	RADIO/HIFI
5126.2	CENTRAL LOCKING MODULE II (ZVM II)	6561.0	CELLULAR TELEPHONE (PROVISIONS)
5133.1	POWER WINDOWS (FH)	6571.0	CRUISE CONTROL (TEMPOMAT)
5200.0	POWER SEATS	6575.2	ANTI-THEFT SYSTEM (ALPINE)
5203.0	HEATED SEATS	6581.2	ON-BOARD COMPUTER (BC V)
5410.1	POWER SUN ROOF (SHD)	7000.0	COMPONENT LOCATION CHART
6133.0	HORN	7100.0	COMPONENT LOCATION VIEWS
6160.1	WIPER/WASHER MODULE (WWM)	8000.0	SPLICE LOCATION VIEWS
6167.1	HEADLIGHT WASHER (SRA)	8500.0	CONNECTOR VIEWS
6169.0	WINDSHIELD WASHER JET HEATERS		



0100.0



# INDEX

ABS HYDRAULIC UNIT, Y1 .....	3450.0-01
ABS PEDAL TRAVEL SENSOR, S123 .....	3450.0-01
ABS PUMP MOTOR RELAY, K75 .....	3450.0-00
ABS RELAY, K10 .....	3450.0-00
AIR BAG GAS GENERATOR I, PASSENGER'S, G6 .....	3234.0-01
AIR BAG GENERATOR, DRIVER'S, G5 .....	3234.0-00
AIR CONDITIONING COMPRESSOR, Y2 .....	6450.4-05
ANTENNA AMPLIFIER AM/FM, N8 .....	6424.0-00
ANTI-THEFT CONTROL MODULE (ALPINE), N12w .....	6575.2-00
ANTI-THEFT HORN (ALPINE), H1w .....	6575.2-01
ANTI-THEFT SYSTEM (ALPINE) .....	6575.2-00
AUTOMATIC CUT-OUT, F56 .....	5133.1-01
AUTOMATIC TRANSMISSION RANGE SWITCH, S3 .....	2460.2-03
AUXILIARY FAN MOTOR, M9 .....	6450.4-06
AUXILIARY TURN LIGHT, LEFT FRONT, H9 .....	6313.0-02
AUXILIARY TURN LIGHT, RIGHT FRONT, H8 .....	6313.0-02
BACK UP LIGHTS .....	6322.0-00
BACK UP LIGHT, LEFT, H27 .....	6322.0-00
BACK UP LIGHT, RIGHT, H28 .....	6322.0-00
BATTERY, G1 .....	0670.2-00
B+ JUMP START JUNCTION POINT, G6430 .....	0670.2-00
BLOWER MOTOR, M30 .....	6450.4-01
BLOWER RELAY, K4 .....	6450.4-00
BLOWER RESISTORS, R11 .....	6450.4-01
BLOWER SWITCH, S75 .....	6450.4-01
BRAKE FLUID LEVEL SWITCH, B18 .....	6211.0-00
BRAKE LIGHT, LEFT, H24 .....	6325.0-00
BRAKE LIGHT, RIGHT, H31 .....	6325.0-00
BRAKE LIGHT SWITCH, S29 .....	6525.0-00
BRAKE LIGHT SWITCH, S30 .....	6525.0-01
BRAKE LIGHTS .....	6325.0-00
BRAKE PAD SENSOR, LEFT FRONT, B16 .....	6211.0-01
CAMSHAFT ACTUATOR, B6208 .....	1210.13-01
CAMSHAFT POSITION SENSOR (CYLINDER IDENTIFICATION), B6204 .....	1210.9-04
CAPACITOR, C1 .....	6330.3-00
CASSETTE BOX LIGHT, E45y .....	6300.0-00

CD CHANGER, N22 .....	6510.1-00
CELLULAR TELEPHONE (PROVISIONS) .....	6561.0-00
CENTRAL LOCKING MODULE, A30 .....	5126.2-00
CENTRAL LOCKING MODULE II (ZVM II) .....	5126.2-00
CHARGING SYSTEM .....	1230.0-00
CHECK CONTROL MODULE, A4 .....	6581.2-03
CHILD PROTECTION CONTROL (CONSOLE), S130 .....	5133.1-03
CHIME MODULE, H10 .....	6581.2-01
CLUTCH SWITCH, S32 .....	6525.0-01
COMBINATION SWITCH, S7 .....	6312.0-00
COMBINATION SWITCH, S7 .....	6313.0-00
COMFORT RELAY, K78 .....	5133.1-00
COMFORT RELAY, K78 .....	5410.1-00
COMPONENT LOCATION CHART .....	7000.0-00
COMPONENT LOCATION VIEWS .....	7100.0-00
COMPRESSOR CONTROL RELAY, K19 .....	6450.4-05
CONNECTOR VIEWS .....	8500.0-00
CONTACT RING, C100 .....	3234.0-00
CRANKSHAFT POSITION/RPM SENSOR, B6203 .....	1210.9-04
CRANKSHAFT POSITION/RPM SENSOR, B6203 .....	1210.13-04
CRASH CONTROL MODULE, N17 .....	6350.0-01
CRASH CONTROL MODULE .....	6350.0-00
CRUISE CONTROL ACTUATOR (TEMPOMAT), M25 .....	6571.0-01
CRUISE CONTROL (TEMPOMAT) .....	6571.0-00
CRUISE CONTROL MODULE (TEMPOMAT), A8 .....	6571.0-00
CRUISE CONTROL SWITCH, S28 .....	6571.0-00
CYL. 1-2 KNOCK SENSOR, B6241 .....	1210.9-05
CYL. 1-2 KNOCK SENSOR, B6241 .....	1210.13-05
CYL. 1 FUEL INJECTION VALVE, Y6101 .....	1210.9-01
CYL. 1 FUEL INJECTION VALVE, Y6101 .....	1210.13-01
CYL. 1-6 FUEL PUMP RELAY, K6301 .....	1210.13-02
CYL. 1 IGNITION COIL, T6151 .....	1290.9-02
CYL. 1 IGNITION COIL, T6151 .....	1290.13-03
CYL. 2 FUEL INJECTION VALVE, Y6102 .....	1210.9-01
CYL. 2 FUEL INJECTION VALVE, Y6102 .....	1210.13-01
CYL. 2 IGNITION COIL, T6152 .....	1290.9-02
CYL. 2 IGNITION COIL, T6152 .....	1290.13-03

CYL. 3 FUEL INJECTION VALVE, Y6103	1210.9-01
CYL. 3 FUEL INJECTION VALVE, Y6103	1210.13-01
CYL. 3-4 KNOCK SENSOR, B6242	1210.9-05
CYL. 3-4 KNOCK SENSOR, B6242	1210.13-05
CYL. 3 IGNITION COIL, T6153	1290.9-02
CYL. 3 IGNITION COIL, T6153	1290.13-03
CYL. 4 FUEL INJECTION VALVE, Y6104	1210.9-01
CYL. 4 FUEL INJECTION VALVE, Y6104	1210.13-01
CYL. 4 IGNITION COIL, T6154	1290.9-02
CYL. 4 IGNITION COIL, T6154	1290.13-03
CYL. 5 FUEL INJECTION VALVE, Y6105	1210.13-01
CYL. 5 IGNITION COIL, T6155	1290.9-02
CYL. 5 IGNITION COIL, T6155	1290.13-03
CYL. 6 FUEL INJECTION VALVE, Y6106	1210.13-01
CYL. 6 IGNITION COIL, T6156	1290.9-02
CYL. 6 IGNITION COIL, T6156	1290.13-03
DASH VENT MIXING FLAP MOTOR, M34	6450.4-04
DATA LINK	0670.5-00
DATA LINK CONNECTOR, D100	0670.5-00
DAYTIME RUNNING LIGHTS CODING DIODE, V4	6314.0-02
DOOR HANDLE SWITCH, DRIVER'S, S48	5126.2-01
DOOR JAMB SWITCH, DRIVER'S, S14	5126.2-01
DOOR JAMB SWITCH, LEFT REAR, S16	5126.2-01
DOOR JAMB SWITCH, PASSENGER'S, S13	5126.2-01
DOOR JAMB SWITCH, REAR RIGHT, S15	5126.2-01
DOOR LOCK MOTOR, DRIVER'S, M12	5126.2-04
DOOR LOCK MOTOR, LEFT REAR, M15	5126.2-03
DOOR LOCK MOTOR, M13	5126.2-04
DOOR LOCK MOTOR, REAR, RIGHT, M14	5126.2-03
DOOR LOCK SWITCH, DRIVER'S, S47	5126.2-00
DOOR LOCK SWITCH, PASSENGER'S, S49	5126.2-00
ELECTRONIC TRANSMISSION CONTROL (EGS A4S 310R)	2460.2-00
ENGINE CONTROL MODULE (DME), A6000	1210.9-00
ENGINE CONTROL MODULE (DME), A6000	1210.13-00
ENGINE CONTROL MODULE RELAY, K6300	1210.9-00
ENGINE CONTROL MODULE RELAY, K6300	1210.13-00
ENGINE CONTROL SYSTEM (DME M1.7, 4-CYLINDER M42)	1210.9-00

ENGINE CONTROL SYSTEM (DME M3.3.1, 6-CYLINDER, M50)	1210.13-00
ENGINE COOLANT LEVEL SWITCH, S63	6581.2-03
ENGINE COOLANT TEMPERATURE SENSOR, B6232	6211.0-02
ENGINE COOLANT TEMPERATURE SENSOR, B6236	1210.9-05
ENGINE COOLANT TEMPERATURE SENSOR, B6236	1210.13-05
ENGINE HOOD SWITCH, S21w	6581.2-02
EVAPORATIVE EMISSION VALVE, Y6120	1210.9-01
EVAPORATIVE EMISSION VALVE, Y6120	1210.13-01
EVAPORATOR TEMPERATURE SENSOR, B14	6450.4-03
FOG LIGHT, LEFT, E26	6312.0-00
FOG LIGHT, LEFT REAR, H26	6312.0-04
FOG LIGHT, RIGHT, E27	6312.0-00
FOG LIGHT, RIGHT, REAR, H29	6312.0-04
FOG LIGHT SWITCH, S10	6312.0-00
FRESH AIR FLAP MOTOR, M36	6450.4-04
FRONT ASHTRAY LIGHT, E25	6332.1-00
FRONT CIGAR LIGHTER, E28	6332.1-00
FRONT CIGAR LIGHTER LIGHT, E29	6300.0-03
FRONT DOME LIGHT/MAP READING ASSEMBLY, E34	6330.3-00
FRONT FOG LIGHT RELAY, K47	6312.0-00
FRONT POWER DISTRIBUTION BOX, P90	0670.2-00
FUEL LEVEL SENSOR, B6	6211.0-04
FUEL PUMP, M2	1210.9-03
FUEL PUMP, M2	1210.13-02
FUEL PUMP RELAY, K6301w	1210.9-03
FUSE CHART	0670.1-00
FUSE DETAILS	0670.3-00
FUSIBLE LINK, F97	0670.2-01
GAS FILLER LOCK MOTOR, M16	5126.2-05
GENERATOR, G6509	1230.0-00
GLOVE BOX LIGHT, E42	6332.1-00
GLOVE BOX LIGHT/CASSETTE BOX/ASHTRAY LIGHT/ CHARGING SOCKET/CIGAR LIGHTER	6332.1-00
GLOVE BOX LIGHT SWITCH, S37	6332.1-00
GROUND DISTRIBUTION	0670.4-00
HALL EFFECT CAMSHAFT SENSOR, B6209	1210.13-05



# INDEX

HAZARD FLASHER RELAY, K16 .....	6313.0-00
HAZARD SWITCH, S18 .....	6313.0-01
HEADLIGHT/FOG LIGHT WASHER PUMP, M7 .....	6167.1-00
HEADLIGHT/FOGLIGHT CLEANING MODULE (SRA), N6 .....	6167.1-00
HEADLIGHT WASHER (SRA) .....	6167.1-00
HEADLIGHTS/FOG LIGHTS .....	6312.0-00
HEAT EXCHANGER TEMPERATURE SENSOR, LH, B11 .....	6450.4-03
HEAT EXCHANGER TEMPERATURE SENSOR, RH, B12 .....	6450.4-03
HEATED OXYGEN SENSOR, B6200 .....	1210.9-04
HEATED OXYGEN SENSOR, B6200 .....	1210.13-06
HEATED SEATS .....	5203.0-00
HIFI AMPLIFIER, A18 .....	6510.1-00
HIGH BEAM LIGHT RELAY, K46 .....	6312.0-01
HIGH BEAM LIGHT, LEFT, E11 .....	6312.0-01
HIGH BEAM LIGHT, RIGHT, E12 .....	6312.0-01
HIGH RANGE SPEAKER, LEFT REAR, H56 .....	6510.1-01
HIGH RANGE SPEAKER, RIGHT FRONT, H50 .....	6510.0-00
HIGH RANGE SPEAKER, RIGHT FRONT, H50 .....	6510.1-02
HIGH RANGE SPEAKER, RIGHT REAR, H53 .....	6510.1-02
HIGH LEVEL STOP LIGHT, H34 .....	6325.0-00
HIGH RANGE SPEAKER, LEFT FRONT, H59 .....	6510.1-01
HIGH SPEED RELAY, K22 .....	6450.4-06
HORN .....	6133.0-00
HORN, LEFT, H2 .....	6133.0-00
HORN RELAY, K2 .....	6133.0-00
HORN, RIGHT, H3 .....	6133.0-00
HORN SWITCH, S4 .....	6133.0-00
HOT FILM AIR MASS METER, B6217 .....	1210.13-05
IDLE SPEED CONTROL VALVE, Y6130 .....	1210.9-01
IDLE SPEED CONTROL VALVE, Y6130 .....	1210.13-01
IGNITION SWITCH, S2 .....	0670.2-04
IHKR CONTROL PANEL, S134y .....	6450.4-02
IMPACT SENSOR, LEFT FRONT, S71 .....	3234.0-00
IMPACT SENSOR, RIGHT FRONT, S72 .....	3234.0-00
INDEX .....	0100.0-00
INERTIA SWITCH, S27 .....	5126.2-00
INSTRUMENT CLUSTER, A2 .....	6211.0-00

INSTRUMENT CLUSTER .....	6211.0-00
INTAKE AIR RESONANCE CHANGEVER VALVE, Y6131 .....	1210.9-01
INTAKE AIR TEMPERATURE SENSOR, B6205 .....	1210.13-05
INTEGRATED CLIMATE REGULATION (IHKR E36) .....	6450.4-00
INTEGRATED CLIMATE REGULATION CONTROL MODULE, A87y .....	6450.4-00
INTENSIVE WASH PUMP, M5 .....	6160.1-02
INTERIOR LIGHTS .....	6330.3-00
INTERIOR LIGHT, LEFT REAR, E39 .....	6330.3-00
INTERIOR LIGHT, RIGHT REAR, E40 .....	6330.3-00
INTRODUCTION .....	0110.0-00
JET HEATER THERMOSWITCH, S198 .....	6169.0-00
KICK-DOWN SWITCH, S8507 .....	2460.2-04
LICENSE PLATE LIGHT, LEFT, E43 .....	6320.0-00
LICENSE PLATE LIGHT, RIGHT, E44 .....	6320.0-00
LICENSE PLATE/LUGGAGE COMPARTMENT LIGHTS .....	6320.0-00
LIGHT SWITCH, S8 .....	6300.0-00
LIGHT SWITCH DETAILS .....	6300.0-00
LOW BEAM LIGHT, LEFT, E13 .....	6312.0-01
LOW BEAM LIGHT RELAY, K48 .....	6312.0-01
LOW BEAM LIGHT, RIGHT, E14 .....	6312.0-01
LOW RANGE SPEAKER, LEFT FRONT, H58 .....	6510.0-00
LOW RANGE SPEAKER, LEFT FRONT, H58 .....	6510.1-01
LOW RANGE SPEAKER, LEFT REAR, H57 .....	6510.1-01
LOW RANGE SPEAKER, RIGHT REAR, H52 .....	6510.1-02
LOW RANGE SPEAKER, RIGHT FRONT, H51 .....	6510.0-00
LOW RANGE SPEAKER, RIGHT FRONT, H51 .....	6510.1-02
MAKEUP MIRROR LIGHT, DRIVER'S, E35 .....	6330.3-00
MAKEUP MIRROR LIGHT, PASSENGER'S, E36 .....	6330.3-00
MAKEUP MIRROR SWITCH, DRIVER'S, S77 .....	6330.3-00
MAKEUP MIRROR SWITCH, PASSENGER'S, S78 .....	6330.3-00
MID-HIGH RANGE SPEAKER, LEFT, H42 .....	6510.1-01
MID-HIGH RANGE SPEAKER, RIGHT, H43 .....	6510.1-02
MIDRANGE SPEAKER, LEFT FRONT, H55 .....	6510.1-01
MIDRANGE SPEAKER, RIGHT FRONT, H54 .....	6510.1-02
MICROPHONE, B400 .....	6561.0-00
MIRROR CONTROL SWITCH, S17 .....	5116.0-00



# INDEX

MIRROR, DRIVER'S SIDE, Y5 .....	5116.0-01
MIXING ACTUATOR, R1 .....	6450.4-03
MULTI-FUNCTION CLOCK, N10 .....	6213.2-00
MULTI-FUNCTION CLOCK .....	6213.2-00
NORMAL SPEED RELAY, K21 .....	6450.4-06
OIL PRESSURE SWITCH, B6231 .....	6211.0-00
ON-BOARD COMPUTER, N4 .....	6581.2-00
ON-BOARD COMPUTER (BC V) .....	6581.2-00
ON-BOARD COMPUTER HORN RELAY, K91 .....	6581.2-02
ON-BOARD COMPUTER TEMPERATURE SENSOR, B21 .....	6581.2-00
OUTSIDE TEMPERATURE SENSOR, B13 .....	6450.4-03
OXYGEN SENSOR RELAY, K6303 .....	1210.9-04
OXYGEN SENSOR RELAY, K6303 .....	1210.13-02
PARK BRAKE SWITCH, S31 .....	6211.0-00
PARK HEATING/VENTILATION RELAY BOX, A15 .....	6412.5-01
PARK LIGHT/LICENSE PLATE LIGHT RELAY, RIGHT, K25 .....	6300.0-01
PARK LIGHT/LICENSE PLATE LIGHT RELAY, RIGHT, K25 .....	6314.0-02
PARK LIGHT, LEFT, E15 .....	6314.0-01
PARK LIGHT, RIGHT, E19 .....	6314.0-01
PARK LIGHT RELAY, LEFT, K26 .....	6314.0-02
PARK/TAIL/UNDERHOOD LIGHTS .....	6314.0-00
PARK VENTILATION WITH IHKR .....	6412.5-00
POWER WINDOW MODULE, PASSENGER'S, A961 .....	5133.1-06
POWER WINDOW MODULE, DRIVER'S SIDE, A61 .....	5133.1-02
POWER WINDOW SWITCH, DRIVER'S, S126y .....	5133.1-02
POWER WINDOW SWITCH, PASSENGER'S, S127y .....	5133.1-01
POWER WINDOW SWITCH, REAR DOOR (CONSOLE) LH, S128y .....	5133.1-03
POWER WINDOW SWITCH, REAR DOOR (CONSOLE) RH, S129y .....	5133.1-03
POWER DISTRIBUTION .....	0670.2-00
POWER DISTRIBUTION CHART .....	0670.0-00
POWER MIRRORS .....	5116.0-00
POWER SEATS .....	5200.0-00
POWER SUN ROOF (SHD) .....	5410.0-00
POWER WINDOWS (FH) .....	5133.1-00
PRESSURE SWITCH, B9508 .....	6450.4-06

PROGRAM SWITCH, S8503 .....	2460.2-00
RADIO, N9 .....	6510.1-00
RADIO/CD PLAYER (PROVISIONS) .....	6510.0-00
RADIO/HIFI .....	6510.1-00
RADIO MICROSWITCH, S20y .....	6581.2-02
REAR ASHTRAY LIGHT, E28y .....	6300.0-03
REAR BRAKE PAD SENSOR, B17 .....	6211.0-01
REAR DEFOGGER/ANTENNA, E10 .....	6424.0-01
REAR DEFOGGER I, E9 .....	6424.0-01
REAR DEFOGGER RELAY, K13 .....	6424.0-00
REAR FOG LIGHT SWITCH, S82 .....	6312.0-04
REAR WINDOW DEFOGGER .....	6424.0-00
RECIRCULATION FLAP MOTOR, M40 .....	6450.4-04
RESISTOR, R8554 .....	1210.13-04
REVERSING LIGHT SWITCH, S8511 .....	6322.0-00
SEATBACK HEATER, DRIVER'S, E56 .....	5203.0-00
SEATBACK HEATER, PASSENGER'S, E59 .....	5203.0-00
SEATBACK RECLINER MOTOR, DRIVER'S, M53 .....	5200.0-00
SEATBACK RECLINER MOTOR, PASSENGER'S, M58 .....	5200.0-01
SEAT BELT SWITCH, DRIVER'S, S58 .....	6211.0-01
SEAT BELT SWITCH, PASSENGER'S, S59 .....	3234.0-01
SEAT CONTROL SWITCH, DRIVER'S, S51 .....	5200.0-00
SEAT CONTROL SWITCH, PASSENGER'S, S56 .....	5200.0-01
SEAT CUSHION TILT MOTOR, DRIVER'S, M50 .....	5200.0-00
SEAT CUSHION TILT MOTOR, PASSENGER'S, M61 .....	5200.0-01
SEAT HEATER, DRIVER'S, E57 .....	5203.0-00
SEAT HEATER, PASSENGER'S, E58 .....	5203.0-00
SEAT HEATER SWITCH, DRIVER'S, S53 .....	5203.0-00
SEAT HEATER SWITCH, PASSENGER'S, S54 .....	5203.0-00
SEAT HEIGHT MOTOR, DRIVER'S, M52 .....	5200.0-00
SEAT HEIGHT MOTOR, PASSENGER'S, M59 .....	5200.0-01
SEAT LOAD ASSEMBLY, A113 .....	3234.0-01
SEAT MOVEMENT MOTOR, DRIVER'S, M51 .....	5200.0-00
SEAT MOVEMENT MOTOR, PASSENGER'S, M60 .....	5200.0-01
SHIFT-LOCK, Y19 .....	2460.2-04
SIDE MIRROR, PASSENGER'S, Y6 .....	5116.0-01
SLIP CONTROL (ABS) .....	3450.0-00



# INDEX

SLIP CONTROL MODULE (ABS), A7 .....	3450.0-00
SPEAKER, LEFT FRONT, H41 .....	6561.0-00
SPEAKER, LEFT REAR, H46 .....	6510.0-00
SPEAKER, LEFT REAR, H46 .....	6510.1-01
SPEAKER, RIGHT REAR, H45 .....	6510.0-00
SPEAKER, RIGHT REAR, H45 .....	6510.1-02
SPEED SENSOR - ABS, LEFT FRONT, B2 .....	3450.0-02
SPEED SENSOR - ABS, LEFT REAR, B4 .....	3450.0-03
SPEED SENSOR - ABS, RIGHT FRONT, B1 .....	3450.0-02
SPEED SENSOR - ABS, RIGHT REAR, B3 .....	3450.0-02
SPLICE LOCATION VIEWS .....	8000.0-00
START .....	1240.0-00
STARTER, M6510 .....	1240.0-01
STARTER RELAY, K1 .....	1240.0-01
SUNROOF CONTROL ASSEMBLY, A56 .....	5410.1-01
SUNROOF MOTOR, M24 .....	5410.1-01
SUNROOF SWITCH, S38 .....	5410.1-01
SUPPLEMENTAL RESTRAINT SYSTEM (AIR BAG) .....	3234.0-00
SUPPLEMENTAL RESTRAINT SYSTEM CONTROL MODULE, A12 .....	3234.0-00
SUPPRESSION FILTER, C900 .....	6424.0-01
SYMBOLS .....	0140.0-00
TAIL LIGHT, LEFT, H25 .....	6314.0-01
TAIL LIGHT, LEFT, H37 .....	6314.0-01
TAIL LIGHT, RIGHT, H30 .....	6314.0-01
TAIL LIGHT, RIGHT, H39 .....	6314.0-01
TELEPHONE HANDSET, U4 .....	6561.0-00
TELEPHONE TRANSCEIVER, H38 .....	6561.0-00
TEMPERATURE SWITCH, S36 .....	6450.4-06
THROTTLE POSITION SENSOR, R6252 .....	1210.9-05
THROTTLE POSITION SENSOR, R6252 .....	1210.13-05
TRANSMISSION CONTROL MODULE (EGS), A8500 .....	2460.2-00
TRANSMISSION POSITION INDICATOR LIGHT, E82 .....	2460.2-03
TRANSMISSION VALVE UNIT, Y8505 .....	2460.2-01
TRUNK LIGHT ASSEMBLY, LEFT, E46 .....	6314.0-01

TRUNK COMPARTMENT LIGHT, E32 .....	6320.0-00
TRUNK LIGHT ASSEMBLY, LEFT, E46 .....	6322.0-00
TRUNK LIGHT ASSEMBLY, LEFT, E46 .....	6325.0-01
TRUNK LIGHT ASSEMBLY, LEFT, E46 .....	6581.2-04
TRUNK LIGHT ASSEMBLY, LEFT, E46 .....	6312.0-04
TRUNK LIGHT ASSEMBLY, LEFT, E46 .....	6313.0-02
TRUNK LIGHT ASSEMBLY, LEFT, E46 .....	6581.2-05
TRUNK LIGHT ASSEMBLY, RIGHT, E47 .....	6312.0-04
TRUNK LIGHT ASSEMBLY, RIGHT, E47 .....	6313.0-02
TRUNK LIGHT ASSEMBLY, RIGHT, E47 .....	6314.0-01
TRUNK LIGHT ASSEMBLY, RIGHT, E47 .....	6322.0-00
TRUNK LIGHT ASSEMBLY, RIGHT, E47 .....	6325.0-01
TRUNK LIGHT ASSEMBLY, RIGHT, E47 .....	6581.2-04
TRUNK LIGHT ASSEMBLY, RIGHT, E47 .....	6581.2-05
TRUNK LIGHT SWITCH, S61y .....	6575.2-00
TRUNK LOCK MOTOR, M17 .....	5126.2-05
TURN/HAZARD LIGHTS .....	6313.0-00
TURN LIGHT, LEFT FRONT, H7 .....	6313.0-02
TURN LIGHT, LEFT REAR, H6 .....	6313.0-02
TURN LIGHT, RIGHT FRONT, H4 .....	6313.0-02
TURN LIGHT, RIGHT REAR, H5 .....	6313.0-02
TWIN RELAY MODULE, N21 .....	6160.1-02
UNDERHOOD LIGHT, E20 .....	6300.0-00
UNDERHOOD LIGHT SWITCH, S19 .....	6300.0-00
UNLOADER RELAY, TERMINAL 15, K9 .....	5203.0-00
VEHICLE SPEED SENSOR, B10 .....	6211.0-04
VOLUME AIR FLOW SENSOR, B6233 .....	1210.9-05
WASHER FLUID LEVEL SWITCH, S64 .....	6581.2-03
WASHER JET HEATER, LEFT, E51 .....	6169.0-00
WASHER JET HEATER, RIGHT, E52 .....	6169.0-00
WASHER PUMP, M4 .....	6160.1-00
WASHER PUMP, M4 .....	6160.1-02
WINDOW MOTOR, PASSENGER'S, M23 .....	5133.1-01
WINDOW MOTOR, RIGHT REAR, M22 .....	5133.1-03
WINDOW MOTOR, LEFT REAR, M20 .....	5133.1-03





## INDEX

---

WINDOW SWITCH, LEFT REAR, S41 .....	5133.1-03
WINDOW RETRACTION DOOR HANDLE CONTACT SWITCH, PASSENGER'S, S180 .....	5126.2-02
WINDOW RETRACTION DOOR HANDLE CONTACT SWITCH, DRIVER'S, S179 .....	5126.2-02
WINDOW SWITCH, RIGHT REAR, S42 .....	5133.1-03
WINDSHIELD WASHER JET HEATERS .....	6169.0-00
WIPER MOTOR, M3 .....	6160.1-00
WIPER MOTOR RELAY, K53 .....	6160.1-01
WIPER RELAY, K11 .....	6160.1-01
WIPER/WASHER MODULE, A51 .....	6160.1-02
WIPER/WASHER MODULE (LOW II), A64 .....	6160.1-00
WIPER/WASHER MODULE (WWM) .....	6160.1-00

## Schematics

The schematics divide the entire vehicle electrical system into individual circuits. Interacting electrical components are shown on one common schematic.

Switches and other components are represented in such a way that their general layout and function are self-explicit. They are arranged on the sheet such that the current path can be followed from positive (top) to negative (bottom).

**Important:** The components and wires are not drawn to scale. For instance, a lead with a length of over 1m can be shown as a lead that is only a few cm long. To ensure clear arrangement, all connectors, lines branches and connected components from the fuses to the component and from the component to ground connection are not shown within the individual cells. If required, reference can be made to cells **0670.3 Fuse Details** and **0670.4 Ground Distribution** where all lines are illustrated with all plug connections, line branches and connected components.

All circuit symbols used are listed and explained in cell **0140.0 Symbols**.

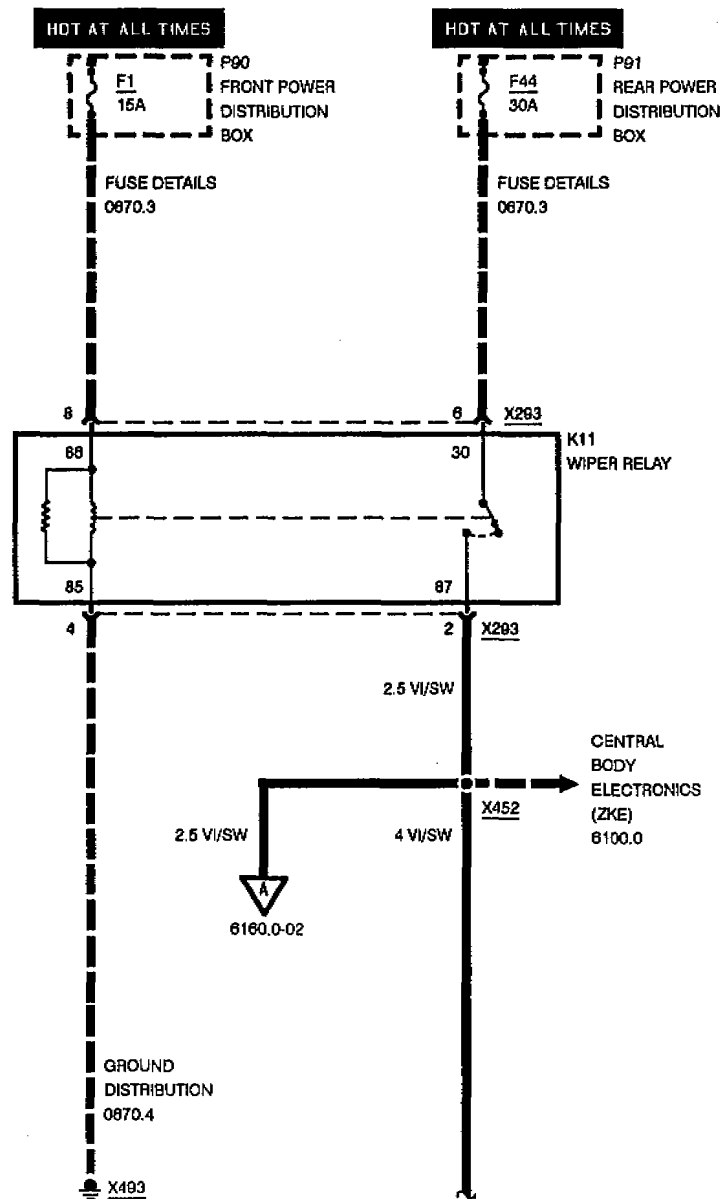
In cell **7000.0 Component Location Chart** all important connectors, ground points and components are listed in tabular form. It provides a precise description of the component locations in the vehicle.

In cell **7100.0 Component Location Views** the location of connectors and components which are difficult to locate are shown in line arts or illustrations. In cell **8000.0 Splice Location Views** all splices are listed in numerical order and illustrations are provided to assist in locating splices on larger harnesses. In cell **8500.0 Connector Views** diagrams of connectors with more than 2 pins are illustrated.

Included in this ETM are foldout block diagrams. These are overviews of the entire system (EGS, ABS, AC, etc.) which helps understand the relationships between various components and control unit of the system being diagnosed.

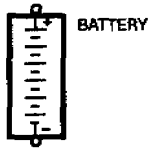
### Example

General conventions can be explained based on the following schematic example.

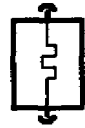


## General Conventions

1. Switches and relays are always shown in rest position (e.g. K11).
2. A component shown in a dashed frame signifies that the component is illustrated only in part (e.g. P90 and P91).
3. A component shown in a completely drawn frame signifies that the component is illustrated in full (e.g. K11).
4. The dashed line between pin 8 and pin 6 of connector X293 indicates that both pins belong to connector X293.
5. The dashed line from fuse F1 to pin 8 of connector X293 shows the positive supply of relay K11. If required, refer to cell **0670.3 Fuse Details** at fuse F1 for the complete line progressing with plug connections, line branches, wire colors and cross sections.
6. The dashed line with an arrow at splice X452 indicates that several wires lead to splice X452. All lines leading to the connection are illustrated in cell **6100.0 Central Body Electronics (ZKE)**. An interrupted line with an arrow indicates that only this one wire leads to another circuit.
7. The dashed line from pin 4 of connector X293 to ground X493 shows the ground supply for relay K11. If required, refer to cell **0670.4 Ground Distribution** at ground X493 for the complete line progression with all plug connections, line branches, wire colors, and cross sections.
8. The interrupted line from splice X452 with an **A** in the open arrow is continued on page 6160.0-02. Termination of wire 4 VI/SW from splice X452 with a wavy line indicates that the wire is continued on the opposite page.



BATTERY



HEATING ELEMENT



VARIABLE RESISTANCE  
SENSOR  
VARIABLE CONTACT IS  
MOVED BY AN EXTERNAL  
FORCE



ANTENNA



FUSE DETAILS



LOUDSPEAKER OR HORN



VARIABLE RESISTOR  
RESISTANCE IS CHANGED  
BY TEMPERATURE OR  
PRESSURE



CONTROL/POWER ELECTRONICS



FUSIBLE LINK



LIGHT



DIODE  
CURRENT CAN FLOW ONLY  
IN DIRECTION OF ARROW



HALL EFFECT SENSOR



RADIO



CIRCUIT BREAKER



PERMANENT MAGNET MOTOR  
ONE SPEED



ZENER DIODE  
TO REGULATE VOLTAGE



TRANSISTORIZED SWITCH



THERMO SWITCH



PERMANENT MAGNET MOTOR  
TWO SPEEDS



LIGHT EMITTING DIODE



INDUCTIVE SENSOR



SOLENOID



KNOCK SENSOR



OXYGEN SENSOR

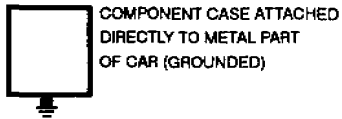
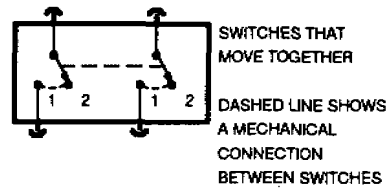
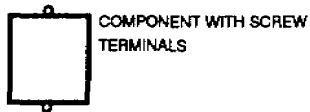
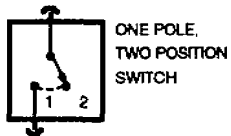
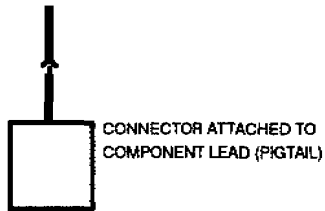


VEHICLE SPEED SENSOR

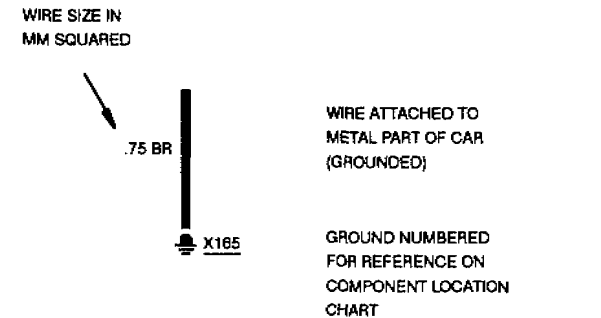
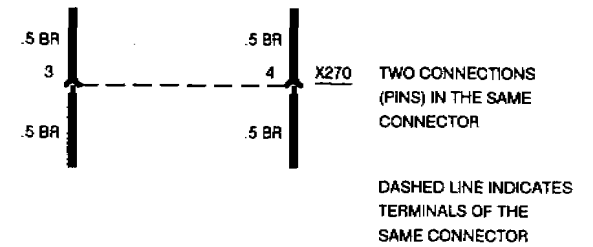
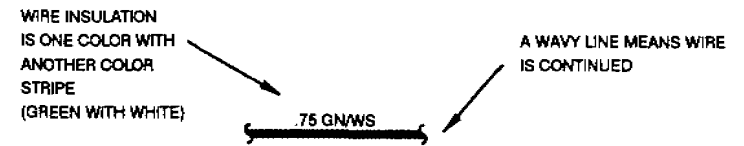
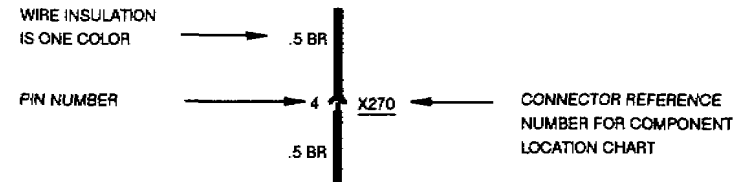
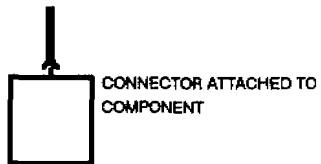


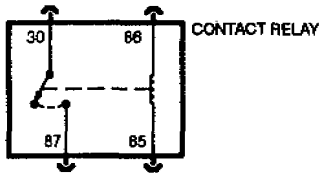
SOLENOID CONTROLLED VALVE  
OR CLUTCH SOLENOID

# SYMBOLS

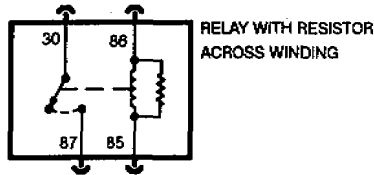


WIRE COLOR	
BL	BLUE
BR	BROWN
GE	YELLOW
GN	GREEN
GR	GRAY
OR	ORANGE
RS	PINK
RT	RED
SW	BLACK
VI	VIOLET
WS	WHITE
TR	TRANSPARENT

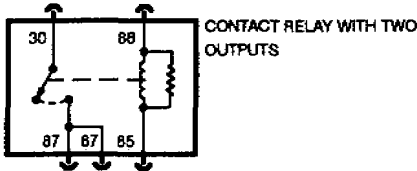




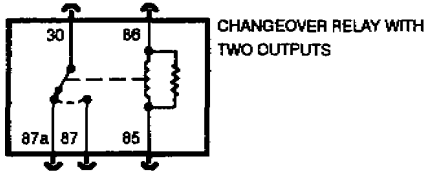
CONTACT RELAY



RELAY WITH RESISTOR ACROSS WINDING

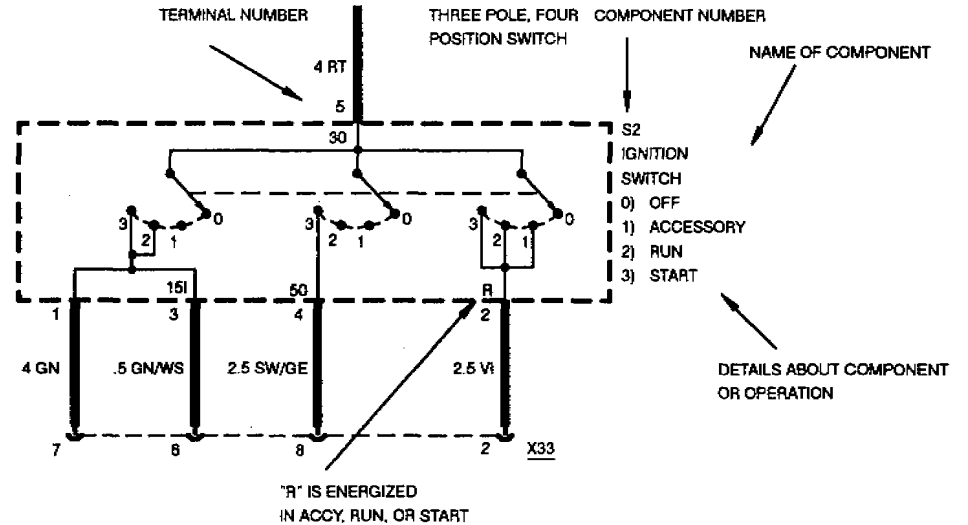


CONTACT RELAY WITH TWO OUTPUTS



CHANGEOVER RELAY WITH TWO OUTPUTS

TERMINAL NUMBER	DESCRIPTION
30	RELAY INPUT
85	RELAY OUTPUT (WINDING)
86	RELAY INPUT (WINDING)
87	RELAY OUTPUT (ENERGIZED)
87a	RELAY OUTPUT (AT REST)



TERMINAL NUMBER	DESCRIPTION	TERMINAL NUMBER	DESCRIPTION
50	VOLTAGE: IGNITION SWITCH IN START	15I	VOLTAGE: IGNITION SWITCH IN RUN
30	VOLTAGE: SUPPLIED AT ALL TIMES	R	VOLTAGE: IGNITION SWITCH IN ACCESSORY, RUN OR START
15	VOLTAGE: IGNITION SWITCH IN RUN OR START	31	GROUND

**HOT AT ALL TIMES**



INDICATES THAT FUSE 9 IS SUPPLIED WITH POWER AT ALL TIMES

POWER STATUS

**HOT AT ALL TIMES**

**HOT IN RUN AND START**

**HOT IN ACCY, RUN AND START**

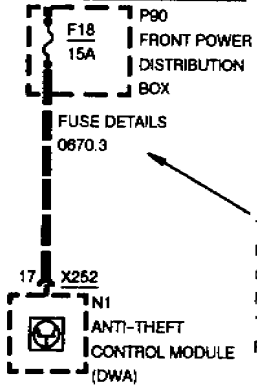
DESCRIPTION

VOLTAGE: SUPPLIED AT ALL TIMES

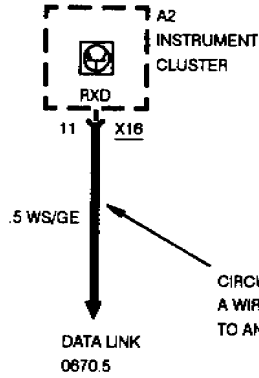
VOLTAGE: IGNITION SWITCH IN RUN OR START

VOLTAGE: IGNITION SWITCH IN ACCESSORY, RUN OR START

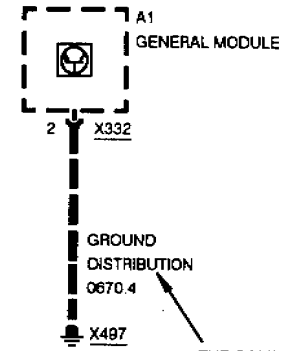
**HDT IN ACCY, RUN AND START**



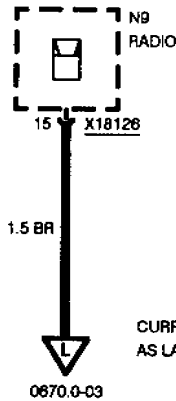
THE COMPLETE WIRE PROGRESSION AND FURTHER CIRCUITS CONNECTED TO FUSE 18 ARE SHOWN IN CELL "0670.3 FUSE DETAILS" AT FUSE 18



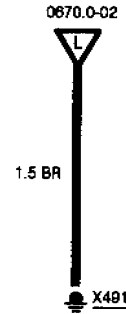
CIRCUIT REFERENCE- A WIRE WHICH CONNECTS TO ANOTHER CIRCUIT



THE COMPLETE WIRE PROGRESSION AND FURTHER CIRCUITS CONNECTED TO GROUND X497 ARE SHOWN IN CELL "0670.4 GROUND DISTRIBUTION" AT GROUND X497



CURRENT PATH IS CONTINUED AS LABELED

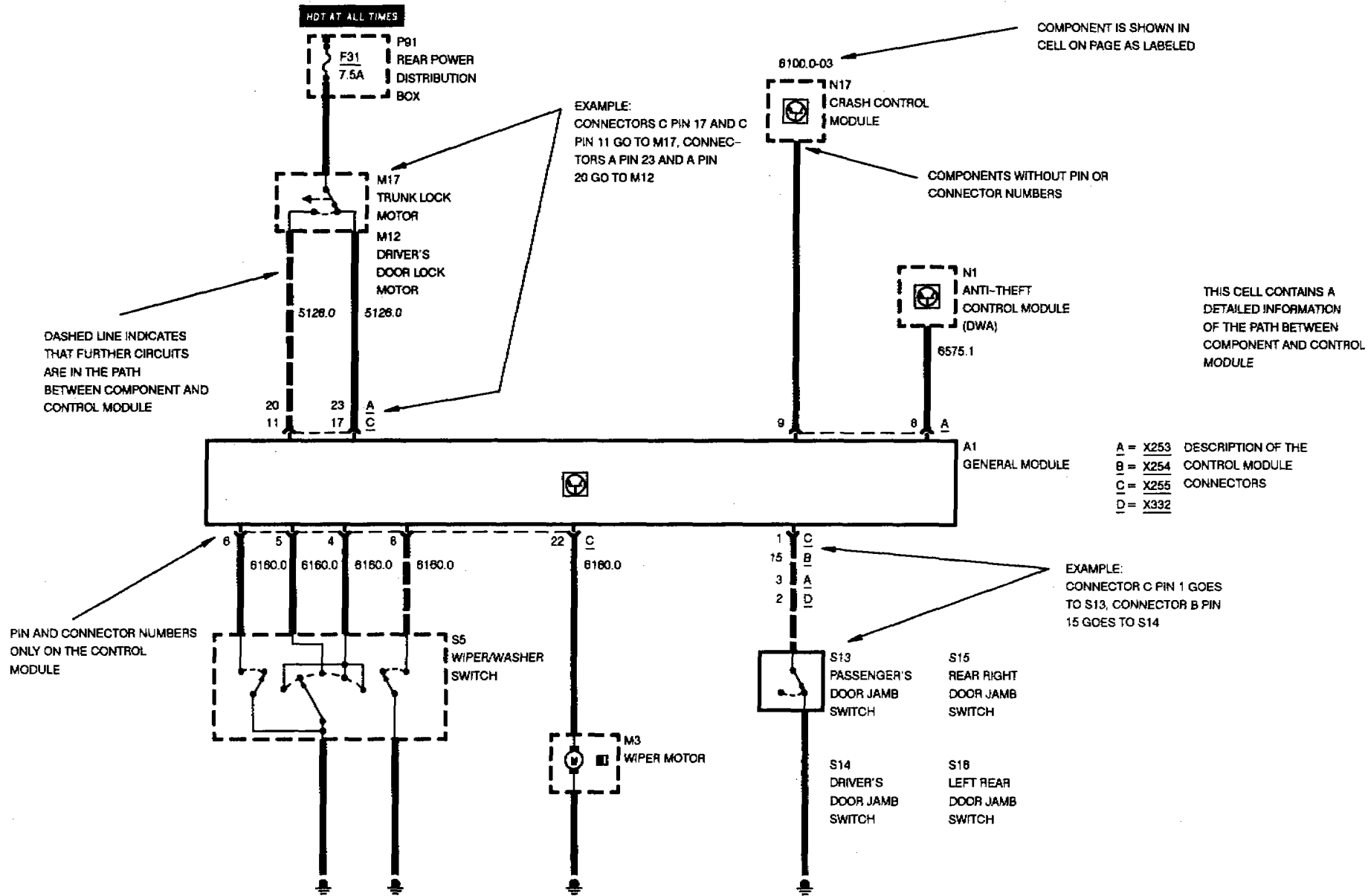


ARROW SHOWS DIRECTION OF CURRENT FLOW AND IS REPEATED WHERE CURRENT PATH CONTINUES



# SYMBOLS

## BLOCK DIAGRAM





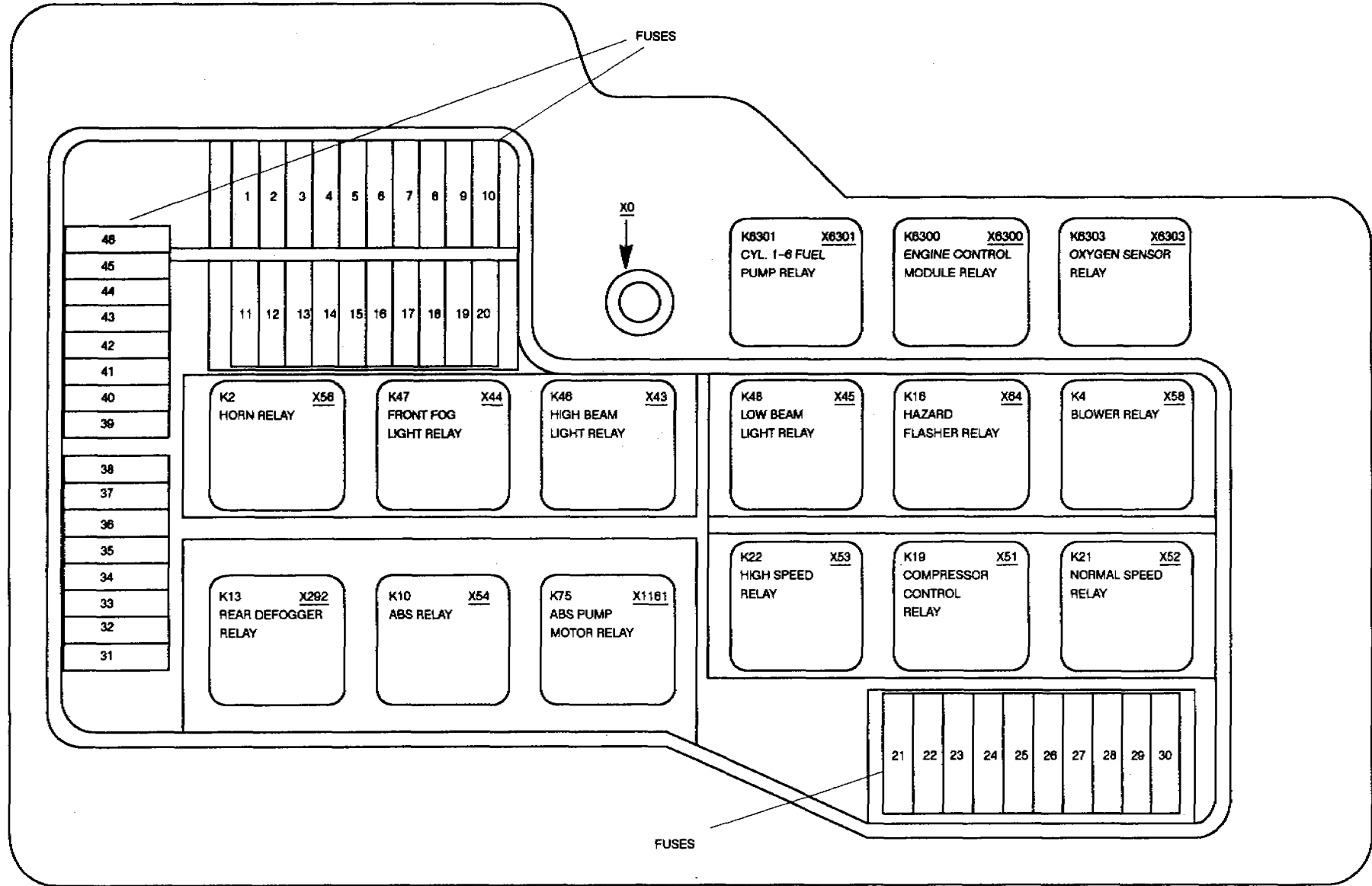


0670.0



# POWER DISTRIBUTION CHART

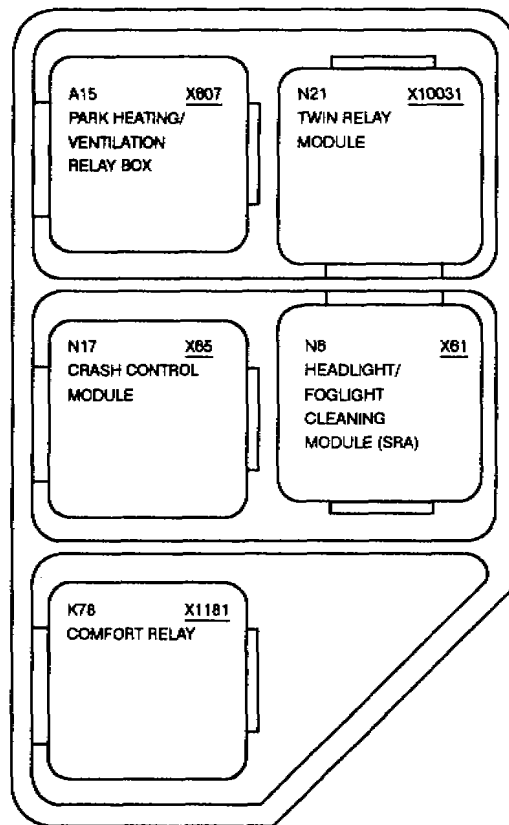
## FRONT POWER DISTRIBUTION BOX





# POWER DISTRIBUTION CHART

## RELAY PANEL UNDER LH SIDE OF DASHBOARD





# POWER DISTRIBUTION CHART

## SPLICE PANEL UNDER LH SIDE OF DASHBOARD

