


# 7G

## CRAWLER LOADER

## PARTS CATALOG



FORM 70626159  
Reprint 1-90

*Must  
front cover*

## AVOID ACCIDENTS

Most accidents, whether they occur in industry, on the farm, at home or on the highway, are caused by the failure of some individual to follow simple and fundamental safety rules or precautions. For this reason **MOST ACCIDENTS CAN BE PREVENTED** by recognizing the real cause and doing something about it before the accident occurs.

Regardless of the care used in the design and construction of any type of equipment there are many conditions that cannot be completely safeguarded against without interfering with reasonable accessibility and efficient operation.

A careful operator is the best insurance against an accident. The complete observance of one simple rule would prevent many thousand serious injuries each year. That rule is:

*Never attempt to clean, oil or adjust a machine while it is in motion.*

NATIONAL SAFETY COUNCIL

### WARNING

On machines having hydraulically, mechanically, and/or cable controlled equipment (such as shovels, loaders, dozers, scrapers, etc.) be certain the equipment is lowered to the ground before servicing, adjusting and/or repairing. If it is necessary to have the hydraulically, mechanically, and/or cable controlled equipment partially or fully raised to gain access to certain items, be sure the equipment is suitably supported by means other than the hydraulic lift cylinders, cable and/or mechanical devices used for controlling the equipment.

Fiatallis is not responsible for any liability arising from any damage resulting from defects caused by parts and/or components not approved by Fiatallis for use in maintaining and/or repairing products manufactured or merchandized by Fiatallis.

In any case, no warranty of any kind is made or shall be imposed with respect to products manufactured or merchandized by Fiatallis when failures are caused by the use of parts and/or components not approved by Fiatallis.

**7G**

**crawler loader**

**parts catalog**

S/N 22222 thru 27200

Form 70626159 English



**WARNING**

STUDY THE OPERATION AND MAINTENANCE  
INSTRUCTION MANUAL THROUGH BEFORE STARTING,  
OPERATING, MAINTAINING, FUELING OR SERVICING THIS  
MACHINE.

PUBLICATIONS AVAILABLE

FOR

MODEL 7G CRAWLER LOADER

(See NOTE below)

<u>DESCRIPTION</u>	<u>SERIAL NO.</u>	<u>FORM NO.</u>		
		ENGLISH	ESPAÑOL (Spanish)	FRANÇAIS (French)
<u>PARTS CATALOGS</u>				
Injection . . . . . All	70696878			
Ripper . . . . . All	70649043			
Tractor Shovel . . . . . All	70626159			
<u>OPERATING INSTRUCTIONS AND FIELD MAINTENANCE MANUALS</u>				
7G . . . . . Pr S/N 23003	70629197			
7G . . . . . S/N 23003-up	70638801			
<u>SERVICE MANUALS</u>				
Electrical Systems . . . . . All	70696657			
Engine (6000 & 7000). . . . . All	70645120	70650407	70650409	70650408
Final Drive . . . . . All	70686770	70656633	70656635	70656634
Injection Pump . . . . . All	70657398			
Injection Nozzles . . . . . All	70682797			
Shovel . . . . . All	70641546	70645287	70645289	70645288
Steering Clutches & Brakes. . All	70690347	70656639	70656641	70656640
Track Frames & Tracks. . . . All	70645550	70650413	70650415	70650414
Transmission, Bevel Gear, Drive Shaft U-Joint. . . . . All	70638891	70645284	70645286	70645285
Torque Converter . . . . . All	70644558	70647067	70647069	70647068
Turbocharger (317)(Prior to Eng. S/N 7-22361)	70644918	70645891	70645893	70645892
(376)(Eng. S/N 7-22361 - up)	70649088			

NOTICE

CONSULT FIAT-ALLIS CONSTRUCTION MACHINERY  
DEALER FOR PUBLICATIONS

SEE CONSTRUCTION MACHINERY TECHNICAL PUBLI-  
CATIONS INDEX (FORM 70658800) FOR ALL AVAILABLE  
PUBLICATIONS.

PUBLICATIONS INDEX (FORM 70658800) IS AVAILABLE  
FREE FROM YOUR DEALER.

## IMPORTANT

All parts listed herein, which have no specific usage indicated, are applicable to all models. Those parts which are used only on specific models are so indicated.

Attaching parts such as bolts, nuts, rivets, screws, washers, etc., are indented immediately following the parts which they attach.

Parts indicated with a square (□) are also available in packaged sets. Refer to section titled "PACKAGED PARTS".

The terms "right" and "left" used throughout this parts catalog are determined by facing the direction of forward travel.

## INSTRUCTIONS FOR ORDERING PARTS

At the time this parts catalog was published the listed part numbers were current. It is our policy to constantly improve our machines and therefore, part numbers and design may change. When ordering parts, verify part numbers through your dealer's parts catalog which is up to date with all latest part numbers.

Order parts from the dealer covering the local territory.

ALWAYS GIVE THE MODEL AND SERIAL NUMBER OF MACHINE. IF PARTS ARE FOR AN ASSEMBLY WHICH HAS A MODEL AND/OR SERIAL NUMBER (SUCH AS ENGINE ASSEMBLY, PUMP ASSEMBLY), ALSO INCLUDE THIS INFORMATION.

To obtain parts promptly, give part name and part number.

Give post office address, town, county and state where parts are to be shipped. Also specify whether material is to be shipped by freight, express or parcel post.

Confirm all telephone or telegraph orders in writing.

Parts for standard motor accessories such as generators and starting motors should be ordered from authorized Service Stations maintained by manufacturers of these units throughout the country.

No credit will be allowed on parts unless they are returned to the dealer from whom they were purchased; from there they will be returned, at the customer's expense, to the factory for inspection.

Unless claims for shortages or errors are made immediately upon receipt of goods, they will not be considered.

When broken goods are received, a full description of the damage should be made by the carrier agent on the freight bill. If this description is insisted upon, full damage can always be collected from the transportation company.

No responsibility is assumed for delay or damage to merchandise while in transit. Our responsibility ceases upon delivery of shipment to the transportation company from whom a receipt is received showing that shipment was in good condition when delivered to them; therefore, claims (if any) should be filed with the transportation company.

The right is reserved to change the construction or material of any parts where it seems desirable to do so without incurring the obligation of installing such changes on units already delivered.

*(Specifications and design subject to change without notice)*

# MODEL IDENTIFICATION

The symbol listed below is stamped in front of the model serial number on each unit.

MODEL SYMBOL	ENGINE MODEL	DESCRIPTION
7G	7000	Front end shovel, 37 link track with 6 roller rigid truck frames, 62" tread, power shift transmission, torque converter and power operated oil type steering clutches and brakes.

## RECORD YOUR SERIAL NUMBERS BELOW

TRACTOR SERIAL NO. \_\_\_\_\_

ENGINE SERIAL NO. \_\_\_\_\_

\_\_\_\_\_

\_\_\_\_\_

\_\_\_\_\_

\_\_\_\_\_

### SERIAL NUMBER LOCATIONS

- MODEL SERIAL NO: On rear face of steering clutch housing at the upper right hand corner; also vertically on right side of rear edge. Also on small plate attached directly below instrument panel.
- ENGINE SERIAL NO: On plate attached to the left hand side of the cylinder block at rear end. Also on small plate attached directly below instrument panel.

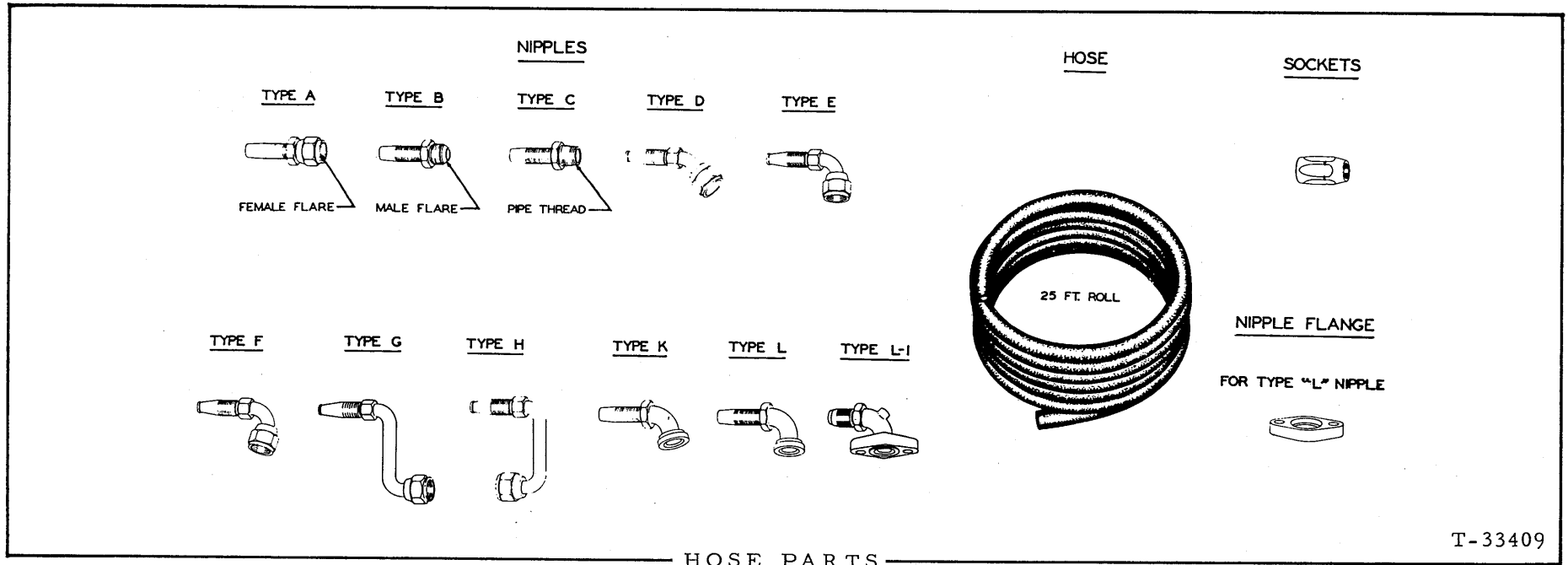
ALPHABETICAL INDEX

Air Cleaner	99, 101	Filters	
Air Heater	105	Fuel	55
Air Restriction Indicator	102, 103	Heavy-Duty Fuel	51, 53
Automatic Bucket Controls	365	Heavy-Duty Oil	45, 47
Batteries and Cables	289, 291	Oil	43
Battery Box	292, 295	Torque Converter Oil	133
Battery Box Lock	295, 297	Transmission Oil	171, 173
Bevel Gear and Shaft	183	Shovel Hydraulic Tank	357
Boom Piping	390, 391	Shovel Portable	393
Brake Control	218	Steering Control	205, 207
Brakes	213	Final Drive	
Bucket	376, 385	Housing	185
Bucket Hydraulics	386	Intermediate Shaft	187
Bucket Position Indicator	319, 365, 389	Pinion Shaft	189
Camshaft	34	Outboard Bearing and Seal	192
Connecting Rod	23	Sprocket, Shaft and Gear	191
Control Valve and Filters	205, 207	Floor	256, 257
Conversion Tables	14	Flywheel and Housing	28
Counter-Weight	383	Front Fenders	247
Cowl	277, 279	Fuel Filter	51, 53, 55
Crane Hook	382	Fuel Lines	59, 60
Crankshaft	26	Fuel Tank	57
Cylinder Block	19	Gauges	
Cylinder Head	31	Air Restriction Indicator	102, 103
Cylinder Sleeve	19	Ammeter	277, 279
Cylinders		Bevel Gear Comp. Oil Level	185
Clam	386	Engine Oil Level	22
Dump	319, 329	Engine Oil Pressure	277, 279
Lift	319, 329	Engine Temperature	277, 279
Loader	403	Fuel Level	57
Diverter Valve and Controls	369, 371, 373	Fuel Pressure	277, 279
Drawbar	220	Hour Meter	281, 283
Drive Shaft	139	Hydraulic Operating Pressure	277, 279
Elements		Track Wear	301
Air Cleaner	99, 101	Trans. Lubricating Pressure	277, 279
Engine Oil Filter	43	Generator	284
Fuel Filter	55	Governor Controls	87
Heavy-Duty Fuel Filter	48, 49	Governor Linkage	85
Heavy-Duty Oil Filter	48, 49	Ground Speed Governor	161
Shovel Hydraulic Tank	357	Hand Throttle	71
Shovel Portable Filter	395	Hood	248, 250
Steering Control Filter	211, 212	Hood Side Plates	248, 250, 298, 299
Transmission Oil Filter	174, 175	Hose Parts	6
Engine Decelerator	83	Hour Meter	281, 283
Engine and Mounting	16	Hydraulic Tank and Control Valve	337, 341
Engine Oil Level Gauge	22	Hydraulic Tank and Covers	354
Engine Shut-off Control	91, 92	Hydraulic Track Adjuster	241
Exhaust Pipe	248, 250	Hydro-Pneumatic Accumulator	397
Fan	115	Injection Fuel Return Lines	67, 68
Fan Belt	117	Injection Nozzles and Lines	63
Fan Drive	117	Injection Pump	66
Fan Guard	111	Instruments	277, 279

ALPHABETICAL INDEX

Intake Manifold	93	Steering Clutch & Final Drive Housing	185
Lift Fork	381	Steering Clutches	195
Lights		Steering Levers and Linkage	197
Head	269	Steering Pump Drive	33
Rear Flood	275	Steering Pump and Lines	199
Tail	273	Street Plate	243
Lights and Wiring	269	Tail Light	273
Loader Frame and Tong	401	Thermostat	122, 124
Loader Hydraulic Cylinders and Piping	403	Throttle Control	71, 73, 75, 79, 83
Main Frame	221	Timing Gear Housing	25
Manifolds		Timing Gears	26, 34, 66
Exhaust	94	Tools	301
Intake	93	Torque Converter	126
Water Outlet	122, 124	Torque Converter Charging & Return Lines	133, 134
Master Switch	289, 291	Torque Converter Seal Drain	135
Master Switch Cover	296	Torque Converter Vent Line	137
Moldboard	378, 379, 385	Track	242
Numerical Index	408	Track Frame	225, 227
Oil Cooler	37	Track Idler	235
Oil Filter	43, 45, 47	Track Release	239, 240
Oil Pan	36	Track Roller	231
Oil Pump	39	Track Roller Guards	225, 229, 229A
Packaged Parts	10	Track Supporting Roller	233
Painting and Marking	266	Transfers	266
Piston	23	Transmission	
Primer	107	Assembly	141
Pumps		Bottom Shaft	151
Air Heater	105	Case and Covers	143, 145
Engine Oil	39	Pinion Shaft	150
Engine Primer	107	Reverse Shaft	154
Fuel Injection	66	Top Shaft	147
Push-Start Hydraulic Oil	157	Transmission Oil Filter	171, 173
Shovel Hydraulic	312	Transmission Oil Pump	165, 167
Steering	199	Turbocharger	94
Transmission Oil	165, 167	Valves	
Water	120	Air Heater Check	105
Push-Start Hydraulics	157	Brake	213
Radiator	111	Engine Oil Pressure Regulating	19
Radiator Curtain	110	Engine Oil Pump Pressure Relief	39
Radiator Guard	245	Exhaust	31
Radiator Screen	111	Fuel Injection Pressure Relief	67, 68
Rear Fenders	252, 255	Intake	31
Rear Flood Light	275	Hydro-Pneumatic Selector	397
Rigid Beam	222	Push-Start Hydraulic Check	157
Rock Fork	380	Shovel Check	337
Seat	259, 261	Shovel Control	337, 341
Shovel Frame	305, 307	Shovel Diverter	369, 371, 373
Shovel Hydraulic Cylinders & Piping	319, 329	Shovel Safety	337, 341, 386
Shovel Hydraulic Pump Lines	311	Speed Shift Selection	177, 179
Shovel Linkage	309	Steering Control	205, 207
Shovel Portable Filter	393	Track Adjuster Relief	241
Shovel Pump and Drive	312	Valve Lifter Covers	21
Shovel Valve Controls	359, 361, 362, 364	Valve Operating Mechanism	34
Speed Shift	177, 179	Water Outlet Manifold	122, 124
Starter	287	Water Pump	120





T-33409

HOSE PARTS

**NOTE:** Refer to right hand column for identity of interchangeable crimped-type hose (fittings not re-usable). Assembly number shown in left hand column indicates available replacement hose assembly with re-usable components; where no assembly number is listed, hose assembly is not available from factory but may be constructed in the field from data indicated.

HOSE ASSEMBLY NO. (See NOTE)	BULK HOSE (25' roll)	HOSE LENGTH (inches)	NIPPLE (#1 end)			NIPPLE (#2 end)			SOCKET (both ends)	NIPPLE FLANGE		CRIMPED-TYPE HOSE (See NOTE) Part No.
			Including SOCKET	NIPPLE only	Type	Including SOCKET	NIPPLE only	Type		Part No.	X Dim	
	70919156	41-1/4	70920850	70920303	A	70920858	70919080	B	70919076			70644555
70095323	70919196	5-3/8	70920855	70919144	B	70920877	70919207	D	70919143			70646923
70097746	70919156	9-1/2	70920858	70919080	B	70920838	70919074	C	70919076			70644694
70622149	70919196	64-1/2	70920847	70920301	A	70920862	70919194	E	70919143			
70622686	70919196	50	70920847	70920301	A	70920877	70919207	D	70919143			
70624472	70919196	44-1/4	70920847	70920301	A	70920862	70919194	E	70919143			70644911
70624473	70919196	28-1/2	70920833	70919200	C	70920862	70919194	E	70919143			
70624511	70919196	42	70920847	70920301	A	70920862	70919194	E	70919143			
70625835	70919474	65	70921011	70923097	A	70921011	70923097	A	70919469			

70625836	70920221	75-1/4	70920852	70920344	A	70920852	70920344	A	70919281			
70626179	70920795	104		70626178	G		70626222	K	70920973			
70626392	70920794	149-1/2	70921020	70922830	A	70920944	70920978	A	70920972			
70626393	70920794	155-1/2	70920944	70920978	A		70641707	E	70920972			
70626405	70920221	12-7/8	70920841	70919280	C	70920882	70919278	D	70919281			
70628129	70920222	20-1/4	70921033	70921034	A	70920875	70920232	E	70919282			
70628131	70919155	14-5/8	70920849	70920302	A	70920879	70919159	D	70919075			
70628140	70920221	27-1/8	70920867	70919277	E	70920867	70919277	E	70919281			
70628186	70920222	45-3/4	70921033	70921034	A	70920868	70920144	E	70919282			
70628731	70919196	44-1/4	70920847	70920301	A	70920847	70920301	A	70919143			
70628820	70919156	28-3/4	70920850	70920303	A	70920914	70919296	G	70919076			
70628846	70919156	31	70920880	70919254	D	70920914	70919296	G	70919076			
70633376	70919156	96	70920850	70920303	A	70920865	70919081	E	70919076			
70633377	70919156	12-1/8	70920850	70920303	A	70920872	70919158	E	70919076			
70633899	70919156	6-1/4	70920850	70920303	A	70920865	70919081	E	70919076			
70634058	70919156	17-1/2	70920865	70919081	E		70919296	G	70919076			
70634752	70919196	40-1/2	70920833	70919200	C	70920862	70919194	E	70919143			70646907
70635223	70920795	104		70635213	G		70626222	K	70920973			
70637514	70919196	54	70920847	70920301	A	70920877	70919207	D	70919143			70644912
70637516	70919196	46-1/4	70920847	70920301	A	70920847	70920301	A	70919143			70644910
70637531	70919196	54	70920847	70920301	A	70920862	70919194	E	70919143			70646908
70641734	70919155	48-3/4	70920849	70920302	A	70920864	70919082	E	70919075			70646327
73010972	70920795	72	70920945	70922831	A	70920928	70920970	C	70920973			
73010979	70920795	72	70920928	70920970	C	70920928	70920970	C	70920973			
73020231	70920727	42-1/4	70920852	70920344	A	70920852	70920344	A	70919281			
73020232	70920727	20-3/4	70920852	70920344	A	70920852	70920344	A	70919281			
74335583	70919196	10-1/8	70920847	70920301	A	70920862	70919194	E	70919143			
74335898	70919155	19-1/2	70920849	70920302	A	70920864	70919082	E	70919075			
74335931	70919196	7	70920862	70919194	<sup>E</sup> short	70920869	70919253	<sup>E</sup> long	70919143			
74335935	70919155	15-1/2	70920849	70920302	A	70920864	70919082	E	70919075			
74337743	70919155	7		70921269	C	70920879	70919159	D	70919075			
74338481	70919155	17-1/2	70920849	70920302	A	70920864	70919082	E	70919075			

(Continued)

74338482	70919155	19-1/2	70920849	70920302	A	70920864	70919082	E	70919075			
74376906	70919196	16-3/8	70920847	70920301	A	70920862	70919194	E	70919143			
	70920794	50-1/2	70921020	70922830	A		70922893	E	70920972			70637348
	70919156	96	70920850	70920303	A	70920872	70919158	E	70919076			70643855
	70920221	36-1/2	70920852	70920344	A	70920852	70920344	A	70919281			70643953
	70920221	25-1/2	70920852	70920344	A	70920867	70919277	E	70919281			70644003
	70919196	24-1/4	70920847	70920301	A	70920847	70920301	A	70919143			70644328
	70919156	91-1/4	70920850	70920303	A	70920865	70919081	E	70919076			70644356
	70919156	45-7/8	70920850	70920303	A		70922253	H	70919076			70644357
	70919156	34-3/4	70920850	70920303	A		70919296	G	70919076			70644358
	70919156	8-5/8	70920880	70919254	D	70920865	70919081	E	70919076			70644394
	70919156	6-3/4		70921710	D		70919175	F	70919076			70644395
	70919196	5-3/8	70920855	70919144	B	70920877	70919207	D	70919143			70644553
	70919196	43	70920855	70919144	B	70920869	70919253	E	70919143			70644554
	70919156	8-1/4	70920850	70920303	A	70920865	70919081	E	70919076			70644556
	70919196	15-3/4	70920855	70919144	B	70920834	70919550	C	70919143			70644683
	70919196	43	70920855	70919144	B	70920869	70919253	E	70919143			70644696
	70919196	68-1/4	70920847	70920301	A	70920862	70919194	E	70919143			70644909
	70919218	14-3/8	70920850	70920303	A	70920880	70919254	D	70919076			70645074
	70920222	26-3/8	70921033	70921034	A	70920875	70920232	E	70919282			70645438
	70919156	18	70920850	70920303	A		70919913	H	70919076			70646126
	70919155	18-3/4	70920849	70920302	A	70920864	70919082	E	70919075			70646128
	70920221	24-1/2	70920852	70920344	A	70920882	70919278	D	70919281			70646132
	70920222	20-7/8	70921033	70921034	A	70920798	70921495	D	70919282			70646137
	70920221	26-1/8	70920882	70919278	D	70920867	70919277	E	70919281			70646139
	70919156	17-1/2	70920850	70920303	A		70919175	F	70919076			70646144
	70920794	38-3/4	70921020	70922830	A	70920927	70920969	C	70920972			70646208
	70920794	28-1/8	70921020	70922830	A	70920927	70920969	C	70920972			70646209
	70920222	26-3/8	70920868	70920144	E		70920173	L	70919282	70919274	2-1/4	70646212
	70919196	46-1/4	70920855	70919144	B	70920869	70919253	E	70919143			70646230
	70919156	30	70920880	70919254	D	70920865	70919081	E	70919076			70646313
	70919196	8-3/8	70920877	70919207	D	70920877	70919207	D	70919143			70646323

70919196	24-1/4	70920847	70920301	A	70920877	70919207	D	70919143			70646324
70919155	41-1/2	70920864	70919082	E	70920864	70919082	E	70919075			70646342
70919155	97-3/4	70920849	70920302	A		70919297	G	70919075			70646743
70919196	20-1/4	70920877	70919207	D	70920862	70919194	E	70919143			70646841
70919156	27-5/8	70920850	70920303	A	70920865	70919081	E	70919076			70646844
70919155	88-1/2	70920864	70919082	E		70919297	G	70919075			70646899
70919196	13-1/8	70920847	70920301	A	70920877	70919207	D	70919143			70647785
70920794	75	70920944	70920978	A	70920944	70920978	A	70920972			70648155
70920794	64-3/4	70920944	70920978	A	70920944	70920978	A	70920972			70648514
70920222	23-1/8	70921033	70921034	A	70921033	70921034	A	70919282			70648792
70920221	7-5/8	70920852	70920344	A	70920867	70919277	E	70919281			70648793
70919196	33	70920877	70919207	D	70920877	70919207	D	70919143			70648894
70920222	28		70920173	L		70648895	L-1	70919282	70919274	2-1/4	70648896
70919196	39	70920862	70919194	E	70920862	70919194	E	70919143			70650283
70920222	21-7/8	70921033	70921034	A	70920868	70920144	E	70919282			70650468
70919155	52-3/4	70920849	70920302	A	70920864	70919082	E	70919075			70650862
70919218	6-1/4	70920880	70919254	D		70919175	F	70919076			70650987
70919218	6-1/4	70920880	70919254	D		70919175	F	70919076			70650988
70920794	45-1/4	70921020	70922830	A	70920934	70922833	B	70920972			70653767
70919196	19-7/8	70920877	70919207	D	70920862	70919194	E	70919143			70654042

6

PACKAGED PARTS

PACKAGE NO.	DESCRIPTION
-----	CLUTCH KIT, over-running (See page 131)
-----	ELEMENT KIT, shovel filter (See page 357)
-----	FILTER KIT, hydraulic system fluid (See SHOVEL PORTABLE FILTER)
74359742	GASKET KIT, cylinder head
	4 70923574 O-RING, water by-pass tube
	1 74300145 GASKET, water outlet elbow
	2 74337769 GASKET, valve lifter cover
	8 74359741 GASKET, intake and exhaust manifold
	1 74348133 GASKET, breather tube
	2 74349808 GASKET, water manifold
	1 74349809 GASKET, thermostat housing
	1 74349883 GASKET, cylinder head
	1 74354113 GASKET, rocker cover
	4 74378031 GASKET, injection nozzle holder
74349937	GASKET KIT, intermediate, engine cylinder block
	1 70923589 O-RING, fan drive
	1 70667252 GASKET, oil drain plug
	2 74113897 GASKET, regulating valve nut
	1 74254624 O-RING, camshaft hole plug
	1 74335056 GASKET, water pump volute
	1 74335712 GASKET, cover plate (Not used. Discard)
	1 74336345 GASKET, gear housing cover (Not used. Discard)
	1 74336897 RING, sealing, flywheel housing to crankcase
	1 74346169 GASKET, oil pump discharge pipe
	1 74346456 GASKET, water inlet pipe
	1 74346744 GASKET, water pump
	1 74347031 GASKET, water by-pass flange
	1 74347120 GASKET, timing hole cover
	1 74348126 GASKET, timing gear cover
	1 74348136 GASKET, timing gear housing
	1 74348184 GASKET, oil cooler to block
	1 74348185 GASKET, oil filter to block, upper
	1 74348215 GASKET, oil pump discharge pipe
	1 74348218 GASKET, oil pump suction line
	1 74349954 GASKET, oil cooler to filter
	1 74349956 GASKET, oil filter to block, lower
	1 74349984 GASKET, oil cooler (Not used. Discard)
	1 74371289 GASKET, oil pan cover
-----	PIPING AND ADAPTER KIT (See SHOVEL PORTABLE FILTER)
-----	RADIATOR MOUNTING KIT, resilient type (See RADIATOR)

(Revised June 1979)

PACKAGED PARTS

PACKAGE NO.

DESCRIPTION

73027808

RELIEF VALVE KIT, shovel control valve

- 1 ----- SLEEVE, relief valve
- 1 ----- PLUNGER ASSEMBLY
- 1 ----- SEAT, relief valve
- 1 70913177 NUT, jam
- 1 70923563 O-RING
- 1 70923564 O-RING
- 1 70923649 O-RING
- 1 73003911 NUT, acorn
- 1 73027397 POPPET
- 1 73027398 CAP, adjusting
- 1 73027399 SCREW, adjusting
- 1 73027401 SPRING
- 1 73027406 SPRING
- 1 73027407 WIRE, plunger
- 1 73027410 RING, snap
- 1 73027414 RING, snap

74321187

OIL PUMP CONVERSION KIT

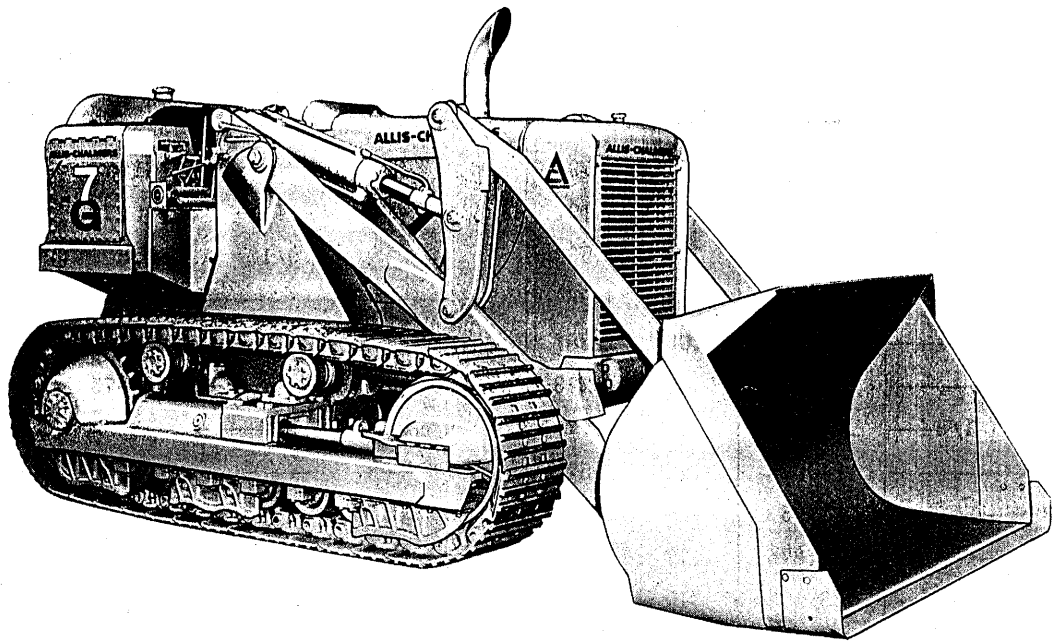
- 1 74321398 OIL PUMP ASSY., w/gear
- 1 74321671 BRACKET ASSY.
- 2 70928212 NUT
- 2 70907863 LOCKWASHER
- 2 74371253 DOWEL RING
- 1 74320913 TUBE ASSY., oil suction
- 2 70923470 CAPSCREW
- 1 74348686 BRACKET, oil suction pipe
- 2 70920582 CAPSCREW
- 1 74321053 U-BOLT
- 2 70929292 WASHER
- 2 70916871 LOCKNUT
- 1 74320916 GASKET
- 1 74320915 ELBOW, oil pump discharge
- 2 74393359 GASKET
- 4 70923193 CAPSCREW
- 4 70916543 LOCKWASHER
- 4 70921076 CAPSCREW
- 4 70910287 LOCKWASHER
- 1 74320597 VALVE ASSY., pressure relief
- 1 ----- INSTRUCTION SHEET

-----  
 -----  
 -----  
 -----  
 -----  
 -----  
 -----  
 -----  
 -----  
 -----  
 -----  
 -----  
 -----  
 -----  
 -----

- REPAIR KIT, dump cylinder (See page 323)
- REPAIR KIT, loader cylinder (See page 407)
- REPAIR KITS, shovel pump (See pages 316 and 317)
- RING KIT, transmission (See TRANSMISSION TOP SHAFT and TRANSMISSION BOTTOM SHAFT)
- RING SET, piston (See PISTON AND CONNECTING ROD)
- SEAL KIT (See FINAL DRIVE OUTBOARD BEARING AND SEAL)
- SEAL KIT (See FINAL DRIVE SPROCKET SHAFT AND GEAR)
- SEAL KIT (See TRACK IDLER AND TRACK ROLLER)
- SEAL KIT (See TRACK SUPPORTING ROLLER)
- SEAL KIT, transmission oil pump (See page 169)
- TRANSFER KIT (See PAINTING AND MARKING)
- UNLOADER KIT (See first type AIR CLEANER)

(Revised June 1979)

MEMO



CRAWLER LOADER

T-73679



# CONVERSION TABLES

## DECIMAL AND METRIC EQUIVALENTS OF FRACTIONS OF AN INCH

Inches			Milli- meters	Inches			Milli- meters
Fractions	Decimals	*Nom. Dec.		Fractions	Decimals	*Nom. Dec.	
1/64	.015625	.02	.397	33/64	.515625	.52	13.097
1/32	.03125	.03	.794	17/32	.53125	.53	13.494
3/64	.046875	.05	1.191	35/64	.546875	.55	13.891
1/16	.0625	.06	1.588	9/16	.5625	.56	14.288
5/64	.078125	.08	1.984	37/64	.578125	.58	14.684
3/32	.09375	.09	2.381	19/32	.59375	.59	15.081
7/64	.109375	.11	2.778	39/64	.609375	.61	15.478
1/8	.125	.12	3.175	5/8	.625	.62	15.875
9/64	.140625	.14	3.572	41/64	.640625	.64	16.272
5/32	.15625	.16	3.969	21/32	.65625	.66	16.669
11/64	.171875	.17	4.366	43/64	.671875	.67	17.066
3/16	.1875	.19	4.763	11/16	.6875	.69	17.463
13/64	.203125	.20	5.159	45/64	.703125	.70	17.859
7/32	.21875	.22	5.556	23/32	.71875	.72	18.256
15/64	.234375	.23	5.953	47/64	.734375	.73	18.653
1/4	.250	.25	6.350	3/4	.750	.75	19.050
17/64	.265625	.27	6.747	49/64	.765625	.77	19.447
9/32	.28125	.28	7.144	25/32	.78125	.78	19.844
19/64	.296875	.30	7.541	51/64	.796875	.80	20.241
5/16	.3125	.31	7.938	13/16	.8125	.81	20.638
21/64	.328125	.33	8.334	53/64	.828125	.83	21.034
11/32	.34375	.34	8.731	27/32	.84375	.84	21.431
23/64	.359375	.36	9.128	55/64	.859375	.86	21.828
3/8	.375	.38	9.525	7/8	.875	.88	22.225
25/64	.390625	.39	9.922	57/64	.890625	.89	22.622
13/32	.40625	.41	10.319	29/32	.90625	.91	23.019
27/64	.421875	.42	10.716	59/64	.921875	.92	23.416
7/16	.4375	.44	11.113	15/16	.9375	.94	23.813
29/64	.453125	.45	11.509	61/64	.953125	.95	24.209
15/32	.46875	.47	11.906	31/32	.96875	.97	24.606
31/64	.484375	.48	12.303	63/64	.984375	.98	25.003
1/2	.500	.50	12.700	1	1.000	1.00	25.400

### VOLUME AND WEIGHT CONVERSION CONSTANTS — U.S. TO METRIC

Pints x .4732 = Liters  
 Quarts x .9463 = Liters  
 Gallons x 3.7853 = Liters  
 Pounds x .4536 = Kilograms  
 Cubic Yards x .7645 = Cubic Meters

### TORQUE & PRESSURE CONVERSION CONSTANTS —

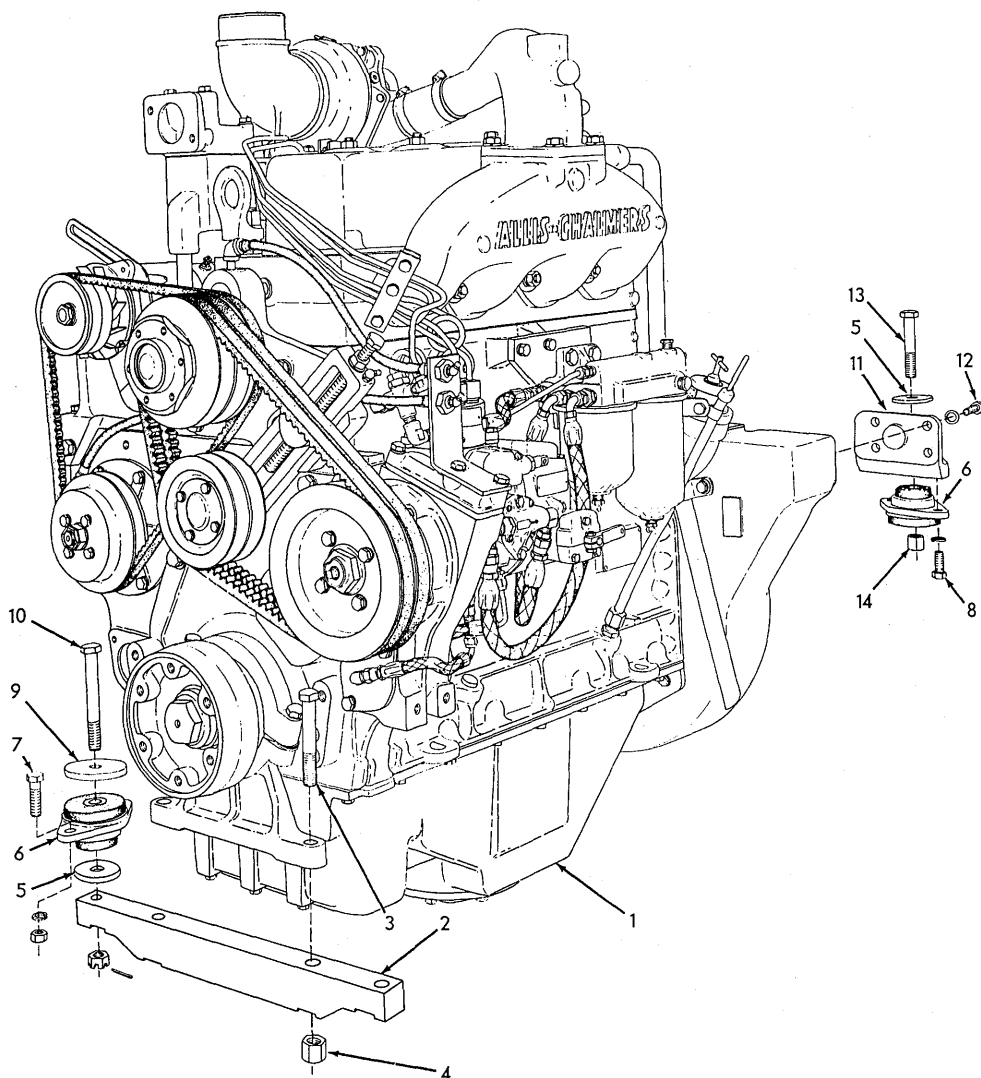
lb. ft. x 0.1383 = m - kg  
 lb. in. x 1.1521 = cm - kg  
 psi x 0.0703 = kg/cm<sup>2</sup>

### LENGTH CONVERSION CONSTANTS — U.S. TO METRIC

Inches x 25.400 = Millimeters  
 Inches x .0254 = Meters  
 Feet x .3048 = Meters  
 Statute Miles x 1.60935 = Kilometers

\*Nominal decimals are used in place of fractions of an inch, with exception of such items as bolts, screws, washers, tubing, wire, etc.





ENGINE AND MOUNTING

T-36178

ITEM	PART NO.	QTY.	DESCRIPTION
1	74337486	1	ENGINE ASSEMBLY (Includes oil filter, oil cooler, fuel filter, turbocharger and generator. Does not include air cleaner, fan blade or starter. First stage fuel filter element is also omitted and must be added if tractor is not equipped with Heavy-Duty Fuel Filter)(Used prior to tractor #23003)
	74338515	1	ENGINE ASSEMBLY (Includes exhaust elbow, oil filter, oil cooler, fuel filter, turbocharger and generator. Does not include air cleaner, fan blade or starter. First stage fuel filter element is also omitted and must be added if tractor is not equipped with Heavy-Duty Fuel Filter)(Effective with tractor #23003)
2	70087464	1	HANGER, engine supporting, front
3	70070299	2	CAPSCREW, 5/8"NF x 4"
4	70072366	2	NUT, high, 5/8"NF

(Continued)

**Allis Chalmers 7g Crawler Loader Parts Catalog****ENGINE AND MOUNTING (Continued)**Full download: <http://manualplace.com/download/allis-chalmers-7g-crawler-loader-parts-catalog/>

ITEM	PART NO.	QTY.	DESCRIPTION
5	70097283	4	WASHER, plain, shock mount
6	70097284	4	MOUNT, shock
7	70035073	4	CAPSCREW, 1/2"NF x 1-3/4" (front mounts)
8	70035061	4	CAPSCREW, 1/2"NC x 1-1/4" (rear mounts)
	70904208	8	LOCKWASHER, 1/2"
	70911043	4	NUT, 1/2"NF (front mounts only)
9	70096652	2	WASHER, plain, front shock mount
10	70091984	2	CAPSCREW, front mount
	70917362	2	NUT, thick, slotted, 5/8"NF
	70900808	2	PIN, cotter, 1/8" x 1-1/2"
11	70091080	2	BRACKET, rear mount
12	70035190	8	CAPSCREW, 1/2"NC x 1-1/2"
	70904208	8	LOCKWASHER, 1/2"
13	70035541	2	CAPSCREW, rear mount (5/8"NF x 3-3/4")
14	70072366	2	NUT, high, 5/8"NF